

**In this booklet,
an annex to the
catalogue,
Lzf Lamps
presents its**



**novelties
for 2020:
10 new
handmade
collections of
wood lamps.**

Lzf

lzf


WOOD TOUCHED BY LIGHT



Design in Evolution²⁶ years

LZF is a creative hub, a place that unites art and design, innovation and technology. Working with wood and light, LZF has embraced craftsmanship and an unwavering commitment to good design from the outset.

LZF is a company whose extensive lighting collection has journeyed across the world. Every LZF lamp



is handmade in Valencia, Spain, by skilled and dedicated craftspeople. In a world of mass production, LZF is committed to the preservation of the techniques and know-how perfected by master artisans.

In LZF's new collection of lamps, it is the first time we have married hand-blown borosilicate glass with our wood veneer. Working with Mayice Studio and glass-blowing artisan Eduardo Garuti, we are presenting three hand-blown borosilicate glass lamps: Dune, Estela and Eris. Mut Design Studio have designed Tomo, and the new wall version

of Lens, which incorporates a central mirror. Oh!Line by Mariví Calvo and Burkhard Dämmer, and I-Line by Burkhard Dämmer, represent two



slim, simple, and elegant designs. Ray Power's piquant Lola lamp is now available in a wall version, along with a small deluxe Lola table lamp. Maruja, created by Gazpacho Studio, is our first flat-pack fixture, and Suns, designed by Mikiya Kobayashi, is a new

decorative panel that acts to diffuse light and break up sound. The vertical Big Bird, created by the artist Isidro Ferrer and made in collaboration with master artisan Manolo Martín, gets a horizontal sibling.

At LZF, we continue to learn and improve, channelling our efforts into refining design and innovation, and focusing more and more on sustainability. Every lamp is made using FSC certified natural wood veneers, and our packaging combines recycled materials. Above all, at our core, we remain devoted to the possibilities we find in wood touched by light.

Novelties²⁰²⁰

- 8 Dune^{Susp}
- 12 Estela^{Susp}
- 16 Eris^{Susp & Table}
- 22 Tomo^{Susp & Table}
- 26 Oh!Line^{Susp}
- 30 I-Line^{Susp}
- 34 Lens^{Wall}
- 38 Lola^{Table & Wall}
- 42 Maruja^{Susp}
- 46 Suns^{Susp}
- 50 Big Bird^{Susp}
- 55 Tech Info

L'Zf Wood touched by Light

Dune by Mayice Studio



Dune is a sculptural light whose shape is intriguingly amorphous. Designed by Madrid-based Mayice Studio, Dune is a single piece of hand-blown borosilicate glass, enveloping a wood veneer diffuser with a seedpod-like opening on one side. The glass is hand-blown by Eduard Garuti, an accomplished artisan. With mastery and great dexterity, the work of Mayice and Garuti is able to reveal the natural beauty found in glass and combine this to perfection with the wood.

Dune's distinctive shape is made up of two symmetrical ends, and an irregular, bulb-shaped centre. The wood veneer diffuser houses the lamp's dimmable LED light source, and downward light from the seedpod-like opening is softened by the glass. Each numbered Dune lamp is unique: the beauty found in the imperfection of hand-blown glass, with its almost wabi-sabi quality, ensures Dune is like a piece of art.

Suspension

o DUNE — SUSPENSION
33 Pale Rose Wood Veneer & Glass.



o DUNE - SUSPENSION
21 Natural Cherry Wood Veneer & Glass.



○ DUNE — SUSPENSION

30 Turquoise Wood Veneer & Glass.

"Refugio en la Viña". Valencia, Spain. Architect: Ramón Esteve Estudio.



○ DUNE - SUSPENSION

30 Turquoise Wood Veneer & Glass.

"Refugio en la Viña". Valencia, Spain. Architect: Ramón Esteve Estudio.

Estela^{by} Mayice

Suspension

Estela is a captivating capsule of light. In Estela, Mayice Studio designed a clean, clear, single piece of borosilicate glass. Hand-blown by the accomplished artisan Eduard Garuti, the glass envelopes a cylinder-like wood veneer diffuser. The wood veneer houses a dimmable LED light source, and a straight opening on one side emits downward light that is softened by the glass.

Offering a seamless connection between both glass and wood, Estela is a radiant lamp with a celestial-like quality. It can also be used together with Dune to create alternating design solutions for board rooms, offices, and hospitality settings. Estela's natural imperfections, a characteristic of hand-blown glass, add to its warmth and elegance.



○ ESTELA — SUSPENSION
20 Ivory White Wood Veneer & Glass.



○ ESTELA — SUSPENSION
33 Pale Rose Wood Veneer & Glass.

Eris by Mayice Studio

Eris has an abstract and ethereal beauty, similar to the planet of the same name. Designed by Mayice Studio, Eris is made up of several components: an original borosilicate glass orb, hand-blown by Master Artisan glass-blower Eduardo Garuti, a wood veneer tube (that contains the LED light source), and a metallic base.

Available as both a table lamp and a suspension lamp, Eris is sublime. Radiant when the light is on and ornamental when off, Eris has an ethereality that captures the perfect symbiosis of Glass and wood.

Suspension Table



○ ERIS — SUSPENSION

20 Ivory White Wood Veneer, Glass & Metal Structure.

"Refugio en la Viña". Valencia, Spain. Architect: Ramón Esteve Estudio.



○ ERIS — SUSPENSION

21 Natural Cherry Wood Veneer, Glass & Metal Structure.
"Refugio en la Viña". Valencia, Spain. Architect: Ramón Esteve Estudio.



○ ERIS — TABLE

20 Ivory White Wood Veneer, Glass & Metal Structure.
"Refugio en la Viña". Valencia, Spain. Architect: Ramón Esteve Estudio.



○ ERIIS — TABLE

20 Ivory White Wood Veneer, Glass & Metal Structure
"Refugio en la Viña". Valencia, Spain. Architect: Ramón Esteve Estudio.

Tomo by Mut Design



Suspension
Table

Tomo is a lamp whose design is reminiscent of books placed side by side. This thoughtful and earnest lamp was designed by Valencia-based Mut Design Studio.

Tomo is presented as a chain of wood veneer oblongs, with varying heights and widths. The resulting shapes are both graphic and geometric in form. Tomo is designed as a table lamp and a suspension lamp, with dimmable LED, and a light-filtering diffuser. As a table lamp, Tomo's arrangement is evocative of book spines; as a pendant, Tomo appears like an illuminated row of hanging volumes.

○ TOMO — TABLE
24 Yellow & 20 Ivory White Wood Veneer



○ TOMO — TABLE
20 Ivory White Wood Veneer



○ TOMO — SUSPENSION

22 Natural Beech, 34 Sea Blue & 20 Ivory White Wood Veneer

Oh!Line by B. Dämmer & M. Calvo



Imagine sitting beneath a halo of light. This is the effect created by Oh!Line, a svelte circle of light. Designed by Mariví Calvo & Burkhard Dämmer, Oh!Line is available in two sizes: medium and large suspension.

With its slim form, wood veneer, dimmable LED, and light-filtering diffuser, Oh!Line radiates warmth and elegance. Light from the ring-shaped Oh!Line provides a relaxed ambience and a focused glow.

Suspension

○ OH!LINE — SUSPENSION
20 Ivory White Wood Veneer



○ OH!LINE — SUSPENSION
21 Natural Cherry Wood Veneer



OHILINE — SUSPENSION

20 Ivory White Wood Veneer

"Refugio en la Viña", Valencia, Spain. Architect: Ramón Esteve Estudio.

I-Line by Burkhard Dämmer



I-Line is a smooth and sleek lamp, with a clean, architectural line. Designed by long-time LZF collaborator Burkhard Dämmer, I-Line is available in two sizes: medium and large suspension.

I-Line's unfussy design is perfect in places and spaces that call for a practical, yet elegant, luminaire: above a countertop or a work table, for example. I-Line's wood veneer, dimmable LED, and light-filtering diffuser, provide both direct and ambient light. In I-Line, Burkhard Dämmer has created a lamp that is simple, symmetrical and serene.

Suspension

○ I-LINE — SUSPENSION

20 Ivory White Wood Veneer

"Refugio en la Viña". Valencia, Spain. Architect: Ramón Esteve Estudio.



○ I-LINE — SUSPENSION

20 Ivory White Wood Veneer

"Refugio en la Viña". Valencia, Spain. Architect: Ramón Esteve Estudio.



○ I-LINE — SUSPENSION
26 Red Wood Veneer

Lens^{by} Mut Design



The new wall version of LZF's Lens lamp incorporates an eye-catching central mirror. Designed by Mut Design Studio, Lens is a lamp created with flowing lines and no hard edges. The Lens wall lamp is available in three shapes: circle, oval, and super oval.

Made up of wood veneer, a metal ring and back plate, the new mirror fitting is an alluring addition to the Lens wall lamp. The lamp's dimmable LED provides a soft, halo-like warmth. A light that works as a single fixture or in a group, the Lens wall lamp adds a reflective depth to any space.

○ LENS CIRCULAR— WALL

33 Pale Rose Wood Veneer, Copper Metal Structure & Mirror.

Wall Table Floor



○ LENS OVAL — WALL

20 Ivory White Wood Veneer, Gold Metal Structure & Mirror.
"Refugio en la Viña". Valencia, Spain. Architect: Ramón Esteve Estudio.



○ LENS — FLOOR & WALL

20 Ivory White Wood Veneer & Matt Ivory Metal (OVAL & SUPEROVAL FLOOR), Gold Metal (CIRCULAR, OVAL & SUPEROVAL WALL) & Mirror.
"Refugio en la Viña". Valencia, Spain. Architect: Ramón Esteve Estudio.

Lola by Ray Power



Table
Wall

LZF has added a small deluxe version of the Lola table lamp to the collection, and a new Lola wall lamp. Lola was designed by long-time LZF collaborator Ray Power, and highlights his ability to create imaginative three-dimensional forms. In Lola, Power has designed a conical lamp with an intricate geometric pattern.

The small deluxe Lola table lamp is made up of a wood veneer shade and a striking black Spanish Marquina marble base. The base was designed by LZF co-founder Mariví Calvo, and imbues Lola with a luxurious, timeless quality. The Lola wall lamp is a deceptively simple wood veneer shade, that in fact accentuates Lola's innovative design. Lola is a piquant Spanish name, and an especially piquant lamp.

○ LOLA — WALL
20 Ivory White Wood Veneer
"Caro Hotel". Valencia, Spain.



○ LOLA — WALL
22 Natural Beech Wood Veneer
"Caro Hotel". Valencia, Spain.



○ LOLA LUX — TABLE

20 Ivory White Wood Veneer & Marble
"Caro Hotel". Valencia, Spain.

Maruja by Gazpacho

Suspension



An original self-assembly pendant, Maruja was designed by the fresh-faced Gazpacho Studio—it is LZP's first flat-pack fixture. A contemporary lamp, Maruja's design is simultaneously unfussy and decorative. Maruja is a name whose origins lie in Galicia, and signifies both femininity and strength.

The do-it-yourself Maruja is packaged with all the components needed to assemble the lamp: wood

vener strips (in several sizes), a circular frame, and pins. Maruja is easily constructed, without the need for any tools or adhesives. Using a pin, each wooden strip is clipped onto the circular frame—insert a light bulb, and you will have created an elegant, handmade lamp. The wood veneer strips hang and move freely, and when illuminated, Maruja sparkles with life.

○ MARUJA — SUSPENSION
33 Pale Rose Wood Veneer





○ MARUJA — SUSPENSION
22 Natural Beech Wood Veneer

Suns by Mikiya Kobayashi

Suspension



Suns is a celestial-like decorative panel that acts to diffuse light and break sound. Designed by Tokyo & Valencia-based Mikiya Kobayashi, Suns is available in three sizes: small, medium, and large.

Japan is affectionately known as the 'land of the rising sun', and in Suns we find a handmade,

circular wood panel that is characterised by a quiet and respectful beauty—an inherent Japanese quality. Without light or electrification, the Suns panel is made up of wood veneer and a metal canopy. Designed to hang at an angle, Suns is striking and stellar when placed in a cluster formation.

○ SUNS — SUSPENSION

20 Ivory White Wood Veneer


"Refugio en la Viña". Valencia, Spain. Architect: Ramón Esteve Estudio.





○ SUNS — SUSPENSION
20 Ivory White Wood Veneer
Kaido Japanese Restaurant, Valencia, Spain

Big Bird^{by} Isidro Ferrer



LZF's vertical Big Bird has now been joined by a horizontal sibling. Big Bird was created by the artist Isidro Ferrer and is made in collaboration with master artisan Manolo Martín.

The life-size Big Bird is built with a traditional craft technique used by Fallas artisans, known as vareta. Hovering hummingbird-like, with its fine wooden plumage and hanging globe, Big Bird is an accomplished feat of wood craftsmanship, and a remarkable contemporary sculpture. Big-Bird encapsulates LZF's penchant for dreaming big and re-engineering the concept of what a lamp can be.

Suspension


○ BIG BIRD — SUSPENSION

Crafted Elm and Birchwood exterior, Interior Tulip Wood diffuser in 20 Ivory White.
Top View



○ BIG BIRD — SUSPENSION

Crafted Elm and Birchwood exterior, Interior Tulip Wood diffuser in 20 Ivory White.



○ **BIG BIRD — SUSPENSION**

Crafted Elm and Birchwood exterior, Interior Tulip Wood diffuser in 20 Ivory White.

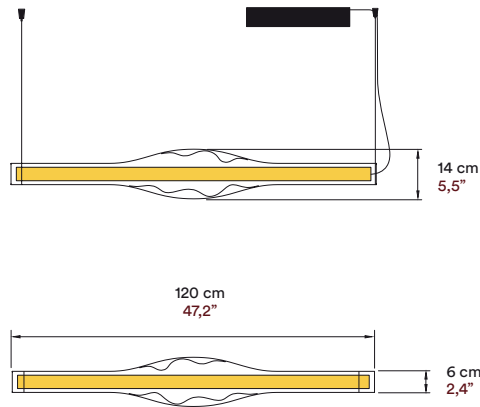
Tech info²⁰²⁰

- 56 Dune^{Mayice}
- 56 Estela^{Mayice}
- 58 Eris^{Mayice}
- 60 Tomo^{Mut}
- 62 Oh!Line^{Dämmer & Calvo}
- 64 I-Line^{B. Dämmer}
- 66 Lens^{Mut}
- 68 Lola^{Ray Power}
- 70 Maruja^{Gazpacho}
- 71 Suns^{Mikiya Kobayashi}
- 72 Big Bird^{Isidro Ferrer}
- 74 Wood^{Shade Finishes}

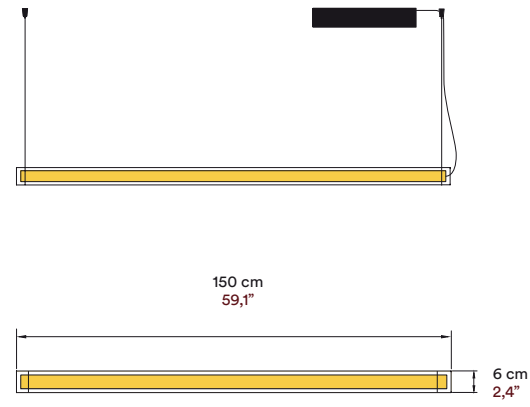
L'Zf Wood touched by Light

1. REF.

DUNE S 120 LED DIM



ESTE S 150 LED DIM



2. STANDARD COMPONENTS:

WOOD VENEER SHADE

HAND BLOWN GLASS: Borosilicate*

*Borosilicate glass is highly resistant to thermal shock

METAL CANOPY in Matt Black

ELECTRICAL CABLE. Black Coaxial Cable
2 m drop / 8 ft drop

2 STEEL CABLES in Black
2 m drop / 8 ft drop

INTEGRATED LED Dimmable 120 - 277V
DUNE: 32W, CRI90, 50-60Hz, 1823 lm*
ESTELA: 40W, CRI90, 50-60Hz, 2400 lm*

*Measurements obtained by theoretical calculations at LZP (2700 °K - 3000 °K)

3. INTERACTIVE PDF CUT SHEET:

DUNE

120-277V CE



120-277V cULus



ESTELA

120-277V CE



120-277V cULus



4. SELECT FROM FOLLOWING:

4.1 DIMMING SYSTEM


120-277V Class I CE

0-10V
DALI
Bluetooth

120-277V cULus

0-10V
TRIAC


4.2 DUNE SHADE COLOURS. Wood Veneer



20 Ivory White

21 Natural Cherry

22 Natural Beech



30 Turquoise

33 Pale Rose

4.3 ESTELA SHADE COLOURS. Wood Veneer



20 Ivory White

21 Natural Cherry

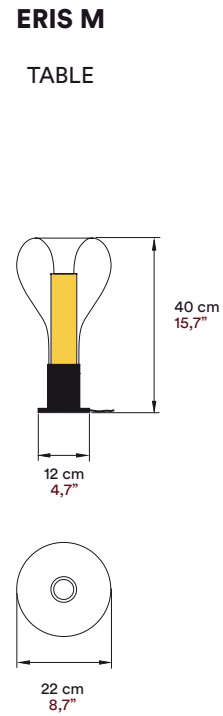
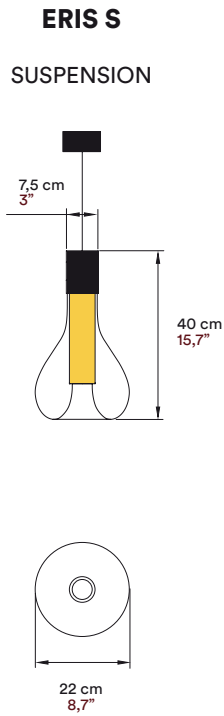
22 Natural Beech



30 Turquoise

33 Pale Rose

1. REF.



2. STANDARD COMPONENTS:

WOOD VENEER SHADE

HAND BLOWN GLASS: Borosilicate*

*Borosilicate glass is highly resistant to thermal shock

ELECTRICAL CABLE Black

SUSPENSION: 2 m drop / 8 ft drop

TABLE: Dimming Switch 145 cm / 57"

LIGHT SOURCE

SUSPENSION

220-250V Class I CE

Bulb GU10

120V cULus

Bulb GU10

TABLE

220-250V Class II CE

Bulb GU10

120V cULus

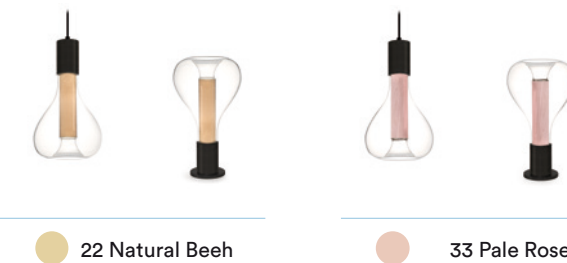

Bulb GU10

3. SELECT FROM FOLLOWING:

3.1. METAL CANOPY & BASE



3.2. SHADE COLOURS. Wood Veneer



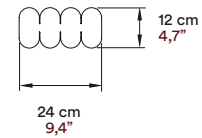
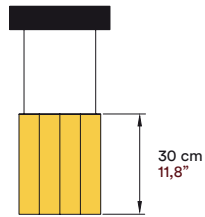
4. INTERACTIVE PDF CUT SHEET:



1. REF.

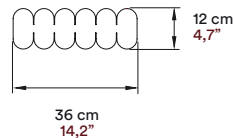
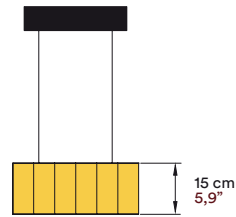
TOMO 24 LED DIM

TALL
SUSPENSION



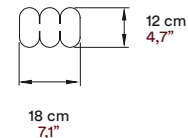
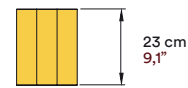
TOMO 36 LED DIM

LONG
SUSPENSION



TOMO 18 LED DIM

TABLE



2. STANDARD COMPONENTS:

WOOD VENEER SHADE

ACRYLIC DIFFUSER

SUSPENSION: Bottom Acrylic Diffuser
TABLE: Upper Acrylic Diffuser

METAL PLATE & CANOPY in Matt Black

ELECTRICAL CABLE

SUSPENSION:
2 ELECTRIFIED STEEL CABLES in Black
2 m drop / 8 ft drop

TABLE:
With Dimming Switch in Black
145 cm / 57"

INTEGRATED LED Dimmable 120 - 277V

TALL: 14W, CRI90, 50-60Hz, 272 lm*
LONG: 20W, CRI90, 50-60Hz, 408 lm*
TABLE: 12W, CRI90, 50-60Hz, 204 lm*

*Measurements obtained by theoretical calculations at LZP (2700 °K - 3000 °K)

3. SELECT FROM FOLLOWING:

3.1. DIMMING SYSTEM

SUSPENSION


120-277V Class I CE

0-10V
Bluetooth

120-277V cULus

0-10V
TRIAC


3.2. SHADE COLOURS. Wood Veneer



20 Ivory White

21 Natural Cherry

22 Natural Beech



24 Yellow

33 Pale Rose

34 Sea Blue

4. INTERACTIVE PDF CUT SHEET:

SUSPENSION

120-277V CE



120-277V cULus



TABLE

230V CE

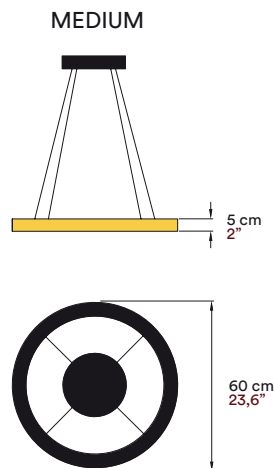


120V cULus

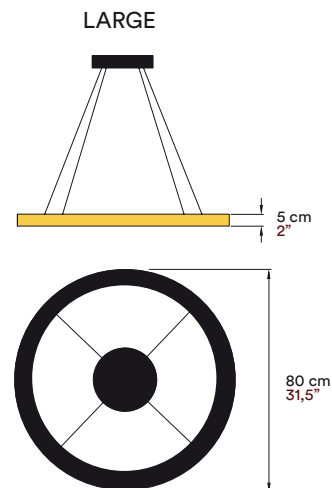


1. REF.

O-LN S 60 LED DIM



O-LN S 80 LED DIM



2. STANDARD COMPONENTS:

WOOD VENEER SHADE

BOTTOM ACRYLIC DIFFUSER

METAL TOP PLATE & CANOPY in Matt Black

2 ELECTRIFIED CABLES in Black
2 m drop / 8 ft drop

2 STEEL CABLES in Black
2 m drop / 8 ft drop

INTEGRATED LED Dimmable 120 - 277V

MEDIUM: 42 W, CRI90, 50-60Hz, 2057 lm*

LARGE: 55W, CRI90, 50-60Hz, 2743 lm*

*Measurements obtained by theoretical calculations at LZP (2700 °K - 3000 °K)

3. INTERACTIVE PDF CUT SHEET:

120-277V CE



120-277V cULus



4. SELECT FROM FOLLOWING:

4.1. DIMMING SYSTEM


120-277V Class I CE

0-10V
DALI
Bluetooth

120-277V cULus

0-10V
TRIAC

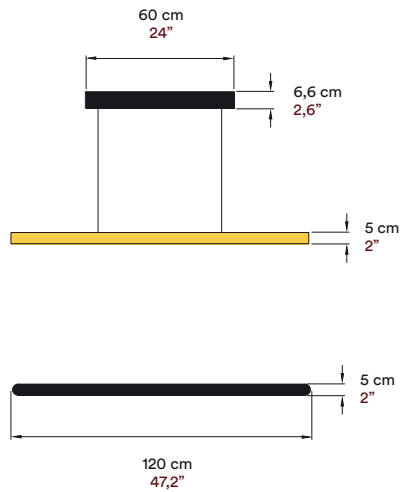
4.2. SHADE COLOURS. Wood Veneer



1. REF.

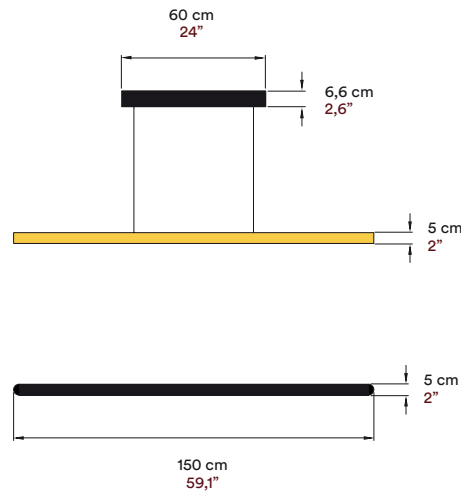
I-LN S 120 LED DIM

SHORT



I-LN S 150 LED DIM

LONG



2. STANDARD COMPONENTS:

WOOD VENEER SHADE

BOTTOM ACRYLIC DIFFUSER

METAL TOP PLATE & CANOPY in Matt Black

2 ELECTRIFIED SUSPENSION CABLES in Black
2 m drop / 8 ft drop

INTEGRATED LED Dimmable 120 - 277V
MEDIUM: 30W, CRI90, 50-60Hz, 1434 lm*
LARGE: 40W, CRI90, 50-60Hz, 1808 lm*

*Measurements obtained by theoretical calculations at LZf (2700 °K - 3000 °K)

3. INTERACTIVE PDF CUT SHEET:

120-277V CE



120-277V cULus



4. SELECT FROM FOLLOWING:

4.1. DIMMING SYSTEM

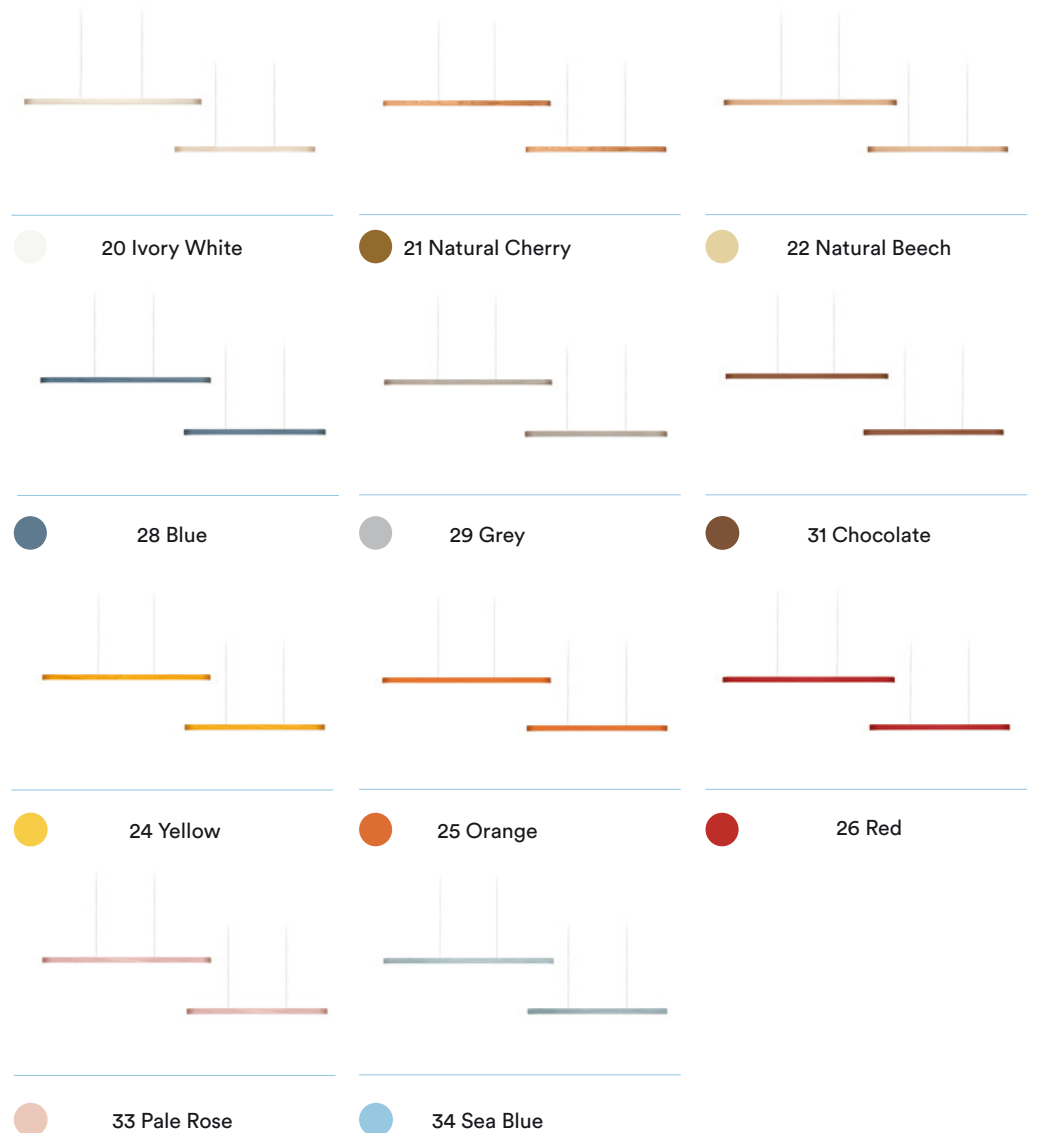
120-277V Class I CE

0-10V
DALI
Bluetooth

120-277V cULus

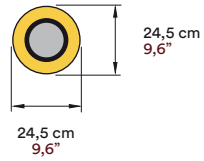
0-10V
TRIAC

4.2. SHADE COLOURS. Wood Veneer

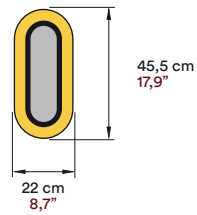


1. REF.

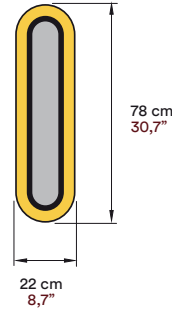
LENS CR A LED DIM CIRCULAR



LENS OV A LED DIM OVAL



LENS SOV A LED DIM SUPER OVAL



2. STANDARD COMPONENTS:

WOOD VENEER SHADE

CENTRAL MIRROR

INTEGRATED LED Dimmable 0-10V
 CIRCULAR: 9W, CRI90, 50-60Hz, 160 lm*
 OVAL: 15W, CRI90, 50-60Hz, 302 lm*
 SUPEROVAL: 24W, CRI90, 50-60Hz, 533 lm*
 *Measurements obtained by theoretical calculations at LZP (2700 °K - 3000 °K)

120-277V Class I CE

0-10V

120-277V cULus ADA Compliant

0-10V
 TRIAC

3. INTERACTIVE PDF CUT SHEET:

120-277V CE




120-277V cULus



4. SELECT FROM FOLLOWING:

4.1. SHADE COLOURS. Wood Veneer



20 Ivory White

21 Natural Cherry

22 Natural Beech

24 Yellow



29 Grey

33 Pale Rose

34 Sea Blue

4.2. STRUCTURE. Metal Ring & Back Plate

*On Request:



IV-Matt Ivory

BK-Matt Black

*GD-Gold

*CO-Copper

5. RELATED PRODUCTS

See Table & Floor versions in our 2019 Catalogue: Pages: 46 - 51 or on our web page.



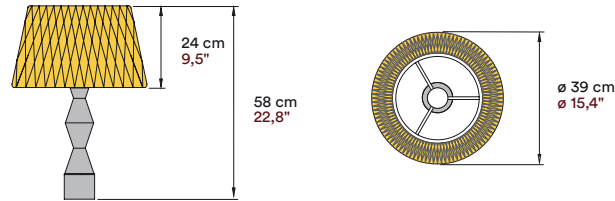
TABLE

FLOOR

1. REF.

LOLA LX MM

MEDIUM LUX



2. STANDARD COMPONENTS:

WOVEN WOOD VENEER SHADE

BASE Black Marquina Marble

ELECTRICAL CABLE with Dimming Switch in Black
145 cm 57"

LIGHT SOURCE

220-250V Class II

Bulb E27

120V

Bulb E26

3. SELECT FROM FOLLOWING:

3.1. SHADE COLOURS. Wood Veneer



20 Ivory White

22 Natural Beech

4. INTERACTIVE PDF CUT SHEET:

TABLE

220-250V

120V



WALL

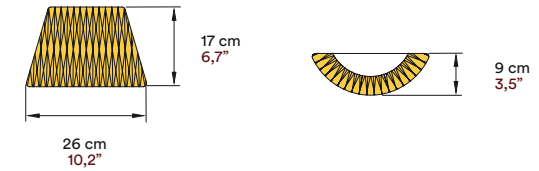
220-250V

120-277V



1. REF.

LOLA A



2. STANDARD COMPONENTS:

WOVEN WOOD VENEER SHADE

FRAME. White Acrylic

METAL BACK PLATE in Black

LIGHT SOURCE

220-250V Class I

2 Bulbs GX53

120-277V **ADA Compliant**

2 Bulbs GX53

3. SELECT FROM FOLLOWING:

3.1. SHADE COLOURS. Wood Veneer



20 Ivory White



22 Natural Beech

4. RELATED PRODUCTS

See Suspension, Table & Floor versions in our 2019 Catalogue:
Pages: 56 - 65 or on our web page.



TABLE

SUSPENSION

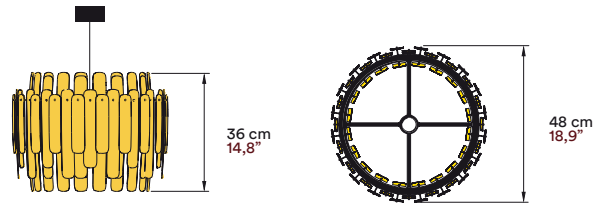
FLOOR

Maruja by Gazpacho Estudio

Suspension

1. REF.

MARU S 50



2. STANDARD COMPONENTS:

WOOD VENEER SHADE. This lamp requires self assembly

TRIPOD in Nickel

ELECTRICAL CABLE

2 m drop / 8 ft drop

LIGHT SOURCE

220-250V Class I

Bulb E27

120-277V

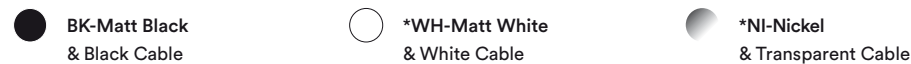
Bulb E26 or GU24

3. SELECT FROM FOLLOWING:

3.1. SHADE COLOURS. Wood Veneer



3.2. CANOPY. Metal



4. INTERACTIVE PDF CUT SHEET:

220-250V CE



120-277V UL US



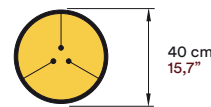
Suns by Mikiya Kobayashi

Decorative Panel

1. REF.

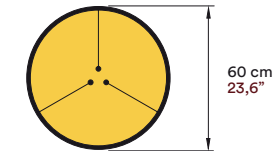
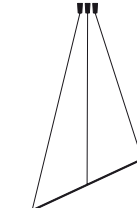
SUNS S 40

SMALL



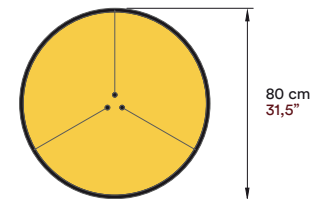
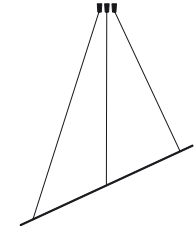
SUNS S 60

MEDIUM



SUNS S 80

LARGE



2. STANDARD COMPONENTS:

WOOD VENEER PANEL: INTERACTS WITH AMBIENT LIGHT AND BREAKS SOUND

METAL STRUCTURE in Black

NOTE: THIS FIXTURE IS NOT ELECTRIFIED AND CONTAINS NO LIGHT SOURCE

WOOD PANEL COLOUR 20 Ivory White Wood Veneer



3. INTERACTIVE PDF CUT SHEET:

cm / kg



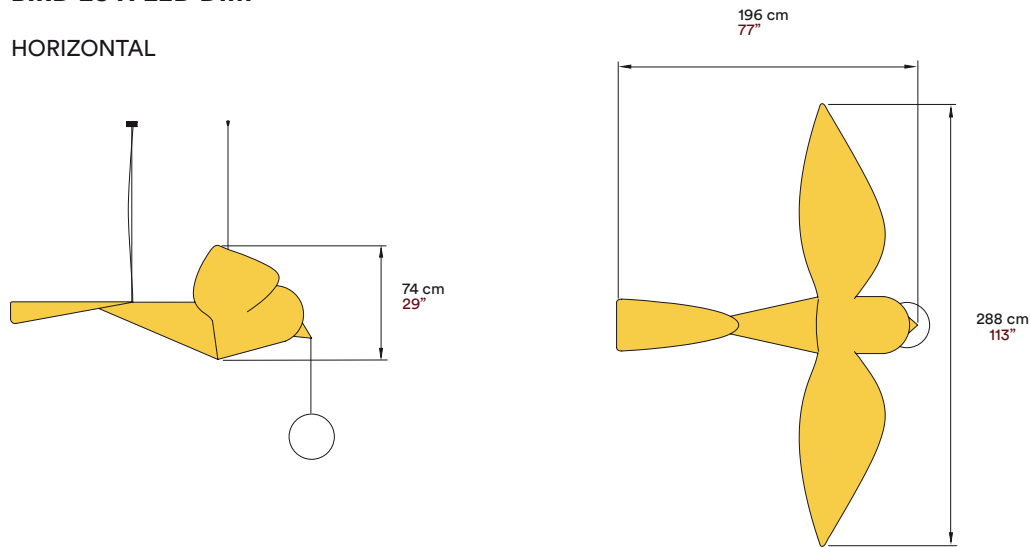
inches / lb



1. REF.

BIRD LS H LED DIM

HORIZONTAL



2. STANDARD COMPONENTS:

WOOD EXTERIOR ELM & BIRCH

DIFUSSER Tulip Wood Veneer in Ivory White

FROSTED GLASS BALL

METAL CANOPY in Brushed Nickel

ELECTRICAL CABLE Transparent
5 m drop / 16,5 ft drop

3 STEEL CABLES Black
5 m drop / 16,5 ft drop

INTEGRATED LED Dimmable 120 - 277V
CRI90, 90W, 50-60Hz.

120-277V Class I CE

Bulb E27

120-277V cULus

Bulb E26

3. SELECT FROM FOLLOWING:

3.1. DIMMING SYSTEM

120-277V Class I CE

0-10V
DALI
Bluetooth

120-277V cULus

0-10V
TRIAC

4. RELATED PRODUCTS

See the vertical Big Bird on page 228-231 of our 2019 catalogue or on our web page.



5. INTERACTIVE PDF CUT SHEET:

120-277V CE



120-277V cULus



WoodShade finishes

Please only use these reproductions as a guide.
Use LZF wood swatches to see the spectacular real effect of the illuminated veneers.

20.
Ivory White
Off




20.
Ivory White
On



21.
Natural
Cherry
Off



21.
Natural
Cherry
On



22.
Natural
Beech
Off



22.
Natural
Beech
On



24.
Yellow
Off



24.
Yellow
On



25.
Orange
Off



25.
Orange
On



26.
Red
Off



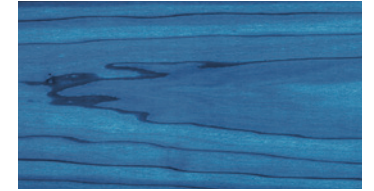
26.
Red
On



28.
Blue
Off



28.
Blue
On




29.
Grey
Off




29.
Grey
On



30.
Turquoise
Off




30.
Turquoise
On



31.
Chocolate
Off



31.
Chocolate
On



33.
Pale Rose
Off




33.
Pale Rose
On



34.
Sea Blue
Off



34.
Sea Blue
On



Credits^{by}

Project direction^{Mariví Calvo}

Graphic design^{Martínez Siesta}

Izf Graphic design<sup>Pilar Amigo
Miriam Castellano</sup>

Photo Art direction<sup>Mariví Calvo
Pablo Gironés</sup>

Photographers<sup>Santiago Relanzón
Ángel Segura</sup>

3D Artists^{Quatre Caps}

Writer^{Gerard McGuickin}

All our thanks to^{Ramón Esteve}

Printed by^{Logik Graphics}

©Luziferlamps, S.L. Valencia, Spain.

2020. All rights reserved.

Wood touched by Light

L'zf

**lzf-lamps.
com —
Wood
touched by
Light.**



lzf