


Collection

Home
Architectural
Led strips
Outdoor

2022
2023



Nexia

The first part of the document discusses the importance of maintaining accurate records of all transactions. It emphasizes that every entry, no matter how small, should be recorded to ensure the integrity of the financial statements. This includes not only sales and purchases but also expenses, income, and transfers between accounts.

The second part of the document provides a detailed breakdown of the accounting cycle. It outlines the ten steps involved in the process, from identifying the accounting entity to preparing financial statements. Each step is explained in detail, with examples provided to illustrate the concepts.

The third part of the document discusses the various types of accounts used in accounting. It distinguishes between assets, liabilities, equity, revenue, and expense accounts, and explains how they are classified and balanced. It also covers the concept of debits and credits, and how they are used to record transactions.

The fourth part of the document discusses the importance of adjusting entries. It explains how these entries are used to ensure that the financial statements reflect the true financial position of the company at the end of the accounting period. Examples are provided to show how adjusting entries are prepared and recorded.

The fifth part of the document discusses the preparation of financial statements. It outlines the steps involved in preparing the balance sheet, income statement, and statement of owner's equity. It also discusses the importance of comparing the financial statements to the company's budget and to industry trends.

The sixth part of the document discusses the importance of internal controls. It explains how these controls are used to prevent and detect errors and fraud, and to ensure the accuracy and reliability of the financial information. Examples are provided to show how internal controls are implemented in a business.

The seventh part of the document discusses the importance of ethics in accounting. It explains how accountants are expected to adhere to a code of ethics, and how this code guides their professional conduct. Examples are provided to show how ethical decisions are made in the accounting profession.

The eighth part of the document discusses the importance of communication in accounting. It explains how accountants must be able to communicate effectively with their clients, colleagues, and the public. Examples are provided to show how communication is used in the accounting profession.

The ninth part of the document discusses the importance of technology in accounting. It explains how the use of computers and software has revolutionized the accounting profession, and how accountants must stay up-to-date on the latest technological advances. Examples are provided to show how technology is used in accounting.

The tenth part of the document discusses the importance of continuous learning in accounting. It explains how accountants must continually update their skills and knowledge to stay relevant in a rapidly changing profession. Examples are provided to show how continuous learning is achieved in the accounting profession.

Collection

Home

Architectural

Led strips

Outdoor

2022

2023

Nexia

Contents

Culture x light		4
Services		10
Collections	Home	21
	Architectural	88
	48 Track	96
	Spotlights	108
	Downlights	146
	Suspension	198
	Surface	212
	Wall	236
	Systems	242
	Micro spotlights	276
	Panels	280
	Led modules and GU10	296
	Regulation systems	292
	Led strips	297
	Profiles	307
	Led strips	322
	Drivers and controllers	346
	Outdoor	353
	Spotlights	361
	Ceiling surface	366
	Wall surface	370
	Uplights	384
	Wall recessed	392
	Ceiling recessed	398
	Bollard	400
Led Comfort		406
Basic concepts of Lighting		408

At Nexia we provide modernity, design and well-being through technologically progressive light. We understand light as culture: its role in the creation of experiences creates a nexus between space and people. We adhere to a set of goals: products and projects that seek rigour in light, visual comfort, efficiency and innovation.

Our mission is to simplify the creation of friendly environments that connect people with technology, in order to provide unique and ultimately better experiences.

Culture x light



ES

En Nexia aportamos modernidad, diseño y confort mediante la tecnología aplicada a la luz. Entendemos la luz como cultura: su papel en la creación de experiencias crea un nexo entre el espacio y las personas. Nos adherimos a un conjunto de objetivos: productos y proyectos que buscan el rigor lumínico, el confort visual, la eficiencia y la innovación. Nuestra misión es hacer posible la creación de entornos amables, que unan las personas y la tecnología para proporcionar experiencias únicas y memorables.

FR

Chez Nexia, nous apportons de la modernité, du design et du confort grâce à une technologie appliquée à la lumière. Nous comprenons la lumière comme une culture : son rôle dans la création d'expériences crée un lien entre l'espace et les personnes. Nous nous adhérons à un ensemble d'objectifs : des produits et des projets qui recherchent la rigueur lumineuse, le confort visuel, l'efficacité et l'innovation. Notre mission est de permettre la création d'un environnement convivial qui réunit les personnes et la technologie pour offrir des expériences uniques et mémorables.

IT

Nexia offre soluzioni moderne, di design e confortevoli grazie alla tecnologia applicabile all'illuminazione. Consideriamo la luce come Cultura: il suo ruolo nel creare esperienze contribuisce a generare un vincolo tra lo spazio e le persone che cercano efficacia, confort visivo, efficienza ed innovazione. La nostra missione è rendere possibile la realizzazione di ambienti piacevoli che uniscano le persone e la tecnologia per realizzare esperienze uniche e memorabili.



EN

We are at a unique moment in the industry of light. Technological evolution offers opportunities in the creation of products that are more sustainable and efficient than ever before. In spite of this progress, knowledge in the use of light as a means to make our surroundings more comfortable is still lacking. It is necessary to imbue coherence, richness and new languages into everyday products. Technology can easily seem cold, distant and alien to our perception and emotion, when in fact, the lighting industry offers light solutions increasingly adapted to our human condition.

At Nexia we want to make light more accessible for people, through the study of interaction and product design, providing comfort and well-being while creating solutions that are capable of generating emotion in the everyday life. Our mission is to bring technology closer to people, and to foster the creation of comfortable environments that lead to unique moments and experiences.

FR

Nous sommes dans un moment unique dans l'industrie de la lumière. L'évolution technologique nous offre des opportunités dans la création des produits plus durables et efficaces. Malgré ces progressions, il existe des manques dans l'usage de la lumière pour rendre les espaces plus confortables. Il est nécessaire d'assurer la cohérence, la richesse et de nouvelles langues aux produits de tous les jours. La technologie peut facilement sembler froide, distante et étrangère à notre perception, alors qu'en réalité, le secteur de l'éclairage offre des propositions de plus en plus adaptées à notre condition.

Depuis Nexia, nous voulons rapprocher la lumière aux personnes, à travers l'étude de l'interaction et de la conception des produits, en apportant du confort et du bien-être, et en créant des solutions capables de transmettre l'émotion au quotidien. Notre mission est de rapprocher la technologie aux personnes et de favoriser la création d'espaces confortables qui produisent des expériences uniques.

ES

Nos encontramos en un momento único en la industria de la luz. La evolución tecnológica nos ofrece oportunidades en la creación de productos más sostenibles y eficientes. A pesar de estos avances, existen carencias de conocimiento en el uso de la luz para hacer los espacios más confortables. Es necesario aportar coherencia, riqueza y lenguajes nuevos a los productos cotidianos. La tecnología puede fácilmente parecer fría, lejana y ajena a nuestra percepción, cuando en realidad, el sector de la iluminación ofrece propuestas cada vez más adaptadas a nuestra condición.

Desde Nexia queremos acercar la luz a las personas, a través del estudio de la interacción y del diseño de producto, aportando confort y bienestar, y generando soluciones que sean capaces de transmitir la emoción en nuestro día a día. Nuestra misión es acercar la tecnología a las personas, y fomentar la creación de espacios confortables que produzcan experiencias únicas.

IT

Ci troviamo in un momento unico nel settore dell'illuminazione. L'evoluzione tecnologica ci offre l'opportunità di realizzare prodotti più sostenibili ed efficienti. Nonostante questi sviluppi esiste ancora una mancanza di conoscenze nell'utilizzo della luce con lo scopo di creare spazi confortevoli. È necessario fornire ai prodotti di uso quotidiano una nuova ricchezza e un nuovo linguaggio. La tecnologia può sembrare qualcosa di lontano e freddo, ma in realtà nell'illuminazione offre delle possibilità sempre più adatte alle nostre esigenze.

In Nexia vogliamo avvicinare la luce alle persone, attraverso lo studio dell'interazione e del disegno, dando benessere e confort oltre a soluzioni capaci di trasmettere emozioni ogni giorno. La nostra missione è avvicinare la tecnologia alle persone promuovendo la creazione di spazi capaci di generare esperienze uniche.





Services



ES

Desde Nexia, trabajamos como guía y asesoramiento de nuestros clientes, adaptándonos a las necesidades de cualquier tipología de proyecto siguiendo todas sus las fases. Nuestro equipo de Lighting Designers, comercial y oficina técnica, aportan su conocimiento y visión para ofrecer, en cada proyecto, los tres pilares fundamentales: calidad, la última tecnología y las novedades y tendencias del mercado.

La digitalización que estamos viviendo actualmente, dota al proyecto lumínico de un carácter global que va más allá del producto y su funcionalidad base: el aporte de luz, sino que también entiende de la manera en como este interacciona con el usuario y el espacio, sus funcionalidades y su capacidad para ofrecer: información (IoT), sensaciones y facilidades.

FR

Chez Nexia, nous travaillons comme guide et conseiller de nos clients, en nous adaptant aux besoins de tout type de projet, en suivant toutes ses phases. Notre équipe de concepteurs d'éclairage, le bureau commercial et technique, apportent leurs connaissances et leur vision pour offrir, dans chaque projet, les trois piliers fondamentaux : la qualité, la dernière technologie et les dernières tendances et évolutions du marché.

La numérisation que nous vivons actuellement confère au projet d'éclairage un caractère global qui va au-delà du produit et de sa fonctionnalité de base : la fourniture de lumière, mais comprend également la manière dont il interagit avec l'utilisateur et l'espace, ses fonctionnalités et sa capacité à offrir : des informations (IoT), des sensations et des facilités.

IT

In Nexia lavoriamo come guida e consulente per i nostri clienti, adattandoci alle necessità di qualsiasi Progetto e seguendo tutte le sue fasi. Il nostro team di Lighting Designers, l'ufficio vendite e l'ufficio tecnico, contribuiscono con la loro conoscenza e visione per offrire, in ogni progetto, i tre pilastri fondamentali: qualità, la tecnologia più recente e le ultime tendenze e sviluppi del mercato.

La digitalizzazione che stiamo vivendo dà al progetto di illuminazione un carattere globale che va oltre il prodotto e la sua funzionalità di base, come la fornitura di luce, ma comprende anche il modo in cui interagisce con l'utente e lo spazio, le sue funzionalità e la sua capacità di offrire informazioni (IoT), sensazioni e strutture.

At Nexia, we work as a guide and advisor to our clients, adapting to the needs of any type of project, following all its phases. Our team of Lighting Designers, sales and technical office, contribute their knowledge and vision to offer, in each project, the three fundamental pillars: quality, the latest technology and the latest market trends and developments.

The digitalization that we are currently experiencing gives the lighting project a global character that goes beyond the product and its basic functionality: the provision of light, but also understands the way in which it interacts with the user and the space, its functionalities and its capacity to offer: information (IoT), sensations and facilities.

Lighting study

We accompany our clients throughout the entire process of the lighting project. We believe in the importance of a good initial design concept from which to start in order to enhance architecture and interiors through the customization, choice and distribution of lighting fixtures.

We provide, in all types of projects: The lighting calculation, to verify levels and luminance according to current regulations, the distribution in plan to be able to locate references and facilitate the installation as it has been designed and, finally, the list of luminaires and technical data.

Development of custom-made products

Nexia has an engineering and industrial design department in charge of developing custom-made products so that the lighting fits in perfectly with the project.

Connectivity and control

Adaptation and assessment of the latest technologies available on the market to control the lighting project and adapt it to the situation, sensation, need or functionality of the exact moment in which we are using the space. From the configuration of luminaires online at user level through a practical configurator, to the control of energy efficiency and control systems, either at domestic level, for example, with voice assistant systems or with programmable systems that provide us with specific information on the points of light distributed in the project.

System programming

At Nexia, we believe in the potential of lighting regulation and control systems to help us work on the project in terms of: energy saving, comfort and constant adaptability to the space and the activities carried out in it. The Scene system, which we are launching in this catalogue, is the new bet that brings these systems closer to the user through a simple and easy installation from your own mobile device and connection via Bluetooth.

Technical service

Customer service (Back-office) and technical support for queries or requests for information on products and services available. All information and product files are available on our website: www.nexia.es

Training

We organize training events for customers and those interested in learning more about the world of lighting. Masterclasses on basic concepts and working procedures, presentation of new products and product samples together with specialized visits.



ES

Estudio lumínico

Acompañamos a nuestros clientes en todo el proceso de realización del proyecto lumínico. Creemos en la importancia de un buen concepto de diseño inicial de donde partir para, a través de la personalización, elección y distribución de las luminarias, potenciar arquitecturas e interiorismos.

Facilitamos, en todo tipo de proyecto: El cálculo lumínico, para verificar niveles y luminancias en función de la normativa vigente, la distribución en planta para poder ubicar referencias y facilitar la instalación como ha sido pensada y, finalmente, la relación de luminarias y datos técnicos.

Desarrollo de productos a medida

Nexia cuenta con un departamento de ingeniería y diseño industrial encargado de desarrollar productos a medida para que la iluminación encaje a la perfección con el proyecto.

Conectividad y control

Adecuación y valoración de las últimas tecnologías disponibles en el mercado para controlar el proyecto lumínico y adaptarlo a la situación, sensación, necesidad o funcionalidad del momento exacto en el que estamos utilizando el espacio. Desde la configuración de luminarias online a nivel usuario a través de un práctico configurador, al control de eficiencias energéticas y sistemas de control, ya sea a nivel doméstico, por ejemplo, con sistemas de asistentes de voz o bien con sistemas programables que nos faciliten información concreta de los puntos de luz distribuidos en el proyecto.

Programación de sistemas

Desde Nexia creemos en el potencial de los sistemas de regulación y control de luminarias para que nos ayuden a trabajar el proyecto en temas de: ahorro energético, confort y adaptabilidad constante al espacio y actividades que se realicen en él. El sistema Scene, que lanzamos en este catálogo, es la nueva apuesta que acerca estos sistemas al usuario a través de una sencilla y fácil instalación desde su propio dispositivo móvil y conexión vía Bluetooth.

Servicio técnico

Servicio de atención al cliente (Backoffice) y soporte técnico para consultas o solicitud de información sobre productos y servicios disponibles. Toda la información y archivos de producto está disponible en nuestra web: www.nexia.es

Formación

Realización de eventos formativos para clientes e interesados en acercarse y conocer un poco más el mundo de la iluminación. Masterclass de conceptos básicos y procedimientos de trabajo, presentación de novedades y muestras de producto junto a visitas especializadas.

FR

Étude d'éclairage

Nous accompagnons nos clients tout au long du processus du projet d'éclairage. Nous croyons en l'importance d'un bon concept initial de conception à partir duquel commencer, en passant par la personnalisation, le choix et la distribution des luminaires, à mettre en valeur les architectures et les intérieurs.

Nous fournissons, dans tous les types de projets : le calcul d'éclairage, pour vérifier les niveaux et les luminances selon la réglementation en vigueur, la distribution en plan pour pouvoir localiser les références et faciliter l'installation telle qu'elle a été conçue et, enfin, la liste des luminaires et les données techniques.

Développement de produits sur mesure

Nexia dispose d'un département d'ingénierie et de design industriel chargé de développer des produits sur mesure afin que l'éclairage s'intègre parfaitement au projet.

Connectivité et contrôle


Adaptation et évaluation des dernières technologies disponibles sur le marché pour contrôler le projet d'éclairage et l'adapter à la situation, la sensation, le besoin ou la fonctionnalité du moment précis où nous utilisons l'espace. De la configuration des luminaires en ligne au niveau de l'utilisateur grâce à un configurateur pratique, au contrôle de l'efficacité énergétique et des systèmes de contrôle, soit au niveau domestique, par exemple, avec des systèmes d'assistants vocaux, soit avec des systèmes programmables qui nous fournissent des informations spécifiques sur les points lumineux distribués dans le projet.

Programmation du système

Chez Nexia, nous croyons au potentiel des systèmes de régulation et de contrôle de l'éclairage pour nous aider à travailler sur le projet en termes : d'économie d'énergie, de confort et d'adaptabilité constante à l'espace et aux activités qui s'y déroulent. Le système Scene, que nous lançons dans ce catalogue, est le nouveau pari qui rapproche ces systèmes de l'utilisateur grâce à une installation simple et facile depuis votre propre appareil mobile et une connexion via Bluetooth.

Service technique

Service clientèle (Backoffice) et support technique pour les questions ou les demandes d'information sur les produits et services disponibles.



IT Studio illuminotecnico

Accompagniamo i nostri clienti durante tutto il processo del progetto di illuminazione. Crediamo nell'importanza di un buon concetto progettuale iniziale da cui partire per valorizzare le architetture e gli interni attraverso la personalizzazione, la scelta e la distribuzione degli apparecchi di illuminazione.

Forniamo, in tutti i tipi di progetti, il calcolo illuminotecnico per verificare i livelli e le luminanze in accordo con le normative vigenti, la distribuzione in pianta per poter individuare i riferimenti e facilitare l'installazione così come è stata progettata e, infine, la lista degli apparecchi e i dati tecnici.

Sviluppo di prodotti su misura

Nexia ha un dipartimento di ingegneria e design industriale incaricato di sviluppare prodotti personalizzati in modo che l'illuminazione si adatti perfettamente al progetto.

Connettività e controllo

Adattamento e valutazione delle ultime tecnologie disponibili sul mercato per controllare il progetto di illuminazione e adattarlo alla situazione, sensazione, necessità o funzionalità del momento esatto in cui stiamo utilizzando lo spazio. Dalla configurazione degli apparecchi online a livello dell'utente attraverso un pratico configuratore, al controllo dell'efficienza energetica e dei sistemi di controllo, sia a livello domestico, per esempio, con sistemi di assistente vocale o con sistemi programmabili che ci forniscono informazioni specifiche sui punti luce distribuiti nel progetto.

Programmazione di sistemi

In Nexia crediamo nel potenziale dei sistemi di regolazione e controllo dell'illuminazione per aiutarci a lavorare sul progetto in termini di risparmio energetico, comfort e costante adattabilità allo spazio e alle attività che vi si svolgono. Il sistema Scene, che stiamo lanciando in questo catalogo, è il nuovo approccio che avvicina questi sistemi all'utente attraverso una semplice e facile installazione dal proprio dispositivo mobile e la connessione via Bluetooth.

Servizio tecnico

Servizio clienti (Backoffice) e supporto tecnico per domande o richieste di informazioni su prodotti e servizi disponibili. Tutte le informazioni e i file dei prodotti sono disponibili sul nostro sito web: www.nexia.es

Formazione

Organizziamo eventi di formazione per i clienti e per chi è interessato a saperne di più sul mondo dell'illuminazione. Masterclass su concetti di base e procedure di lavoro, presentazione di nuovi prodotti e campioni di prodotti insieme a visite specializzate.

Numeric index

00121-	p. 288	01681-	p. 185	06507-	p. 124	06759-	p. 84
00122-	p. 288	01810-	p. 181	06512-	p. 126	06790-	p. 203, 225
00123-	p. 288	01820-	p. 181	06513-	p. 126	06797-	p. 100
00124-	p. 288	01830-	p. 181	06514-	p. 126	06798-	p. 100
00126-	p. 288	01905-	p. 217	06515-	p. 126	06811-	p. 163
00150-	p. 159	01910-	p. 233	06532-	p. 128	06891-	p. 163
00160-	p. 160	02351-	p. 290	06533-	p. 128	06901-	p. 120
00215-	p. 289	02352-	p. 290	06534-	p. 128	06902-	p. 120
00216-	p. 289	02353-	p. 290	06535-	p. 128	06903-	p. 120
00217-	p. 187	02354-	p. 290	06585-	p. 125	06911-	p. 121
00218-	p. 187	02375-	p. 178	06586-	p. 125	06912-	p. 121
00230-	p. 190	02376-	p. 178	06590-	p. 126	06991-	p. 120
00231-	p. 190	02381-	p. 178	06591-	p. 126, 205, 227	06992-	p. 120
00238-	p. 192	02382-	p. 178	06592-	p. 126	06993-	p. 120
00239-	p. 192	02383-	p. 178	06596-	p. 129, 207, 228	06995-	p. 121
00241-	p. 191	02384-	p. 178	06597-	p. 129	06996-	p. 121
00242-	p. 191	02391-	p. 178	06601-	p. 226	06997-	p. 121
00243-	p. 192	02392-	p. 178	06602-	p. 226	06998-	p. 121
00263-	p. 289	02393-	p. 178	06603-	p. 226	07101-	p. 141
00264-	p. 289	02394-	p. 178	06611-	p. 227	07102-	p. 141
00265-	p. 289	02411-	p. 179, 291	06612-	p. 227	07103-	p. 141
00266-	p. 289	02412-	p. 179, 291	06631-	p. 228	07301-	p. 141
00291-	p. 189, 290	02413-	p. 179, 291	06632-	p. 228	07302-	p. 141
00292-	p. 189, 290	02431-	p. 177, 291	06633-	p. 228	07303-	p. 141
00293-	p. 158, 291	02432-	p. 177, 291	06641-	p. 225	07304-	p. 141
00301-	p. 289	02433-	p. 177, 291	06642-	p. 225	07305-	p. 141
00305-	p. 289	03330-	p. 173	06643-	p. 225	07306-	p. 141
00310-	p. 289	03340-	p. 173	06701-	p. 204	07307-	p. 141
00361-	p. 195	03350-	p. 174	06702-	p. 204	07308-	p. 141
00362-	p. 195	03359-	p. 174	06703-	p. 204	07309-	p. 141
00363-	p. 195	03611-	p. 165	06704-	p. 84	07310-	p. 141
00365-	p. 195	03612-	p. 165	06705-	p. 84	07312-	p. 141
00391-	p. 195	03613-	p. 165	06706-	p. 84	07315-	p. 141
00392-	p. 195	03614-	p. 165	06711-	p. 205	07318-	p. 141
00393-	p. 195	06101-	p. 116	06712-	p. 205	07701-	p. 142
00395-	p. 195	06102-	p. 116	06731-	p. 207	07702-	p. 142
00401-	p. 156, 291	06103-	p. 116	06732-	p. 207	07703-	p. 142
00402-	p. 156, 291	06191-	p. 117	06733-	p. 207	07704-	p. 142
00411-	p. 157, 291	06192-	p. 117	06741-	p. 203	07705-	p. 142
00451-	p. 170	06193-	p. 117, 215	06742-	p. 203	07706-	p. 142
00452-	p. 170	06194-	p. 117	06743-	p. 203	07707-	p. 142
00461-	p. 170	06195-	p. 117	06744-	p. 84	07708-	p. 142
00462-	p. 170	06196-	p. 117, 215	06745-	p. 84	07709-	p. 142
01131-	p. 183	06197-	p. 117	06746-	p. 84	07710-	p. 142
01133-	p. 183	06198-	p. 117	06747-	p. 84	07751-	p. 143
01135-	p. 183	06199-	p. 117, 215	06748-	p. 84	07752-	p. 143
01136-	p. 183	06203-	p. 215	06749-	p. 84	07753-	p. 143
01141-	p. 183	06301-	p. 131	06751-	p. 203	07755-	p. 144
01143-	p. 183	06311-	p. 131	06752-	p. 203	07756-	p. 144
01145-	p. 183	06315-	p. 132	06753-	p. 203	07757-	p. 144
01146-	p. 183	06316-	p. 132	06754-	p. 84	07758-	p. 143
01420-	p. 169	06317-	p. 132	06755-	p. 84	07759-	p. 143
01430-	p. 169	06504-	p. 124	06756-	p. 84	07760-	p. 143
01620-	p. 167	06505-	p. 124	06757-	p. 84	07761-	p. 143
01630-	p. 167	06506-	p. 124	06758-	p. 84		

07762-	p. 143	15043-	p. 204, 226,	15546-24	p. 334	15707S-	p. 351
07763-	p. 143		235, 241	15547-24	p. 334	15708-	p. 348
07764-	p. 144	15045-	p. 156, 157, 158,	15569-24B	p. 342	15718-RGB	p. 349
07765-	p. 144		174, 192, 286	15569-24F	p. 342	15720-RGB+W	p. 349
07766-	p. 144	15060-24	p. 347	15569-24M	p. 342	15726-WIFI	p. 349
07767-	p. 144	15060-24MW	p. 347	15581-RGB	p. 323	15730-24	p. 345
07768-	p. 144	15061-12MW	p. 347	15582-RGB	p. 323	15731-24	p. 345
07770-	p. 143	15061-24	p. 347	15583-	p. 337	15732-24	p. 345
07771-	p. 143	15061-24B	p. 347	15583-RGB	p. 337	15733-24	p. 345
07772-	p. 144	15061-24D	p. 347	15584-CF	p. 323	15739-24	p. 345
07773-	p. 143	15061-24MW	p. 347	15585-CF	p. 323	15740-24	p. 345
07774-	p. 144	15062-24	p. 347	15592-	p. 348	15741-24	p. 345
07775-	p. 144	15062-24D	p. 347	15596-24	p. 335	15747-	p. 345
07776-	p. 143	15063-12MW	p. 347	15597-24	p. 341	15748-	p. 345
07777-	p. 143	15063-24	p. 347	15600-	p. 320	15752-	p. 318
07778-	p. 143	15063-24B	p. 347	15602-	p. 321	15753-	p. 318
07779-	p. 143	15063-24MW	p. 347	15603-	p. 320	15754-	p. 318
07780-	p. 143	15064-24	p. 347	15603-45	p. 320	15755-	p. 318
07781-	p. 144	15064-24B	p. 347	15605-	p. 321	15756-	p. 318
07782-	p. 144	15064-24MW	p. 347	15611-	p. 320, 321	15770-24	p. 331
07783-	p. 144	15065-24	p. 347	15612-	p. 320, 321	15771-24	p. 331
07784-	p. 144	15065-24B	p. 347	15614-	p. 320, 321	15772-24	p. 331
07785-	p. 144	15066-24	p. 347	15615-	p. 320, 321	15780-05	p. 335
07787-	p. 143	15066-24B	p. 347	15616-	p. 320	15781-05	p. 342
08351-	p. 240	15067-24	p. 347	15617-	p. 321	15782-05	p. 349
08352-	p. 240	15068-	p. 351	15618-	p. 321	15785-24	p. 334
08396-	p. 235	15068-24	p. 351	15621-	p. 318	15786-24	p. 342
08397-	p. 235	15068-4C	p. 351	15622-	p. 318	15800-	p. 390
08398-	p. 235	15068-5C	p. 351	15623-	p. 318	15801-	p. 390
09202-	p. 195	15069-05MW	p. 347	15624-	p. 318	15803-	p. 390
09204-	p. 195	15069-24	p. 347	15625-	p. 318	15810-	p. 390
09206-	p. 391	15069-24B	p. 347	15652-	p. 320	15811-	p. 390
09226-	p. 386	15069-24MW	p. 347	15653-	p. 316	15812-	p. 390
09820-	p. 185	15070-05MW	p. 347	15654-	p. 319	15813-	p. 390
111251-	p. 279	15070-24	p. 347	15664-	p. 316	15814-	p. 390
111256-	p. 279	15070-24MW	p. 347	15667-	p. 319	15816-	p. 391
111260-	p. 279	15082-	p. 349	15672-	p. 316	15817-	p. 391
111262-	p. 279	15083-4C	p. 349	15673-	p. 316	15840-	p. 317
111264-	p. 279	15084-	p. 348	15674-	p. 316	15841-	p. 317
111265-	p. 279	15085-	p. 349	15675-	p. 316	15842-	p. 317
111350-	p. 279	15086-	p. 349	15676-	p. 316	15843-	p. 317
12540-	p. 196	15087-	p. 349	15677-	p. 316	15844-	p. 317
12541-	p. 196	15400-	p. 186	15678-	p. 319	15845-	p. 316, 317
12550-	p. 196	15410-	p. 186	15679-	p. 319	15850-	p. 316
14201-	p. 284	15499-24	p. 334	15680-	p. 320	15852-	p. 316
14211-	p. 282	15504-24	p. 351	15681-	p. 320	15854-	p. 316
14212-	p. 282	15505-24	p. 351	15682-	p. 316	15860-	p. 394
14221-	p. 282	15506-24	p. 331	15683-	p. 316	15870-	p. 394
14222-	p. 282	15507-24	p. 331	15691-	p. 319	15880-	p. 394
14290-	p. 283, 285	15508-24	p. 331	15692-	p. 319	15974-	p. 315
14291-	p. 285	15530-24	p. 330	15694-	p. 319	15975-	p. 315
14292-	p. 283	15540-24	p. 340	15695-	p. 319	15976-	p. 315
14293-	p. 282, 285	15543-24	p. 341	15696-	p. 315	15979-	p. 315
15035-	p. 286	15544-24	p. 341	15697-	p. 315	15980-	p. 315
15040-	p. 286	15545-24	p. 340	15707-	p. 348	15981-	p. 315

15982-	p. 315	16205-	p. 267	17941-	p. 275, 283	21705-	p. 323
16102-	p. 262	16206-	p. 267	17942-	p. 275, 283	21706-	p. 323
16103-	p. 262	16207-	p. 267	18101-	p. 210	21707-	p. 323
16104-	p. 263	16212-	p. 267	18102-	p. 210	21708-	p. 323
16105-	p. 263	16213-	p. 267	18103-	p. 211	21901-	p. 349
16106-	p. 264	16214-	p. 267	18105-	p. 211	21902-	p. 348
16107-	p. 264	16215-	p. 267	18111-	p. 231	22001-	p. 308
16108-	p. 264	16216-	p. 267	18121-	p. 238	22002-	p. 308
16109-	p. 265	16217-	p. 267	18131-	p. 139	22003-	p. 311
16110-	p. 265	16303-	p. 258	18132-	p. 139	22004-	p. 313
16112-	p. 262	16304-	p. 258	18201-	p. 219	22005-	p. 311
16113-	p. 262	16305-	p. 259	18202-	p. 219	22006-	p. 312
16114-	p. 263	16307-	p. 259	18203-	p. 219	22007-	p. 313
16115-	p. 263	16309-	p. 260	19101-	p. 152	22008-	p. 314
16116-	p. 264	16310-	p. 260	19102-	p. 152	22009-	p. 309
16117-	p. 264	16313-	p. 258	19105-	p. 152	22010-	p. 310
16118-	p. 264	16314-	p. 258	19110-	p. 152	22011-	p. 309
16119-	p. 265	16315-	p. 259	19205-	p. 153	22012-	p. 312
16120-	p. 265	16317-	p. 259	19210-	p. 153	22013-	p. 314
16122-	p. 254	16319-	p. 260	21011-	p. 325	22014-	p. 317
16123-	p. 254	16320-	p. 260	21012-	p. 325	22301-	p. 308
16124-	p. 254	16401-	p. 269	21013-	p. 325	22302-	p. 308
16125-	p. 255	16402-	p. 269	21014-	p. 325	22303-	p. 309, 310, 311, 312, 313, 314, 319, 320
16126-	p. 255	16403-	p. 269	21021-	p. 325	22304-	p. 309, 310, 311, 312, 313, 314, 319, 320
16127-	p. 256	16404-	p. 269	21031-	p. 326	22305-	p. 313
16128-	p. 256	16412-	p. 271	21032-	p. 326	22306-	p. 313
16129-	p. 257	16413-	p. 271	21033-	p. 326	22307-	p. 311
16130-	p. 257	16414-	p. 271	21034-	p. 326	22308-	p. 311
16132-	p. 254	16602-	p. 272	21051-	p. 327	22309-	p. 312
16133-	p. 254	16603-	p. 272	21052-	p. 327	22310-	p. 312
16134-	p. 254	16604-	p. 272	21053-	p. 327	22311-	p. 317
16135-	p. 255	16605-	p. 273	21054-	p. 327	22312-	p. 311, 312, 313, 314
16136-	p. 255	16606-	p. 273	21071-	p. 330	22501-	p. 308
16137-	p. 256	16607-	p. 274	21072-	p. 330	22502-	p. 308
16138-	p. 256	16608-	p. 274	21073-	p. 330	22503-	p. 308
16139-	p. 257	16609-	p. 274	21081-	p. 324	22504-	p. 308
16140-	p. 257	16610-	p. 274	21091-	p. 324	22505-	p. 308
16142-	p. 254	16612-	p. 272	21131-	p. 338	22506-	p. 311
16143-	p. 254	16613-	p. 272	21132-	p. 338	22507-	p. 311
16144-	p. 254	16614-	p. 272	21133-	p. 338	22508-	p. 311
16145-	p. 255	16615-	p. 273	21134-	p. 338	22509-	p. 311
16146-	p. 255	16616-	p. 273	21143-	p. 106	22510-	p. 313
16147-	p. 256	16617-	p. 274	21151-	p. 339	22511-	p. 313
16148-	p. 256	16618-	p. 274	21152-	p. 339	22512-	p. 313
16149-	p. 257	16619-	p. 274	21153-	p. 339	22513-	p. 311
16150-	p. 257	16620-	p. 274	21154-	p. 339	22514-	p. 311
16152-	p. 254	16651-	p. 221	21191-	p. 337	22515-	p. 312
16153-	p. 254	16652-	p. 221	21211-	p. 336	22516-	p. 312
16154-	p. 254	16661-	p. 137	21411-	p. 332	22517-	p. 312
16155-	p. 255	16662-	p. 137	21412-	p. 332	22518-	p. 312
16156-	p. 255	16702-	p. 272	21490-	p. 332	22519-	p. 312
16157-	p. 256	16703-	p. 272	21491-	p. 332	22520-	p. 312
16158-	p. 256	16704-	p. 272	21501-	p. 73	22521-	p. 312
16159-	p. 257	16705-	p. 273	21505-	p. 73		
16160-	p. 257	16706-	p. 273	21701-	p. 323		
16202-	p. 267	16707-	p. 274	21702-	p. 323		
16203-	p. 267	16708-	p. 274	21703-	p. 323		
16204-	p. 267	16709-	p. 274	21704-	p. 323		

22522-	p. 312	24431-	p. 382, 405	25991-	p. 107	90101-TW	p. 350
22523-	p. 312	24491-	p. 405	25992-	p. 107	90102-	p. 292, 350
22524-	p. 312	24492-	p. 405	25993-	p. 107	90104-	p. 292
22525-	p. 313	24493-	p. 405	25994-	p. 107		
22526-	p. 313	24500-	p. 396	25995-	p. 107		
22527-	p. 314	24501-	p. 396	25999-	p. 107		
22528-	p. 314	24600-	p. 399	26001-	p. 113		
22529-	p. 314	24601-	p. 399	26002-	p. 113		
22530-	p. 309	24602-	p. 399	26003-	p. 113		
22531-	p. 309	24701-	p. 403	26004-	p. 113		
22532-	p. 310	24702-	p. 403	26005-	p. 113		
22533-	p. 310	24791-	p. 403	26006-	p. 113		
22534-	p. 312	24792-	p. 403	26007-	p. 113		
22535-	p. 314	24793-	p. 403	26008-	p. 113		
22536-	p. 314	24794-	p. 403	26111-	p. 111		
22537-	p. 317	24795-	p. 403	26112-	p. 111		
23101-	p. 81	25011E-	p. 102	26113-	p. 111		
23109-	p. 81	25022E-	p. 102	31105-	p. 47		
23501-	p. 135	25031E-	p. 102	31110-	p. 41		
24001-	p. 386	25112E-	p. 104	31115-	p. 41		
24002-	p. 386	25113E-	p. 104	31125-	p. 44		
24003-	p. 386	25121E-	p. 104	31130-	p. 44		
24004-	p. 386	25131E-	p. 104	31155-	p. 75		
24020-	p. 388	25135E-	p. 104	31157-	p. 75		
24021-	p. 388	25211E-	p. 100	31175-	p. 77		
24022-	p. 388	25212E-	p. 100	31177-	p. 77		
24023-	p. 388	25221E-	p. 100	31182-	p. 77		
24024-	p. 389	25222E-	p. 100	31185-	p. 77		
24025-	p. 389	25223E-	p. 100	31210-	p. 58		
24026-	p. 389	25231E-	p. 102	31211-	p. 58		
24027-	p. 389	25901E-	p. 106	31225-	p. 58		
24028-	p. 389	25902E-	p. 106	31226-	p. 58		
24101-	p. 363	25903E-	p. 106	31310-	p. 65		
24102-	p. 363	25911E-	p. 107	31320-	p. 65		
24103-	p. 363	25912E-	p. 107	31330-	p. 65		
24110-	p. 381	25913E-	p. 107	31340-	p. 65		
24111-	p. 364	25951-	p. 106	31350-	p. 65		
24201-	p. 368	25952-	p. 106	31420-	p. 68		
24202-	p. 368	25953-	p. 106	31430-	p. 68		
24203-	p. 368	25954-	p. 107	31431-	p. 68		
24210-	p. 369	25955-	p. 106, 107	31440-	p. 68		
24211-	p. 369	25956-	p. 106, 107	31441-	p. 68		
24301-	p. 377	25957E-	p. 106, 107	31501-	p. 35		
24302-	p. 377	25958E-	p. 106, 107	31512-	p. 35		
24303-	p. 377	25959E-	p. 106, 107	31523-	p. 35		
24304-	p. 377	25960-	p. 107	31535-	p. 35		
24305-	p. 377	25960E-	p. 106	31701-	p. 53		
24306-	p. 377	25961-	p. 106	90010-	p. 292		
24401-	p. 372	25962E-	p. 107	90011-	p. 292		
24402-	p. 372	25963-	p. 107	90030-	p. 292		
24403-	p. 372	25964-	p. 107	90040-	p. 292		
24410-	p. 373	25965-	p. 106	90041-	p. 292		
24411-	p. 373	25966-	p. 106	90050-	p. 292		
24412-	p. 373	25967-	p. 106	90092-	p. 292		
24420-	p. 380	25968-	p. 107	90100-P	p. 292, 350		
24421-	p. 380	25969-	p. 106	90101-1CH	p. 349		
24422-	p. 380	25980-	p. 106	90101-RGB	p. 350		
24430-	p. 382, 405	25990-	p. 107	90101-RGBW	p. 350		

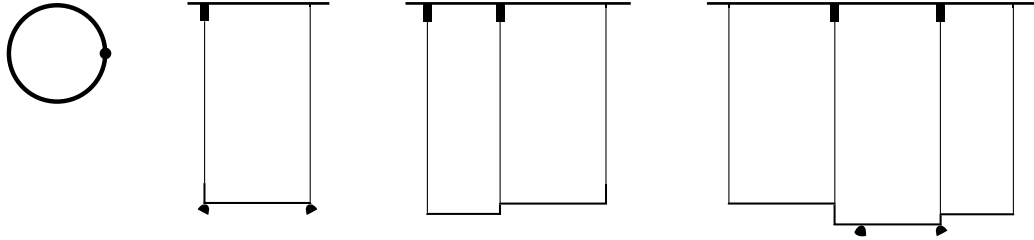




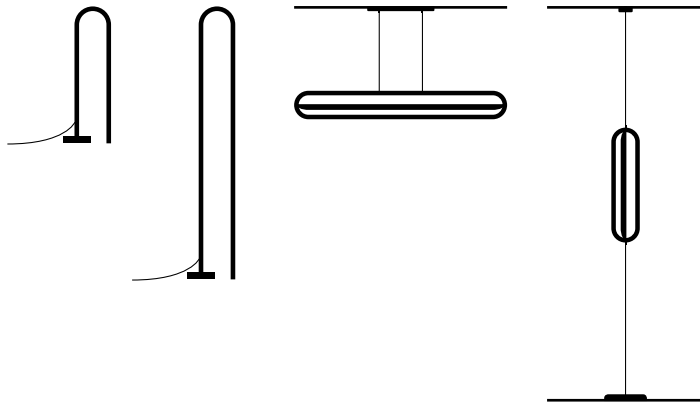


Home

Aros
p. 30



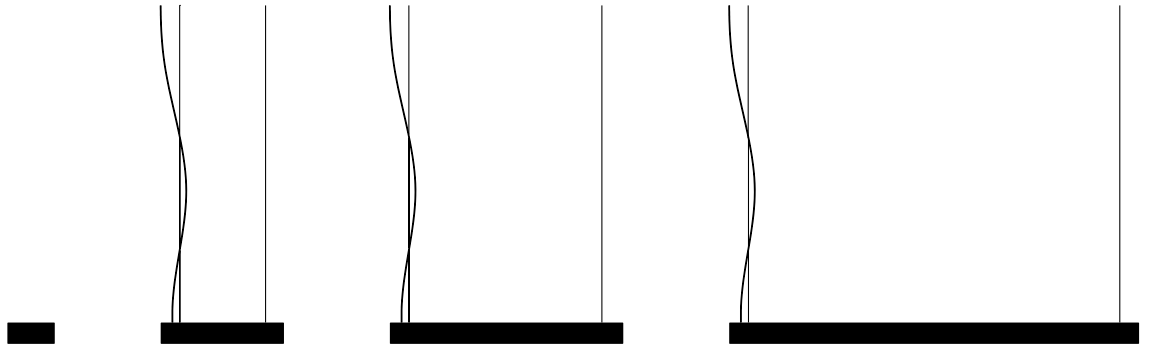
Bow
p. 39



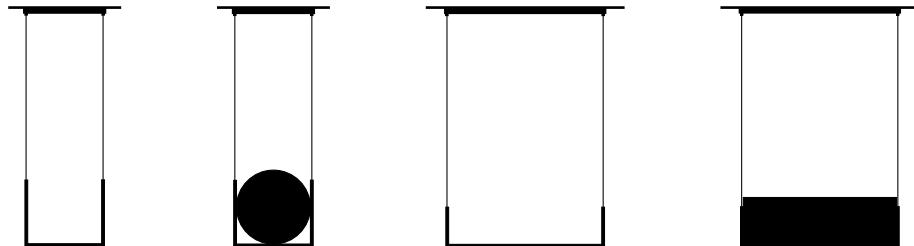
Mini Bow
p. 46



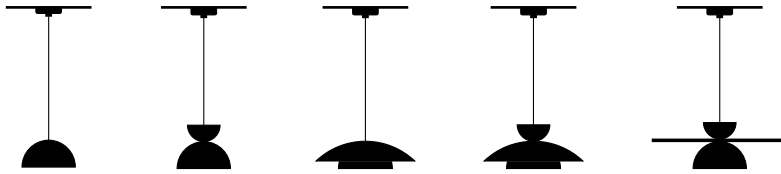
Dune
p. 50



Mobile
p. 54




Tires
p. 61



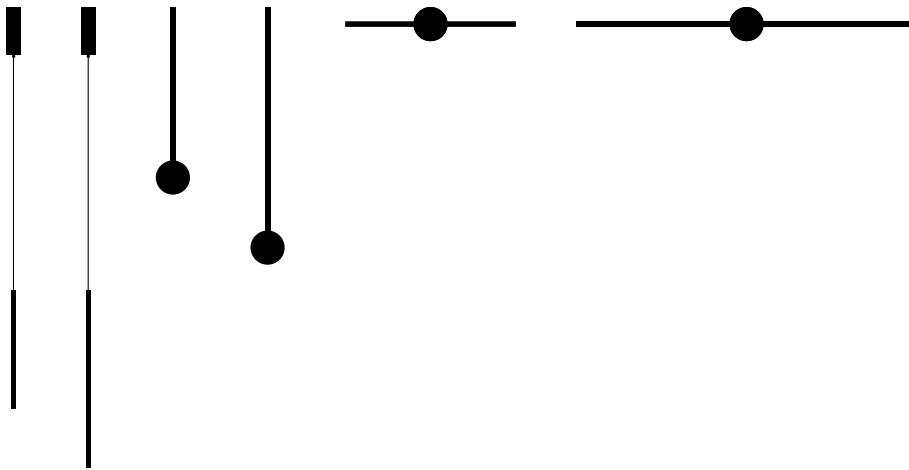
Tires Down
p. 66



Elegance
p. 71



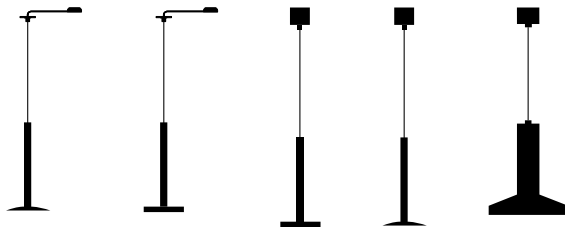
Lines
p. 74



Hipnos
p. 78



BCN Home
p. 82



Designed to integrate design with functionality. Made of aluminium, it allows the combination of direct and indirect general lighting with accent lighting. It is a system that can be fully customized to suit each space.

Aros

by
Nahtrang design



Index protection
IP20

Step McAdam
3-SDCM

Driver
Included

CRI
80

Lifetime
50.000h

Colour temp.
2700K / 3000K

Technology
LED

Guarantee
5 years

Class
II

Voltage
110-240V (31501-)
220-240V (31512-/
31523-/31535-)



ES

Aros ha sido diseñada para integrar diseño con funcionalidad. Fabricada de aluminio permite combinar iluminación general directa e indirecta con iluminación acentual. Es un totalmente personalizable que permite adaptarse a cada espacio.

FR

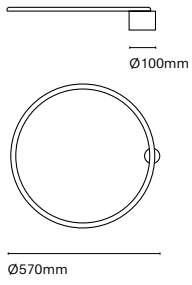
Aros a été conçu pour intégrer le design à la fonctionnalité. Fabriqué en aluminium, il est possible de combiner un éclairage général direct et indirect avec un éclairage d'accentuation. Il s'agit d'un système entièrement personnalisable qui permet de l'adapter à chaque espace.

IT

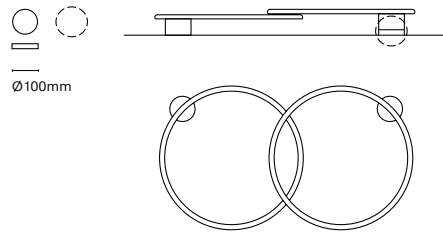
Aros è stato pensato per offrire disegno e praticità. Prodotto in alluminio permette di combinare l'illuminazione diretta e più generale ad una indiretta e d'accento. È un sistema totalmente personalizzabile che permette di adattarsi ad ogni spazio.



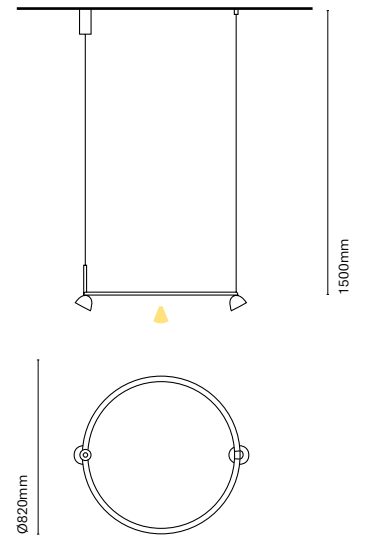
31501-
Aros Wall Lighting



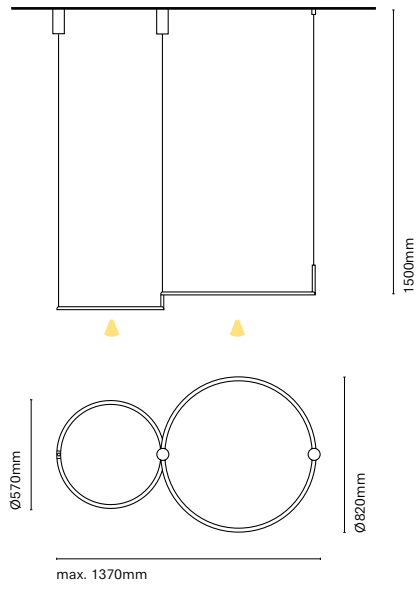
Accessory for overlaying
Aros Wall included



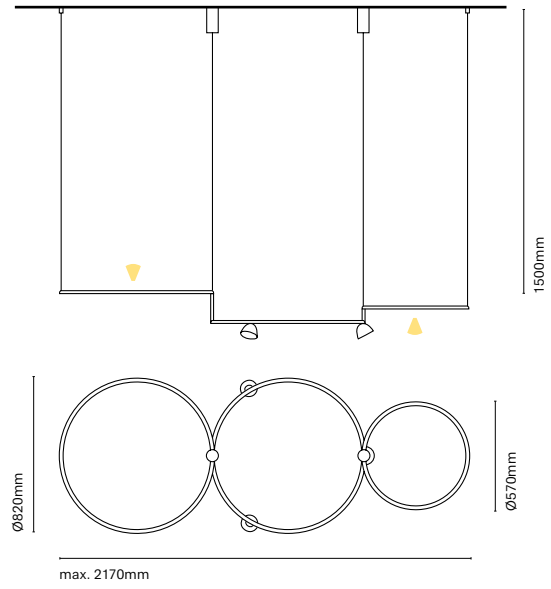
31512-
Aros Single



31523-
Aros Double



31535-
Aros Triple



	Colour	CRI/Temp.	Led	Dimming
31501-	1 Black	G 827	2 2740lm / 27W	On-Off
		C 830		
31512-	1 Black	C 830	2 4090+1240lm / 34+15W	On-Off
31523-	1 Black	C 830	3 6830lm / 61W	On-Off
31535-	1 Black	C 830	3 6830 + 1860lm / 61+22W	On-Off







Index protection IP20	Colour temp. 2700K
Step McAdam 3-SDCM	Technology LED
Driver Included	Guarantee 5 years
CRI 80	Class II
Lifetime 50.000h	Voltage 110-240V 220-240V (31125-)

Bow

Created to give an incredible lighting effect thanks to the backlighting. The aesthetics of the whole family is unique, elegant and minimalistic. Its multiple versions allow you to apply this iconic effect in any space.



by
Nahtrang design

ES
Bow ha sido diseñado para proporcionar un increíble efecto lumínico gracias a la retroiluminación. La estética de toda la familia es única, elegante y minimalista, sus múltiples versiones te permiten aplicar este icónico efecto en cualquier espacio.

FR
Bow a été conçu pour fournir un incroyable effet grâce au rétro-éclairage. Avec une esthétique unique, élégante et minimaliste dans toute la famille, ses multiples versions vous permettent d'appliquer cet effet iconique dans n'importe quel espace.

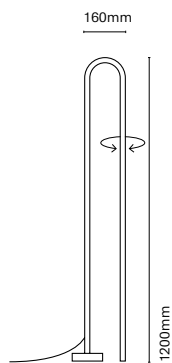
IT
Bow è stato pensato per offrire un incredibile effetto luminoso grazie alla retroilluminazione. Un'estetica unica, elegante e minimalista. Le sue molteplici varianti ne permettono l'utilizzo in qualsiasi spazio.

Bow won a bronze on the ADI Awards 2020.

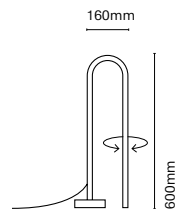
Bow has been finalist of the iF Design Award 2021



31115-
Bow Floor lamp



31110-
Bow Table lamp



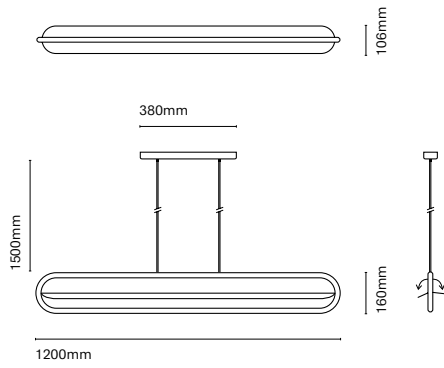
	Colour	CRI/Temp.	Led	Dimming
31115-	1 Black	G 827	3 2880lm / 22W	I Dimmer included

	Colour	CRI/Temp.	Led	Dimming
31110-	1 Black	G 827	1 1120lm / 10W	I Dimmer included

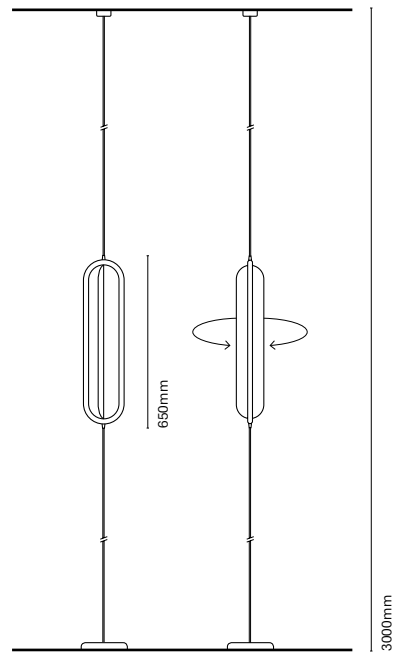




31125-
Bow Suspended H1200



31130-
Bow Suspended V 650



	Colour	CRI/Temp.	Led	Dimming
31125-	1 Black	G 827	3 2370lm / 21W	On-Off
				D Dali

	Colour	CRI/Temp.	Led	Dimming
31130-	1 Black	G 827	1 1000lm / 10W	I Dimmer included




Showroom en Barcelona by Albert Ramoneda Studio
Photography by Elton Rocha



Mini Bow

Mini Bow is the mini version of the Bow range. It shares the same values; provide an incredible lighting effect thanks to the backlighting, but now with a fresher, more casual and user-friendly design thanks to its 5 different finishes. In addition, Mini Bow is a portable lamp with battery and 3 positions of light intensity to provide the perfect atmosphere for each moment.

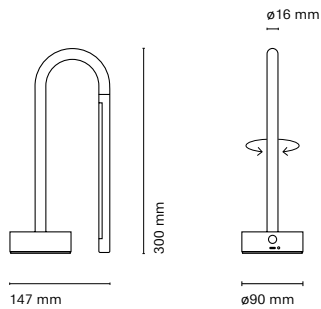
Index protection IP44	Colour temp. 2700K
Flicker Flicker free	Technology LED
Driver and USB cable (Type C) Included	Guarantee 3 years
CRI 80	Battery guarantee 2 years
Battery 8h charge with USB	Class III
Lifetime 30.000h	Voltage 5V



3-Position touch dimmer

High 100%: 5h of autonomy
 Medium 50%: 10h of autonomy
 Low 25%: 30h of autonomy

31105-



	Colour	CRI/Temp.	Led
31105-	● 1 Black	G 827	0 180lm / 2.1W
	● B Blue Grey (RAL 7031)		
	● G Olive Green (RAL 6003)		
	● S Red Oxide (RAL 3009)		
	● P Pebble Grey (RAL 7032)		



Super Normal

RIE 理絵 Lena C. Emery



by
Nahtrang design

ES
Mini Bow es la versión mini de la familia Bow. Comparte los mismos valores; proporcionar un increíble efecto lumínico gracias a la retroiluminación, pero ahora con un diseño más fresco, desenfadado y próximo al usuario gracias a sus 5 acabados diferentes. A parte, Mini Bow, es lampara portable con batería y 3 posiciones de cambio de intensidad de luz para proporcionar el ambiente perfecto para cada momento.

FR
Le Mini Bow est la version mini de la famille Bow. Il partage les mêmes valeurs, à savoir un effet de lumière incroyable grâce au rétroéclairage, mais avec un design plus frais, plus décontracté et plus convivial grâce à ses 5 finitions différentes. En outre, Mini Bow est une lampe portable avec batterie et 3 positions de changement d'intensité lumineuse pour fournir l'atmosphère parfaite pour chaque moment.




IT
Mini Bow è la versione mini della famiglia Bow. Condivide gli stessi valori, garantisce un incredibile effetto luminoso grazie alla retroilluminazione, però, ora, attraverso un disegno più fresco, leggero e maneggevole grazie alle sue 5 rifiniture differenti. Inoltre, Mini Bow è una lampada portatile con batteria e 3 tre regolazioni di intensità della luce per creare un ambiente perfetto in ogni circostanza.



Index protection IP20	Colour temp. 2700K / 3000K
Flicker Flicker free	Technology LED
Step McAdam 3-SDCM	Guarantee 5 years
Driver Included	Class I
CRI 90	Voltage 230V
Lifetime 50.000h	

Tires

The perfect balance between design, technicity and warmness. It allows your personalization by playing with the multiple finishes and shapes available. This family includes the sustainable acoustic panel to absorb the acoustic pollution of the space.







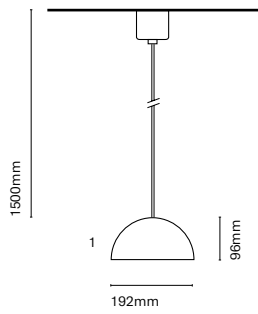
by
Nahtrang design

ES
TIRES es la mezcla perfecta entre diseño, tecnicidad y calidez. Permite su completa personalización jugando con los múltiples acabados y formas disponibles. Esta familia cuenta con el panel acústico eco sostenible para amortiguar la contaminación acústica del espacio.

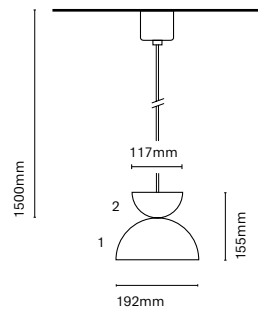
FR
TIRES est le mélange parfait entre le design, la technicité et la chaleur. Permet une complète personnalisation en jouant avec les multiples finitions et les formes disponibles. Cette famille compte avec un panneau acoustique écologique pour atténuer la pollution sonore dans l'espace.

IT
TIRES è un mix perfetto tra design, tecnicità e prossimità. Permette una completa personalizzazione grazie alla varietà di finiture e forme disponibili. Una famiglia disponibile anche con il pannello fonoassorbente eco sostenibile per attutire i rumori ambientali.

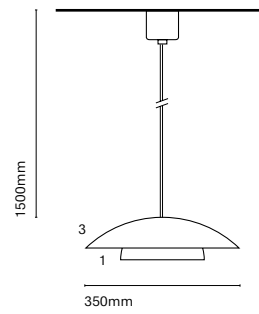
31310-
Tires Model 1



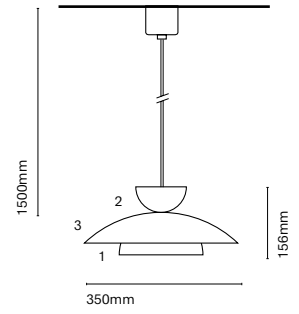
31320-
Tires Model 2



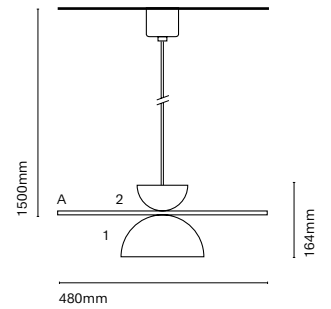
31330-
Tires Model 3



31340-
Tires Model 4



31350-
Tires Model 5 Acoustic



	Colour Cupola 1	CRI/Temp.	Led	Dimming
31310-	M Grey Blue (RAL 5008)	H 927	1 1300lm / 12W	On-Off
	J Cement Grey (RAL 7033)	E 930		D Dali
	E Silk Grey (RAL 7044)			
	S Red Oxide (RAL 3009)			

	Colour Cupola 1	Colour Cupola 2	CRI/Temp.	Led	Dimming
31320-	M Grey Blue (RAL 5008)	M Grey Blue	H 927	1 1300lm / 12W	On-Off
	J Cement Grey (RAL 7033)	J Cement Grey	E 930		D Dali
	E Silk Grey (RAL 7044)	E Silk Grey			
	S Red Oxide (RAL 3009)	S Red Oxide			

	Colour Cupola 1	Colour Cupola 3	CRI/Temp.	Led	Dimming
31330-	M Grey Blue (RAL 5008)	M Grey Blue	H 927	1 1300lm / 12W	On-Off
	J Cement Grey (RAL 7033)	J Cement Grey	E 930		D Dali
	E Silk Grey (RAL 7044)	E Silk Grey			
	S Red Oxide (RAL 3009)	S Red Oxide			

	Colour Cupola 1	Colour Cupola 2	Colour Cupola 3	CRI/Temp.	Led	Dimming
31340-	M Grey Blue (RAL 5008)	M Grey Blue	M Grey Blue	H 927	1 1300lm / 12W	On-Off
	J Cement Grey (RAL 7033)	J Cement Grey	J Cement Grey	E 930		D Dali
	E Silk Grey (RAL 7044)	E Silk Grey	E Silk Grey			
	S Red Oxide (RAL 3009)	S Red Oxide	S Red Oxide			

	Colour Cupola 1	Colour Cupola 2	Colour Acoustic	CRI/Temp.	Led	Dimming
31350-	M Grey Blue (RAL 5008)	M Grey Blue	S Silver Grey	H 927	1 1300lm / 12W	On-Off
	J Cement Grey (RAL 7033)	J Cement Grey	A Anthracite	E 930		D Dali
	E Silk Grey (RAL 7044)	E Silk Grey	D Dark camel			
	S Red Oxide (RAL 3009)	S Red Oxide				

ES

Ampliamos la familia con 3 versiones a techo. Se caracterizan por su extrema tecnicidad lumínica ya que te permite jugar con 2 encendidos combinando iluminación directa e indirecta.

FR

Nous avons étendu la famille avec 3 versions de plafond. Ils se caractérisent par leur extrême technicité d'éclairage puisqu'ils permettent de jouer avec 2 éclairages combinant éclairage direct et indirect.

IT

Ampliamo la famiglia con 3 versioni a tetto. Si caratterizzano per la loro estrema tecnica d'illuminazione che permette di giocare con 2 accensioni combinando illuminazione diretta e indiretta.


Tires Down

We have extended the family with 3 ceiling versions. They are characterised by their extreme lighting technicity as they allow you to play with 2 lightings combining: direct and indirect lighting.



Index protection IP20	Colour temp. 2700K / 3000K / 4000K
Flicker Flicker free	Technology LED
Step McAdam 3-SDCM	Guarantee 5 years
Driver Included	Class I
CRI 90	Voltage 230V
Lifetime 50.000h	

by
Nahtrang design



	Colour interior Cupola	Colour exterior Cupola	CRI/Temp.	Led
31420-	● M Grey Blue (RAL 5008)	M Grey Blue	H 927	3 2150lm / 21W
	● J Cement Grey (RAL 7033)	J Cement Grey	E 930	
	● E Silk Grey (RAL 7044)	E Silk Grey	F 940	
	● S Red Oxide (RAL 3009)	S Red Oxide		

	Colour interior Cupola	Colour exterior Cupola	CRI/Temp.	Led	Dimming
31430-	● M Grey Blue (RAL 5008)	M Grey Blue	H 927	2 1900lm/14W	On-Off
	● J Cement Grey (RAL 7033)	J Cement Grey	E 930	3 2500lm/21W	D Dali
	● E Silk Grey (RAL 7044)	E Silk Grey	F 940		B Bluetooth
	● S Red Oxide (RAL 3009)	S Red Oxide			

	Colour interior Cupola	Colour exterior Cupola	CRI/Temp.	Led	Dimming
31431-	● M Grey Blue (RAL 5008)	M Grey Blue	H 927	3 1900+600lm/14+6W	On-Off
	● J Cement Grey (RAL 7033)	J Cement Grey	E 930	4 2500+600lm/21+6W	D* Dali
	● E Silk Grey (RAL 7044)	E Silk Grey	F 940		B* Bluetooth
	● S Red Oxide (RAL 3009)	S Red Oxide			

* Only direct light is dimmable

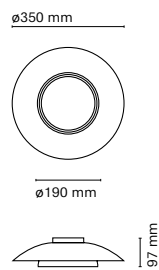
	Colour interior Cupola	Colour exterior Cupola	CRI/Temp.	Led	Dimming
31440-	● M Grey Blue (RAL 5008)	M Grey Blue	H 927	3 2500lm/21W	On-Off
	● J Cement Grey (RAL 7033)	J Cement Grey	E 930	4 3500lm/29W	D Dali
	● E Silk Grey (RAL 7044)	E Silk Grey	F 940		B Bluetooth
	● S Red Oxide (RAL 3009)	S Red Oxide			

	Colour interior Cupola	Colour exterior Cupola	CRI/Temp.	Led	Dimming
31441-	● M Grey Blue (RAL 5008)	M Grey Blue	H 927	4 2500+600lm/21+6W	On-Off
	● J Cement Grey (RAL 7033)	J Cement Grey	E 930	5 3500+600lm/29+6W	D* Dali
	● E Silk Grey (RAL 7044)	E Silk Grey	F 940		B* Bluetooth
	● S Red Oxide (RAL 3009)	S Red Oxide			

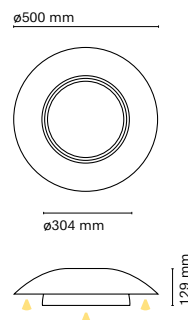
* Only direct light is dimmable



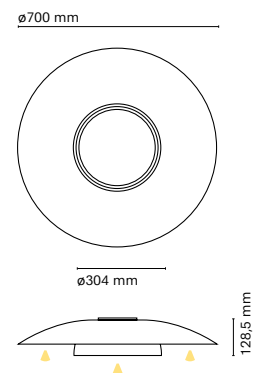
31420-
Tires Down 350mm



31430-
Tires Down 500mm



31440-
Tires Down 700mm



31431-
Tires Down+Ambient 500mm

31441-
Tires Down+Ambient 700mm



Index protection
IP60

Step McAdam
2-SDCM / 3-SDCM

Driver
Included

CRI
80 / 90

Lifetime
30.000h / 40.000h

Colour temp.
2700K / 3000K / 4000K

Technology
LED

Guarantee
3 years / 5 years

Class
II

Voltage
230V / 24V

Bluetooth
>20m

Elegance

We have created Elegance to create a feeling of warmth and comfort in ambient lighting. Made of metal steel it allows us any type of installation (up to 10m long). It is a product that allows creativity in all its elements.

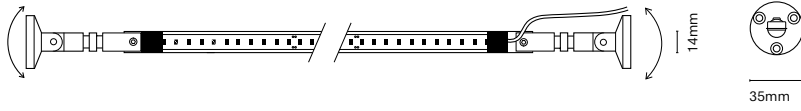
ES
Hemos creado ELEGANCE para generar sensación de calidez y confort en la iluminación de ambiente. Fabricado de metal nos permite cualquier tipo instalación (hasta 10m de largo). Es un producto que permite creatividad en su máxima esencial.

FR
Nous avons conçu ELEGANCE pour créer une sensation de chaleur et de confort dans l'éclairage d'ambiance. Fabriqué en aluminium, pour tout type d'installation (jusqu'à 10m de long). Un produit qui permet la créativité à son meilleur essentiel.

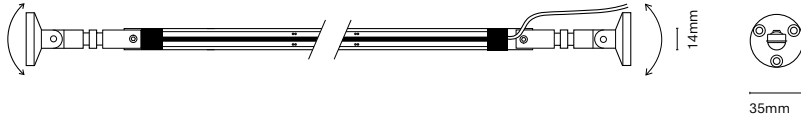
IT
Abbiamo creato ELEGANCE per realizzare ambienti familiari e confortevoli. Fabricato in alluminio permette qualsiasi tipo d'installazione (fino a 10m di lunghezza) è un prodotto che permette esprimere creatività alla sua massima potenza.



21501-
230V set



21505-
24V set



	CRI/Temp.	Angle	Led	Length	
21501-	G 827	9	120°	1 1425lm / 15W / 120LEDS	10 10 meters
	C 830				06 6 meters
	N 840				03 3 meters

No driver needed

	CRI/Temp.	Angle	Led	Length	Dimming	
21505-	H 927	9	120°	0 990lm / 11W / COB	05 5 meters	On-Off
	E 930				03 3 meters	B Bluetooth
	F 940					

Driver included
On/Off: 180x52x30mm
Bluetooth: 225x43x31mm
Dali: 225x43x31mm

Index protection IP20	Colour temp. 2700K / 3000K / 4000K
Step McAdam 3-SDCM	Technology LED
Driver Included	Guarantee 5 years
CRI 90	Class II
Lifetime 50.000h	Voltage 110-240V



Lines

Lines is defined by its capacity to create warmth in any space, its multiple versions can be used as ambient lighting or accent lighting and can be projected in hallways, bathroom mirrors, highlighting art paintings, among many other applications. Thanks to the LED technology used, it creates a technical, warm and controlled light that is perfect for every project.

ES

Lines se caracteriza por su capacidad de generar calidez en cada espacio, sus múltiples versiones permiten utilizarla como iluminación ambiental o iluminación acentual pudiéndola proyectar en zonas de paso, espejos de baño, resaltando lienzos de arte, entre muchas más aplicaciones.

Gracias a la tecnología LED implementada permite crear una luz técnica, cálida y controlada perfecta para cada proyecto.

FR

Lines se caractérise par sa capacité à générer de la chaleur dans chaque espace, ses multiples versions lui permettent d'être utilisé comme éclairage d'ambiance ou d'accentuation et peut être projeté dans les zones de transit, les miroirs de salle de bains, la mise en valeur de toiles d'art, parmi de nombreuses autres applications.

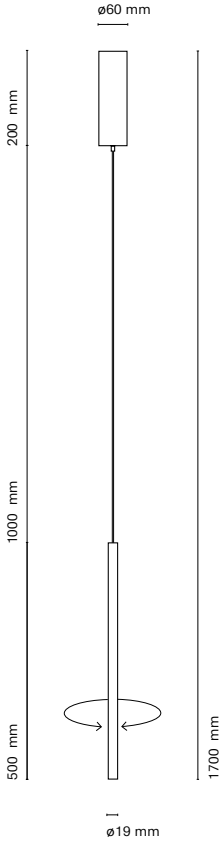
Grâce à la technologie LED mise en œuvre, elle permet de créer une lumière technique, chaude et contrôlée, parfaite pour chaque projet.

IT

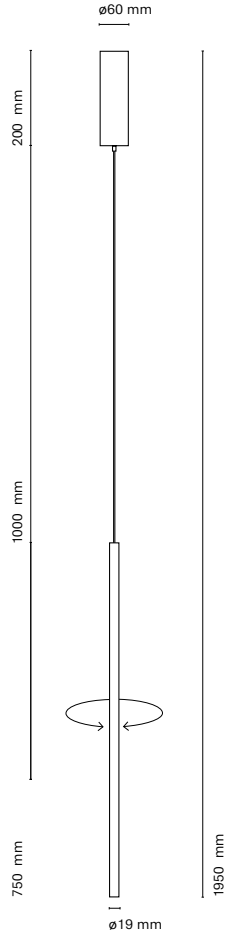
Lines si contraddistingue per la sua capacità di creare calore in ogni spazio, le sue diverse versioni permettono di utilizzarla come illuminazione di ambiente o illuminazione d'accento, potendola proiettare in zone di passaggio, specchi da bagno, risaltando tele d'arte, oltre ad altre molte applicazioni.

La tecnologia LED permette di creare una luce tecnica, calda e controllata, perfetta per ogni tipo di progetto

31155-
Line Suspended 562mm



31157-
Line Suspended 762mm

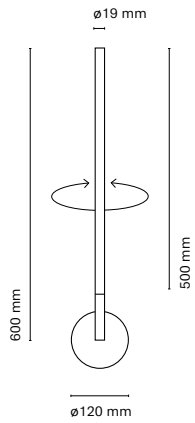


	Colour	CRI/Temp.	Led	Dimming
31155-	0 White	H 927	1 1440lm / 9,6W	On-Off
	1 Black	E 930		
	7 Satin Nickel	F 940		
	D Gold			

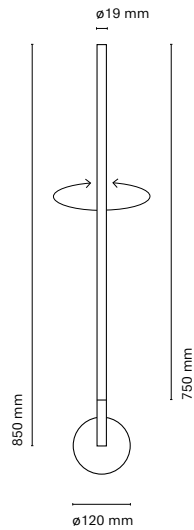
	Colour	CRI/Temp.	Led	Dimming
31157-	0 White	H 927	1 2016lm / 13,5W	On-Off
	1 Black	E 930		
	7 Satin Nickel	F 940		
	D Gold			



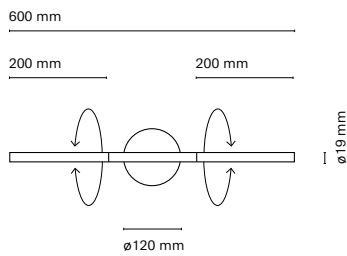
31175-
Line Wall Vertical 600 mm



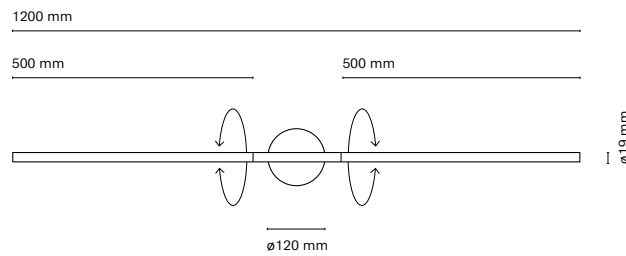
31177-
Line Wall Vertical 850 mm



31182-
Line Wall Horizontal Double 600 mm



31185-
Line Wall Horizontal Double 1200 mm



	Colour	CRI/Temp.	Led	Dimming
31175-	0 White	H 927	1 1440lm / 9,6W	On-Off
	1 Black	E 930		
	7 Satin Nickel	F 940		
	D Gold			

	Colour	CRI/Temp.	Led	Dimming
31177-	0 White	H 927	1 2160lm / 14,4W	On-Off
	1 Black	E 930		
	7 Satin Nickel	F 940		
	D Gold			

	Colour	CRI/Temp.	Led	Dimming
31182-	0 White	H 927	1 1152lm / 8W	On-Off
	1 Black	E 930		
	7 Satin Nickel	F 940		
	D Gold			

	Colour	CRI/Temp.	Led	Dimming
31185-	0 White	H 927	2 2880lm / 19,2W	On-Off
	1 Black	E 930		
	7 Satin Nickel	F 940		
	D Gold			

Our ideal bed head is minimalistic but full of amazing details. The front plate is designed with different finishes to perfectly integrate with the interior design of each space. The fixture has a wireless charging base and a USB adapter so you never run out of battery!

Hipnos

Index protection IP20	Technology LED
Driver Included	Guarantee 5 years
CRI 80	Class I
Lifetime 50.000h	Voltage 110-240V
Colour temp. 2700K	





ES

Nuestro cabezal de cama ideal es minimalista pero está lleno de detalles asombrosos. La placa frontal está diseñada con diferentes acabados para su perfecta integración con el interiorismo de cada espacio. ¡¡La luminaria cuenta con una base de carga inalámbrica y un adaptador USB para que nunca te quedes sin batería!!

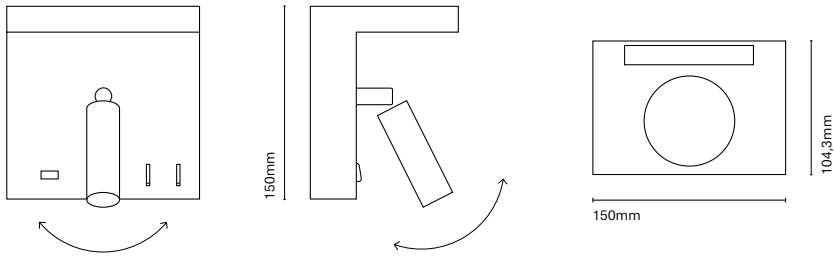
FR

Notre tête de lit idéale est minimaliste mais pleine de détails incroyables. La plaque frontale est conçue avec différentes finitions pour une parfaite intégration avec le design intérieur de chaque espace. Le luminaire comprend une base de charge sans fil et un adaptateur USB pour ne manquer jamais de batterie !!

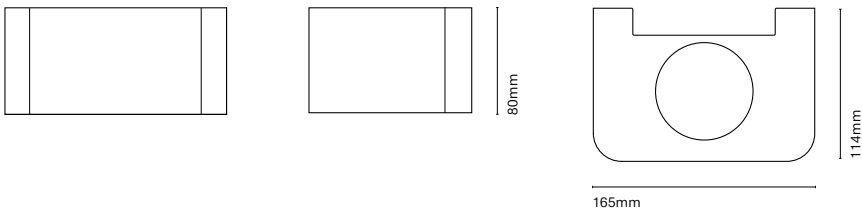
IT

La nostra soluzione per la testata letto è minimalista però ricca di dettagli. La parte frontale può essere personalizzata con accessori e finiture per la perfetta integrazione con lo spazio circostante. Dispone di caricabatterie wireless and una entrata USB per restare sempre collegato.

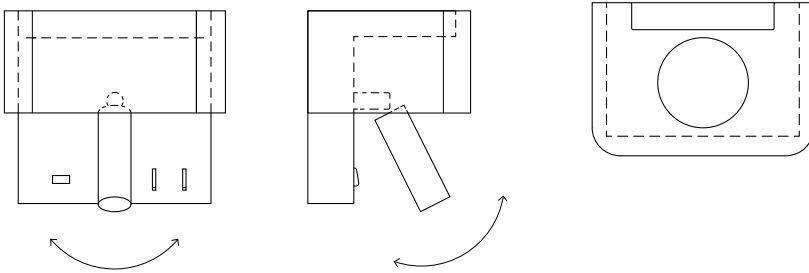
23101-
Hipnos



23109-
Accessory pantalla



Hipnos with accessory



	Colour	CRI/Temp.	Angle	Led
23101-	0 White	G 827	1 30°	0 150lm + 310lm / 10W
	1 Black			

Decorative shell

	Colour
23109-	0 White
	1 Black
	D Gold
	M Wood

We have designed the new accessories for our BCN 30 and BCN 50 Air. These models allow us to mix the concept of technical and decorative lighting. Their clean design allows us to combine the different sizes and finishes.

BCN Home

Index protection IP20	Colour temp. 2700K / 3000K / 4000K
Step McAdam 3-SDCM	Technology LED
Driver Included	Guarantee 5 years
CRI > 90	Class II
Lifetime 50.000h	Voltage 230V

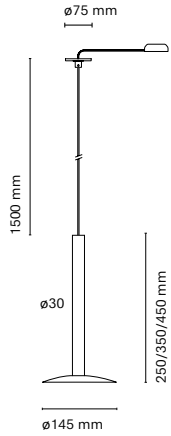
ES
Hemos diseñado los nuevos accesorios para nuestras luminarias suspendidas BCN 30 y BCN 50. Estos modelos nos permiten mezclar el concepto de iluminación técnica y decorativa. Su estilo minimalista y limpio permite combinar los diferentes tamaños y acabados.

FR
Nous avons conçu les nouveaux accessoires pour nos luminaires suspendus BCN 30 et BCN 50. Ces modèles nous permettent de mélanger le concept d'éclairage technique et décoratif. Son style minimaliste et épuré permet de combiner des différentes tailles et finitions.

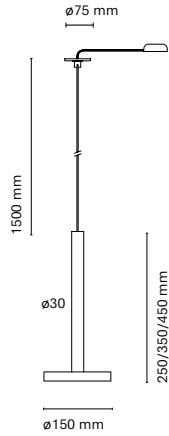
IT
Abbiamo realizzato i nuovi accessori per la nostra lampara BCN 30 e BCN50. Ci permettono ottenere un mix perfetto tra una soluzione tecnica e una decorativa. Uno stile minimalista che permette combinare differenti misure e finiture



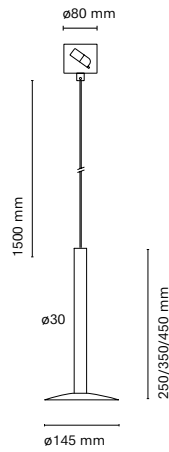
06744- (250mm)
06745- (350mm)
06746- (450mm)
BCN 30 (false ceiling)



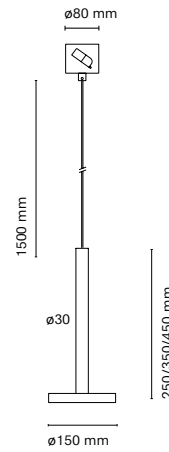
06747- (250mm)
06748- (350mm)
06749- (450mm)
BCN 30 (false ceiling)



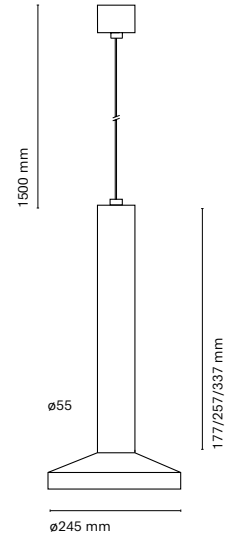
06754- (250mm)
06755- (350mm)
06756- (450mm)
BCN 30



06757- (250mm)
06758- (350mm)
06759- (450mm)
BCN 30



06704- (180mm)
06705- (260mm)
06706- (350mm)
BCN 50



	Colour	CRI/Temp.	Angle	Led	Dimming
06744-	0 White	H 927	1 15°	0 660 lm / 6W	On-Off
06745-	1 Black	E 930	2 25°		N Dali no-push
06746-	A Copper				
06747-	D Gold				
06748-	G Graphite				
06749-					


Cut-out 60 mm

	Colour	CRI/Temp.	Angle	Led	Dimming
06754-	0 White	H 927	1 15°	0 660 lm / 6W	On-Off
06755-	1 Black	E 930	2 25°		N Dali no-push
06756-	A Copper				
06757-	D Gold				
06758-	G Graphite				
06759-					

	Colour	CRI/Temp.	Angle	Led	Dimming
06704-	0 White	H 927	2 20°	0 760 lm / 6W**	On-Off
06705-	1 Black	E 930	4 40°	1 1030 lm / 9W	R* Edge Cut
06706-	A Copper	F 940	6 60°		N Dali no-push
	D Gold	W 935			
	G Graphite	D* 918-930			

* Dim to warm (1800K - 3000K): Only available with 6W dimmable version.

** Dim to warm 635lm / 6W



Guillem Ferran interviews Ester Pujol and Dani Vila, the product designers at the helm of Nahtrang Studio, about the lighting industry, the products the studio has developed, and Nexia's future.

Dani Vila
& Ester Pujol

Interview by
Guillem Ferran

Guillem: What does Nexia represent to you?
What could you highlight?

Ester: To be involved in these projects has given us the chance to take part in the brand's new positioning and their new product approach.

Dani: Up until this point, Nexia had always been associated with quality of light. The company didn't focus so much on the identity of its products, but on an optimal management of light.



- E This made it clear that it was necessary to imbue the catalog's new products with more personality.
- D Nexia was sober, functional, and met – by far – the requirements that are implicit in lighting up a space, but it lacked presence.
- E It also lacked interactivity and the possibility of enabling people to personalise the product. Prescribers, final users... people, in the end, are what's most important.
- G What does this new collection express?
- E A formal break from the products that were already in their catalog, and a foray into the use of new colours and materials.
- D A greater sense of identity and singularity: each of the collections we have presented strives to find balance between form and technical expertise. Nexia couldn't be understood but as a combination of both design and technology.
- E To not only work with the quality of light but also with the object, given that technical light control is already a defining trait of Nexia's products.
- D To generate a series of objects that are warmer, more human and, ultimately, more visible in a given space.
- G How do you think the industry is evolving?
- E The industry of light is increasingly at a turning point. We're getting used to seeing how companies that have a tradition in domestic or decorative lighting take a step further to realise projects that have more to do with contract and interior design. On the other hand, it's not as common to see technical companies manage to get closer to the final audience with designs that are friendly – this particular fact has made the project all the more interesting to us.
- G What do your proposals provide?
- D To humanise a product that was in itself very technical was an incentive. Our proposals have brought us closer to the end users, and we've strived to make the designs recognisable both in form and in function.
- G Among your different proposals, have you designed systems of luminaires?
- D Yes. For a company like Nexia, systems are very important as they offer configurations that can be

- adapted to all types of project solutions. Systems are necessary to understand, interpret and light up an entire space.
- E We've created elements with a strong presence that also manage to fit in with different environments, and provide a lot of compositional flexibility.
- G What was the process of working with Nexia like?
D It was a very intense and stimulating process. We wanted to understand and provide an outlet for the company's concerns, and we did our best to prioritise their needs when it came to proposing concepts that we deemed interesting.
- E We had several meetings with the goal of acquiring a better understanding of the brand and its market, and to analyse in which direction other technical companies were headed in order to create a path that was unique to Nexia.
- D The connection took place very quickly, and Nexia trusted our judgement without reservations.
- E It's also worth mentioning that the job was carried out as a team from the beginning – a collaborative effort from the marketing and technical departments, and ourselves.
- D This close partnership was ultimately to thank for an outcome that we're very happy with.
- G What would you highlight about Tires?
D Among all of our proposals, it's the most decorative one: we've simplified well known shapes that are versatile, exchangeable and make it possible to convey different emotions.
- E It combines the philosophies of both Nahtrang and Nexia, from the diffuser to the way parts are affixed... and, above all, colour: we added natural and neutral hues to a catalog that was mainly populated with white, black and silver products.
- G How did you find the archetype to create a piece that feels so familiar?
D We've acquainted ourselves with the Nordic tradition and style, with the influence of other companies that have been out there for quite a while.
- E These are pieces that have a presence in our collective subconscious as the Nordic heritage. We've worked with proportions and relationships between basic shapes that result from the process of metal spinning.
- D The details communicate that we're in front of a simple product, where it becomes evident whether the piece is well made or not. The upper parts feature a membrane that gives them a technological touch.
- G What about Bow?
E It's a sculptural piece that looks to destabilise the archetypal lamp, stepping away from symmetrical shapes.
- D It's meant for everyday uses where light accompanies instead of bothering the user. This product allows for both direct and indirect light.
- E It's hairline and it's meant to project as little light as possible – especially in common settings like hotel rooms, where upon entrance it's not unusual to find oneself bothered by light instead of feeling welcomed by it.
- D Keeping in mind such situations, where people prefer to have a relaxed and intimate moment,
- we first came up with the light and subsequently moved on to the physical element that had to sustain it.
- E We also tried to open up new routes by working with common elements that provide a lot of flexibility: to move and adjust the light according to the needs of each person.
- G Aros makes it possible to combine direct and indirect light; general and accent light. What characterises Aros?
D It's a direct consequence of breaking away from extruded square sections, the 90-degree linearity we've seen in previous catalogs. We've looked for something very basic that combines direct, reflected and focused light in a single element.
- E It breaks away from the reticular and modular language they're used to.
- D With Aros, we can set up spaces in ways that aren't as rational: constellations hanging from the ceiling, in a disorganised yet controlled way.
- E It's a dynamic and customisable luminaire – an element with many possibilities when it comes to variation, growth and simplification.
- D It enables the projection of light toward the user or the ceiling, and it has features that make it easier to light up versatile spaces. It's a product that lends itself to the creation of various points of interest.
- G What makes Mobile special?
D Mobile stems from the need of combining acoustics with a language that is unique to Nexia.
- E It's very rational in the combination of the acoustic panel with the light: the dual function of lighting and softening a space's acoustics.
- D In a way that's visually pleasant, too: the combination of materials can be very gratifying when done with a degree of coherence.
- G Is it actually a movable luminaire?
E The panel can be adjusted and is very versatile indoors, either by placing lamps in a row or by playing with rhythm. In the design of this type of projects, the effort goes towards imagining the product working well in isolation but also as part of a group, opening up possibilities for any interior design project.
- D It kind of looks like a swing. It's a multifaceted piece.
- G How do you see Nexia evolving in the coming years?
E The company sits at the beginning of a path that leads to endless destinations. There's a lot to explore in the ways in which technology gets implemented in the industry of light.
- D If they keep up with their performance in the knowledge of light, they'll do very interesting projects. Nexia has taken a major qualitative leap in a short time: it's a company that is committed to innovation amid a myriad companies that aren't willing to step out of their comfort zone.
- E They've been aware of the need to step up in order not to fall behind, and continue to develop products that have identity and personality.
- G A different and dynamic collection proposal that will surely bring poetics and versatility to countless spaces.



Apartment in Sabadell by Exit Projectes
Photography by Eugeni Aguiló

Technical and architectural lighting is an essential element in any type of project and has always positioned Nexia as an international leader since 2003.

In the development of its products, the company always takes into account the latest developments in technology and the most important trends in the world of design to offer pieces that guarantee: comfort, quality and a good lighting treatment.

48 Track		Confort S Adjustable	187
48V BCN 30	100	Inox S	188
Suspended 48V Ball	100	Mini	194
Surfaced 48V Ball	100	Plaster	196
Zoom Spotlight 7,7W	102		
Spotlight 15W	102	Suspension	
Eye 48V	102	BCN Air	200
Plafon 48V	102	Box Air	208
48V Opal Lineal	104		
48V Dot Lineal	104	Surface	
48V H.Opal Lineal	104	Eye Down	214
Tracks (48V)	105	Tap	216
		Square	218
Spotlights		Dot S Down	220
Owwl Spotlight	110	BCN Down	222
Sutil	112	Box Down	230
Eye Spotlight	114	Hut Down	232
Moon	118	Platinum Down	234
BCN Spotlights	122		
Slide	130	Wall	
Linje	134	Box Wall	238
Dot S Track	136	Platinum Wall	240
Box Bucket	138		
Tracks	140	Systems	
		Infinity	244
Downlights			
Boxet	148	Micro Spotlights	276
Tolva	154		
Tolva Mini	159	Panels	
Bumpy	160	Pixel	282
Paw	162	Grill	284
Topo	164		
Drac	166	Led modules and GU10	286
Plaster Trimless	170		
Pull Out	172	Regulation Systems	292
Pull Out SQ	174		
Kardan	175		
Hut	180		
Pro N	182		
Pro SQ	184		
Confort	186		





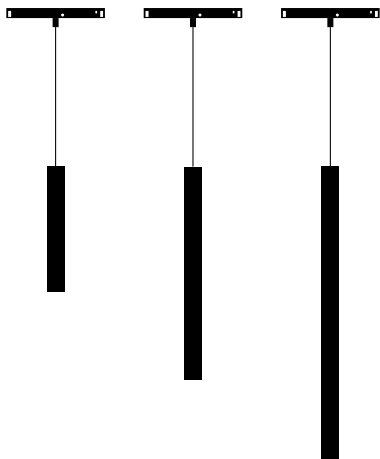
MONET






48 Track

48V BCN 30
p. 100



Suspended
48V Ball
p. 100



Surfaced
48V Ball
p. 100



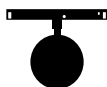
Zoom Spotlight
7,7W
p. 102



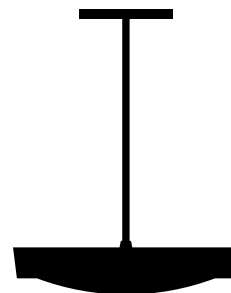
Spotlight 15W
p. 102



Eye 48V
p. 102



Plafon 48V
p. 102



48V Opal Lineal
p. 104



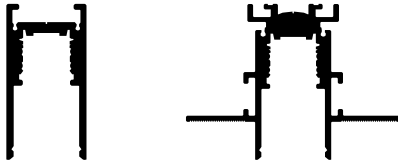
48V Dot lineal
p. 104



48V H.Opal lineal
p. 104



48V Tracks
p. 106





48 Track

ES

48 Track es una combinación de estructuras lineales con magnetismo. Gracias a sus múltiples accesorios nos permite combinar iluminación técnica y decorativa en un mismo espacio. Su estética minimalista y de dimensiones reducidas nos permite incorporar la solución lineal en cualquier espacio.

FR

48 Track est une combinaison de structures linéaires avec magnétisme. Grâce à ses multiples accessoires, il nous permet de combiner l'éclairage technique et décoratif dans un même espace. Son esthétique minimaliste et ses petites dimensions nous permettent d'incorporer la solution linéaire dans tout espace.

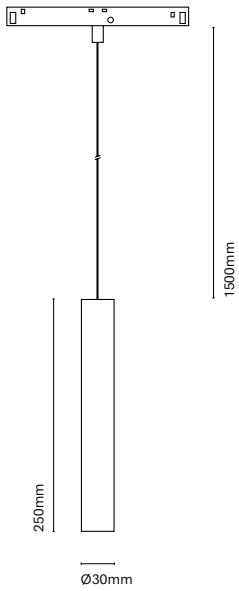
IT

48 Track è una combinazione di una struttura lineare e magnetismo. Grazie ai suoi numerosi accessori ci permette unire l'illuminazione tecnica con quella decorativa. Un'estetica minimalista dalle dimensioni ridotte che permette incorporare una soluzione lineare in qualsiasi spazio.

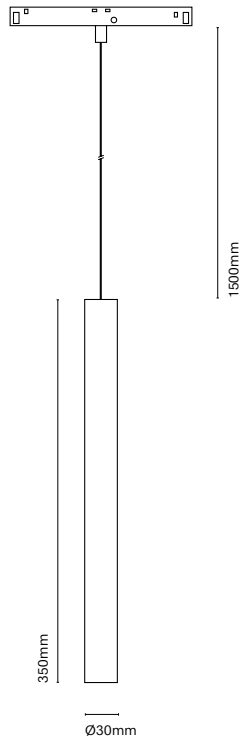


A combination of linear structures using magnetism. Thanks to its multiple accessories, it allows us to combine technical and decorative lighting in the same space. Its minimalistic aesthetics and small dimensions allow us to incorporate linear solutions in any kind of project.

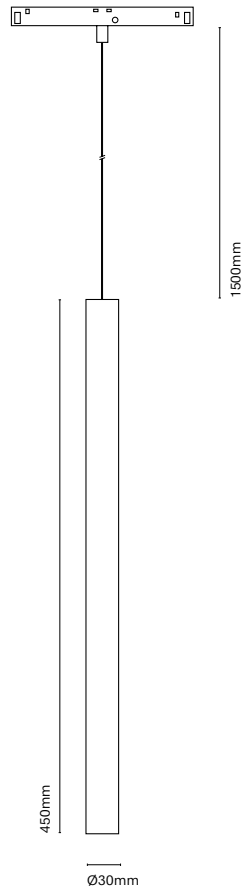
25221E-
48V BCN 30 (250mm)



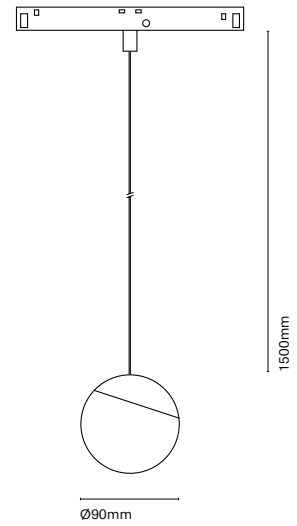
25222E-
48V BCN 30 (350mm)



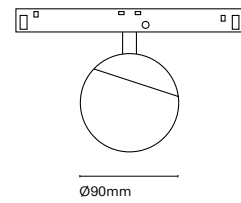
25223E-
48V BCN 30 (450mm)



25211E-
Suspended 48V Ball



25212E-
Surfaced 48V Ball



	Colour	CRI/Temp.	Angle	Led	Dimming
25221E-	0 White	H 927	1 15°	0 660 lm / 6W	On-Off
25222E-	1 Black	E 930	2 25°		D Dali
25223E-	A Copper				
	D Gold				
	G Graphite				

	Colour	CRI/Temp.	Angle	Led	Dimming
25211E-	1 Black	H 927	9 120°	0 320 lm / 4W	On-Off
25212E-		E 930			D Dali

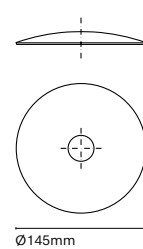
Accessories

06797-
06798-

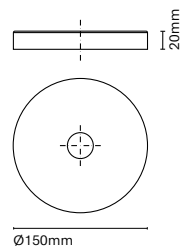
Structure for 48V BCN 30

Colour
0 White
1 Black
2 Grey
A Copper
D Gold
G Graphite

06797-

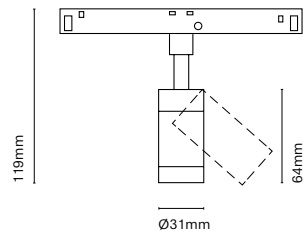


06798-



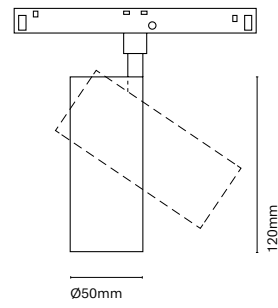


25011E-
Zoom spotlight 7.7W

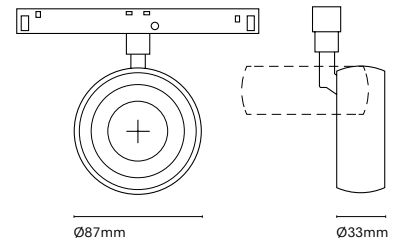


⊕ ZOOM

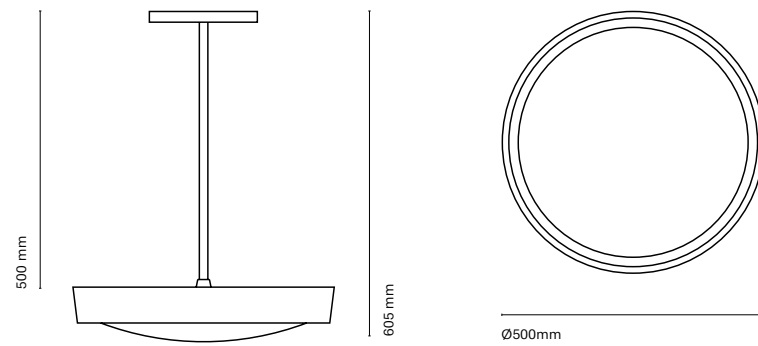
25022E-
Spotlight 15W



25031E-
Eye 48V



25231E-
48V Plafon



	Colour	CRI/Temp.	Angle	Led	Dimming
25011E-	0 White	H 927	Z 10-40°	0 550 lm / 7,7W	On-Off
	1 Black	E 930			D Dali
		F 940			


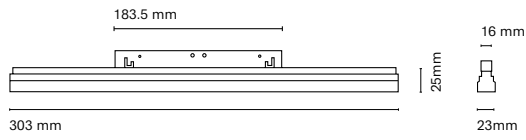
	Colour	CRI/Temp.	Angle	Led	Dimming
25022E-	0 White	H 927	1 15°	0 1025lm / 15W	On-Off
	1 Black	E 930	2 24°		D Dali
		F 940	3 36°		

	Colour	CRI/Temp.	Angle	Led	Dimming
25031E-	0 White	H 927	1 15°	2 1500lm / 12,5W	On-Off
	1 Black	E 930	3 36°		D Dali
		F 940			

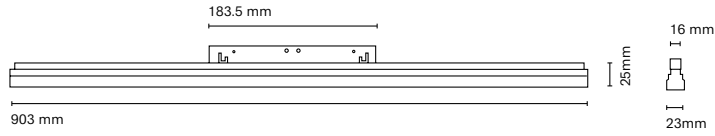
	Colour	CRI/Temp.	Angle	Led	Dimming
25231E-	1 Black	H 927	1 15°	2 1825lm / 30W	On-Off
		E 930	3 36°		D Dali
		F 940			



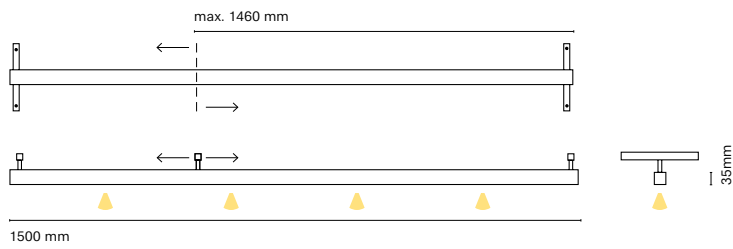
25112E-
48V Opal Lineal 303 mm



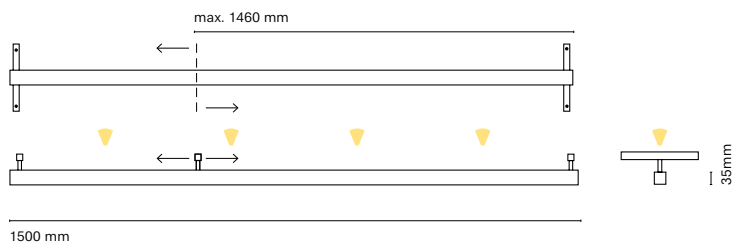
25113E-
48V Opal Lineal 903 mm



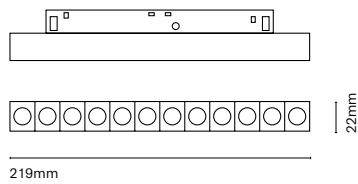
25131E-
48V H.Opal Lineal Direct 1500 mm



25135E-
48V H.Opal Lineal Indirect 1500 mm



25121E-
48V Dot Lineal





- A. Recessed
- B. Surfaced
- C. Suspended

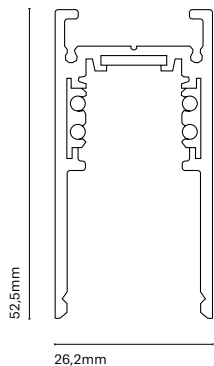
	Colour	CRI/Temp.	Angle	Led	Dimming
25112E-	1 Black	H 927	9 120°	0 630 lm / 10W	On-Off
		E 930			D Dali
		F 940			

	Colour	CRI/Temp.	Angle	Led	Dimming
25113E-	1 Black	H 927	9 120°	3 2018 lm / 30W	On-Off
		E 930			D Dali
		F 940			

	Colour	CRI/Temp.	Angle	Led	Dimming
25131E-	0 White	H 927	9 120°	1 1300 lm / 20W	On-Off
25135E-	1 Black	E 930			D Dali
		F 940			

	Colour	CRI/Temp.	Angle	Led	Dimming
25121E-	1 Black	H 927	2 24°	0 904 lm / 15W	On-Off
		E 930	3 36°		D Dali
		F 940			

25901E-
25902E-
25903E-
Surface 48V Track



25901E-	48V Track Surface Mounted / 15A / 100cm
25902E-	48V Track Surface Mounted / 15A / 200cm
25903E-	48V Track Surface Mounted / 15A / 300cm

Colour	
0	White
1	Black

Accessories

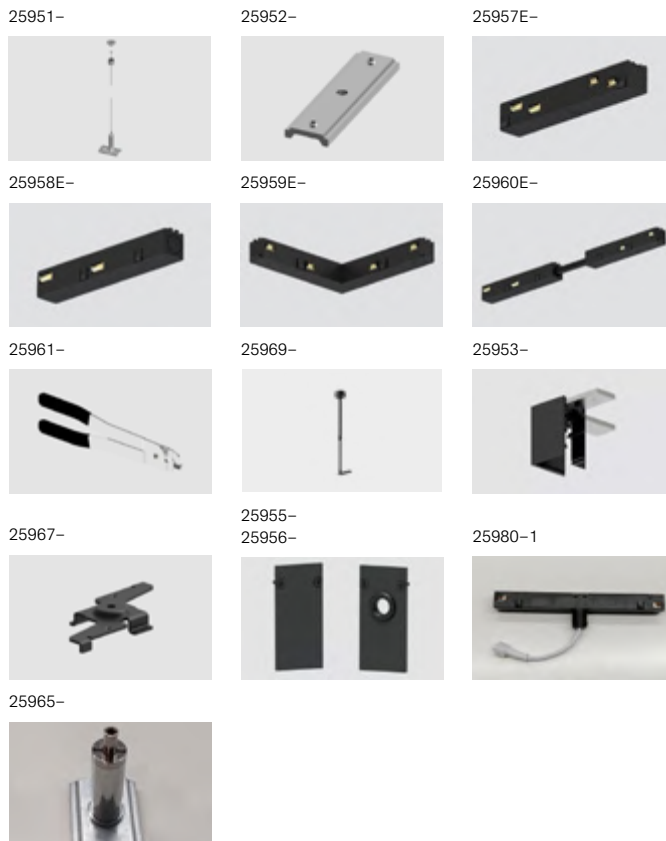
25951-	Suspension Kit (1,50m -1 uds)
25952-	Mechanical lineal joint
25957E-	Power supply (End Feed)
25958E-	Electrified lineal joint
25959E-	Electrified "L" joint
25960E-	Electrified flexible joint
25961-	Electrical contact cutting tool

25969-	Rigid Suspension Kit
25953-	"L" connector not electrified
25967-	Quick-Fixing Clip
25955-	End cap with hole
25956-	End cap without hole

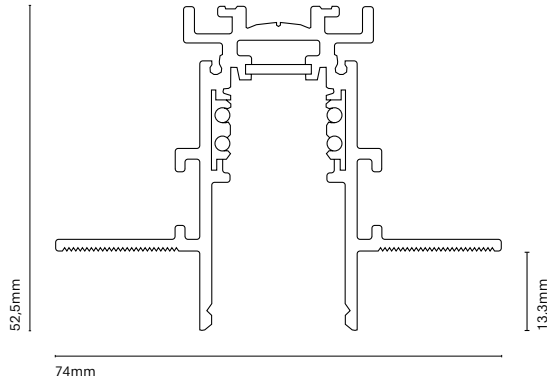
Colour	
0	White
1	Black

Accessories for indirect lighting

21143-H/48	LED STRIP 48V IP54 2700K 14,4W CRI90
21143-E/48	LED STRIP 48V IP54 3000K 14,4W CRI90
25980-1	Adapter 96W for 48V ledstrip
25980-1D	Adapter 96W for 48V ledstrip Dali
25965-	Suspension Kit for indirect lighting (1,50m - 1 uds)
25966-	Mechanical lineal joint for indirect lighting (1 uds)



25911E-
25912E-
25913E-
Trimless Embedded 48V Track



		Colour
25911E-	48V Track Embedded / 15A / 100cm	0 White
25912E-	48V Track Embedded / 15A / 200cm	1 Black
25913E-	48V Track Embedded / 15A / 300cm	

Accessories

25954-	Mechanical lineal joint
25963-	Ceiling fixing support
25964-	Quick-Fixing Clip for M6 tensor
25957E-	Power supply (End feed)
25958E-	Electrified lineal joint
25959E-	Electrified "L" joint
25960-	Electrified flexible joint

		Colour
25968-	"L" connector not electrified	0 White
25955-	End cap with hole	1 Black
25956-	End cap without hole	

48V Converters (for both types of track)

		Length	Width	Height
25990-	Converter 110-240V / 75W / 48V / IP00	99	97	30
25991-	Converter 110-240V / 150W / 48V / IP00	159	97	30
25992-	Converter 220-240V / 100W / 48V / IP20	350	30	18
25993-	Converter 220-240V / 250W / 48V / IP20	400	40	22
25994-	Converter 110-277V / 240W / 48V / IP67	244	71	38
25995-	Converter 110-277V / 320W / 48V / IP67	252	90	44
25962E-	Bluetooth (Casambi-DALI) adapter			
25999-	Optocoupler for Dali (Required for Dali signal on track systems)	180	42	25



Spotlights

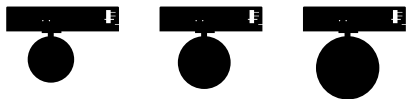
Owwl Spotlight
p. 110



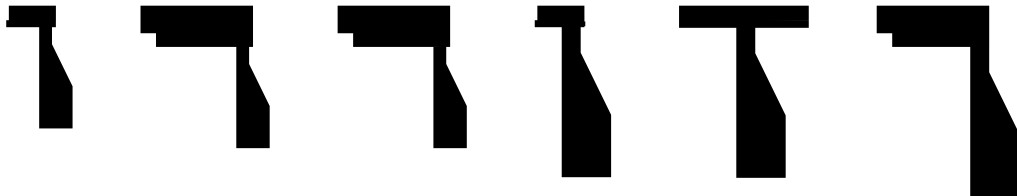
Sutil
p. 112



Eye Spotlight
p. 114



Moon
p. 118



BCN Spotlights
p. 122



Slide
p. 130




Linje
p. 134



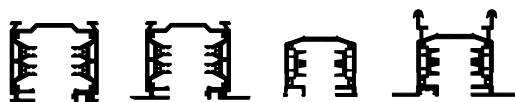
Dot S Track
p. 136



Box Bucket
p. 138



Tracks
p. 140



ES

OWWL llega para ser el proyector más completo y técnico de Nexia. Cuenta con tres versiones que te permitirán jugar con sus diferentes innovaciones tecnológicas: Se caracteriza principalmente por ser un proyector zoom abriendo de 20° a 60° con un movimiento fácil y suave. Combina tecnología CCT, y dispone de tres tipos de regulación de intensidad: des del mismo proyector, o para proyectos con mayor tecnicidad cuenta con tecnología Dali y Bluetooth Casambi. A parte una de sus versiones dispone de un índice de reproducción cromática superior a 97.

FR

OWWL est le projecteur le plus complet et le plus technique de Nexia. Il existe trois versions qui vous permettront de jouer avec ses différentes innovations technologiques : il se caractérise principalement par le fait d'être un projecteur à zoom s'ouvrant de 20° à 60° avec un mouvement facile et fluide. Il combine la technologie CCT, et dispose de trois types de régulation de l'intensité : à partir du projecteur lui-même, ou pour des projets plus techniques, il dispose de la technologie Dali et Bluetooth Casambi. En outre, l'une de ses versions présente un indice de rendu des couleurs supérieur à 97.


IT

OWWL è il progetto più completo e tecnico di Nexia. Ha 3 versioni che consentono di giocare con le sue differenti innovazioni tecnologiche. Si caratterizza, principalmente, per essere un proiettore Zoom, aprendosi da 20° a 60° con un movimento facile e delicato. Usa la tecnologia CCT e dispone di tre tipi di regolazione di intensità : dal proiettore stesso o, in caso di progetti più tecnici, ha la tecnologia Daly e Bluetooth. Inoltre, una delle sue versioni ha un indice di riproduzione cromatica superiore a 97.

Owwl Spotlight



Dimmer

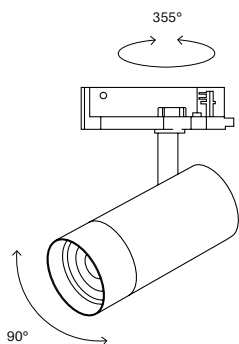
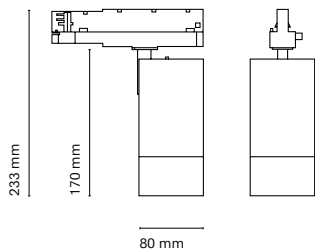


Switch

Index protection IP20	Lifetime 50.000h
Flicker Flicker free	Colour temp. 2700K / 3000K / 3500K / 4000K / CCT
Step McAdam 2-SDCM (26112- / 26113-) 3-SDCM (26111-)	Technology LED
Driver Included	Guarantee 3 years (26111-) 5 years (26112- / 26113-)
CRI > 90, 97	Class I
Zoom 20-60°	Voltage 230V

OWWL is Nexia's most complete and technical spotlight. It has three versions that will allow you to play with its different technological innovations: It is mainly characterized by being a zoom spotlight opening from 20° to 60° with an easy and smooth movement. It combines CCT technology, and has three different dimming options: from the projector itself, or for more technical projects it has Dali and Bluetooth technology. In addition, one of its versions has a colour rendering index of over 97.

26111-
26112-
26113-



Zoom

	Colour	CRI/Temp.	Angle	Led	Dimming
26111-	0 White	S 927-930-940	Z Zoom 20-60°	4 3000lm/30W	M Manual dimming
	1 Black				

	Colour	CRI/Temp.	Angle	Led	Dimming
26112-	0 White	H 927	Z Zoom 20-60°	2 1500lm/12W	No dimming
	1 Black	E 930		3 2000lm/18W	D Dali
		F 940		4 3000lm/26W	B Bluetooth
		W 935		5 4000lm/34W	

	Colour	CRI/Temp.	Angle	Led	Dimming
26113- OWWL CRI > 97	0 White	A >97 2700K	Z Zoom 20-60°	2 1500lm/14W	No dimming
	1 Black	D >97 3000K		3 2000lm/20W	D Dali
		K >97 4000K		4 3000lm/30W	B Bluetooth

Index protection IP20	Colour temp. 2700K / 3000K / 3500K / 4000K
Flicker Flicker free <5%	Technology LED
Step McAdam 2-SDCM	Guarantee 5 years
Driver Included	Class I
CRI > 90/97	Voltage 230V
Lifetime 50.000h	



Sutil

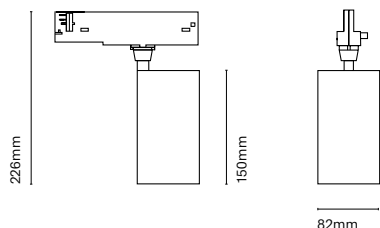
Sutil is defined by its compact design, efficiency and technicality. It is available in a colour rendering index over 97 and toto be customised in gold and copper finishes and can be fitted with sculptural or cut-out lenses for greater light control.

ES
Sutil se caracteriza por su diseño compacto, su eficiencia y tecnicidad. Está disponible en un índice de reproducción cromática superior a 97 e incorpora una nueva temperatura de color: 3500K, haciéndolo un modelo ideal para proyectos de retail. También permite personalizar su aro frontal en acabados dorados y cobres y permite incorporarle lentes esculturales o de recorte para un mayor control de la luz.

FR
Sutil se caractérise par son design compact, son efficacité et sa technicité. Il est disponible dans un indice de rendu des couleurs de plus de 97 et intègre une nouvelle température de couleur : 3500K, ce qui en fait un modèle idéal pour les projets de vente au détail. Il permet également de personnaliser son anneau frontal en finitions or et cuivre et peut être équipé de lentilles sculpturales ou découpées pour un meilleur contrôle de la lumière.

IT
Sutil si caratterizza per il suo disegno compatto, la sua efficienza e tecnica. E' disponibile in un indice di riproduzione cromatica superiore a 97 e offre una nuova temperatura di colore, 3500K, rendendolo un modello ideale per progetti di retail. Permette anche di personalizzare il suo cerchio anteriore con rifiniture dorate e rame e incorporando lenti scultoree o ritagliate, per un maggior controllo della luce.

26001-
26002-



	Colour Spotlight /Reflector	CRI/Temp.	Angle	Led	Dimming
26001-	0 White	H 927	1 15°	2 1500lm/12W	No dimming
	1 Black	E 930	3 36°	3 2000lm/17,5W	D Dali
	V White / Copper	F 940	5 50°	4 3000lm/25W	B Bluetooth
	Z White / Gold	W 935		5 4000lm/33W	
	B Black / Copper				
	K Black / Gold				

	Colour Spotlight /Reflector	CRI/Temp.	Angle	Led	Dimming
26002- Sutil CRI>97	0 White	A >97 2700K	1 15°	2 1500lm/14W	No dimming
	1 Black	D >97 3000K	3 36°	3 2000lm/20W	D Dali
	V White / Copper	K >97 4000K	5 50°	4 3000lm/30W	B Bluetooth
	Z White / Gold				
	B Black / Copper				
	K Black / Gold				

Accessories

26004-	Honeycomb
26003-1	Anti-Glare Crosspiece (Black)
26005-	Oval Lens 0,3x60
26006-	Oval Lens 15x60
26007-	Flood Lens x1,3
26008-	Flood Lens x2


26004-




26003-1



26003-D




26005-



26006-



26007-



26008-





ES

La nueva apuesta de NEXIA: un proyector que gracias a sus lentes consigue un diseño compacto a la vez de aportar un gran control de la luz. Este diseño incorpora el driver en el adaptador, lo que permite una mayor integración en el carril. EYE cuenta con las últimas innovaciones tecnológicas, permitiendo el uso del Bluetooth, un bajo nivel de parpadeo y la uniformidad de color con 2-SDCM para el proyector de 86 y 100mm y 3-SDCM en el proyector de 120mm.

FR

Le nouveau choix de NEXIA : un projecteur qui grâce à ses lentilles, atteint un design compact tout en offrant un contrôle de la lumière. Cette conception comprend le ballast dans l'adaptateur, ce qui permet une intégration dans le rail. EYE bénéficie des toutes dernières évolutions technologiques, permettant l'utilisation de Bluetooth, un faible scintillement et une uniformité des couleurs avec 2-SDCM pour les projecteurs de 86 et 100 mm et 3-SDCM pour le spot de 120mm.

IT

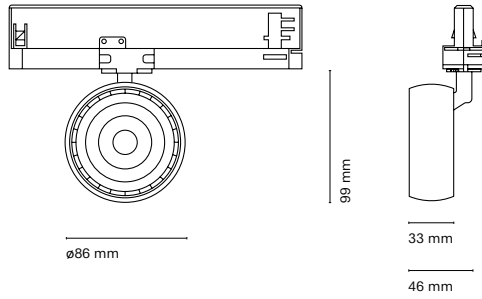
Il nuovo progetto di NEXIA: un proiettore che, grazie alle sue lenti, raggiunge un design compatto e allo stesso tempo gestisce perfettamente il controllo della luce. Questo design incorpora il driver nell'adattatore, permettendo una maggiore integrazione nella guida. EYE è dotato delle ultime innovazioni tecnologiche, consentendo l'uso del Bluetooth, basso livello di sfarfallio e uniformità di colore con 2-SDC sui proiettori da 86mm e 100mm e 3-SDCM sul proiettore da 120mm.

Index protection IP20	Colour temp. 2700K / 3000K / 3500K / 4000K
Step McAdam 2-SDCM (06101- / 06102-) 3-SDCM (06103-)	Technology LED
Driver Included	Guarantee 5 years
CRI > 90	Class II
Lifetime 50.000h	Voltage 230V
	Bluetooth >20m

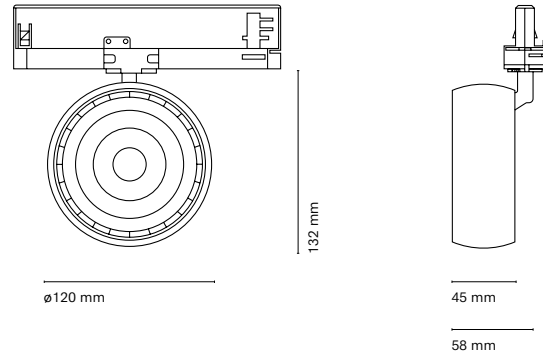
Eye Spotlight

NEXIA's new choice: a spotlight that, thanks to its lenses, achieves a compact design while providing maximum light control. This design includes the driver in the adapter, allowing greater integration into the track. EYE has the very latest technological developments, allowing the use of Bluetooth, low flicker and colour uniformity with 2-SDCM for the 86 and 100mm spotlight and 3-SDCM for the 120mm Spotlight. Honeycomb available for greater visual comfort. Use the sculptural and square lenses for greater precision in the project.

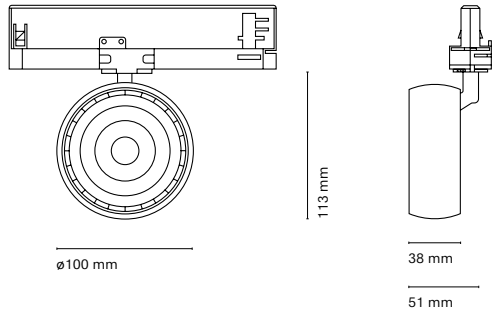
06101-



06103-



06102-



	Colour	CRI/Temp.	Angle	Led	Dimming
06101-	0 White	C 830	1 15°	2 1500lm/12,5W	On-Off
	1 Black	N 840	3 36°		D Dali
		H 927			B Bluetooth
		E 930			
		F 940			
		W 935			

	Colour	CRI/Temp.	Angle	Led	Dimming
06102-	0 White	C 830	1 15°	2 1500lm/12,5W	On-Off
	1 Black	N 840	3 36°	3 2000lm/18W	D Dali
		H 927			B Bluetooth
		E 930			
		F 940			
		W 935			

	Colour	CRI/Temp.	Angle	Led	Dimming
06103-	0 White	C 830	1 15°	3 2000lm/18W	On-Off
	1 Black	N 840	3 36°	4 3000lm/26W	D Dali
		H 927			B Bluetooth
		E 930			
		F 940			
		W 935			



Espai Mietis (2020), Evvo retail, Photography by Nerea Garro

Accessories

06191-	Honeycomb Eye ø86
06194-	Sculptural Lens Eye ø86
06197-	Square Lens Eye ø86

06192-	Honeycomb Eye ø100
06195-	Sculptural Lens Eye ø100
06198-	Square Lens Eye ø100

06193-	Honeycomb Eye ø120
06196-	Sculptural Lens Eye ø120
06199-	Square Lens Eye ø120

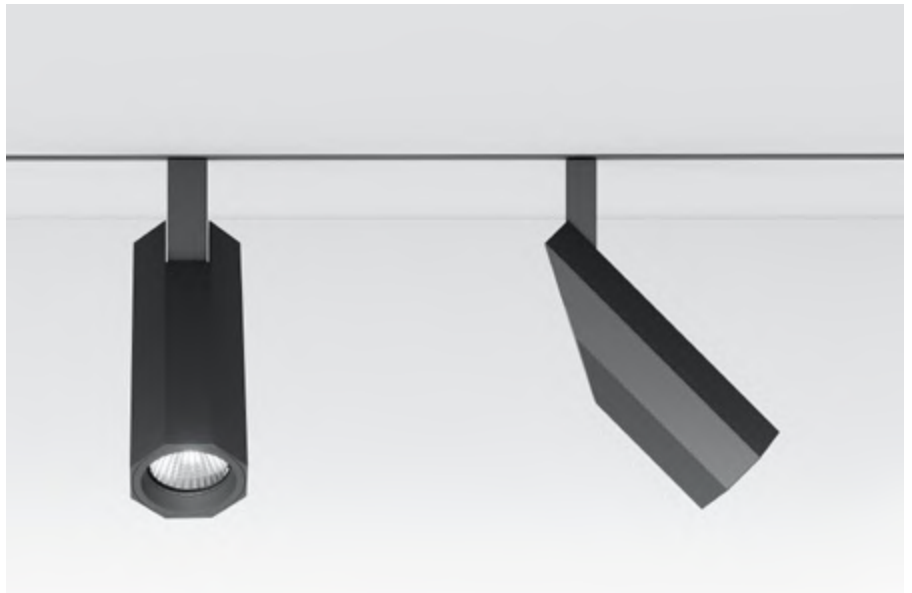
Always use them with 15° angle

06191-
06193-

06194-
06195-
06196-

06197-
06198-
06199-





Moon

MOON exclusive, unique range and ready to leave you indifferent. It is a family designed to meet the needs of each project, it is characterised by its high luminous rigour and has a series of accessories available to customise the function of the light.

ES
MOON gama exclusiva, única y preparada para no dejarle indiferente. Es una familia diseñada para completar las necesidades de cada proyecto, se caracteriza por su alto rigor lumínico y cuenta con una serie de accesorios disponibles para personalizar la función de la luz.

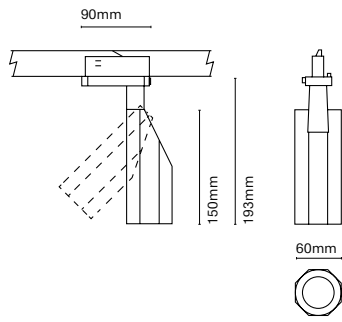
FR
Gamme exclusive et unique MOON et prêt à vous quitter indifférent. Il s'agit d'une famille conçue pour répondre aux besoins de chaque projet. Il se caractérise par une grande rigueur d'éclairage et dispose d'une série d'accessoires permettant de personnaliser la fonction de l'éclairage, la fonction de la lumière.

IT
MOON gamma unica ed esclusiva, ideata per non lasciarvi indifferenti. È una famiglia pensata per soddisfare le esigenze di ogni progetto, si caratterizza per l'alto rigore luminoso e ha una serie di accessori disponibili per personalizzare la funzione della luce.

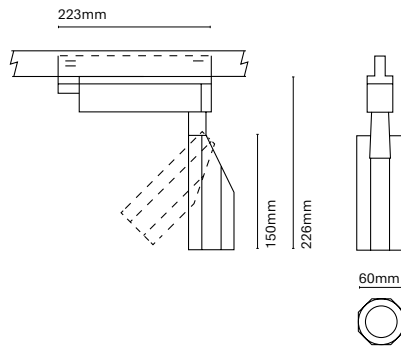
Index protection IP20	Colour temp. 2700K / 3000K / 4000K
Step McAdam 2-SDCM (06911- /06912-) 3-SDCM (06901- /06902- /06903-)	Technology LED Guarantee 5 years
Driver Included	Class I
CRI > 90	Voltage 230V
Lifetime 50.000h	



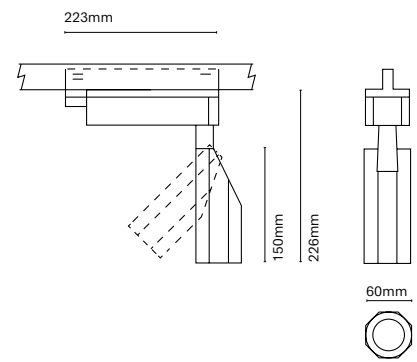
06901-
Moon Spotlight 60mm



06902-
Moon Spotlight 60mm



06903-
Moon Spotlight 60mm



	Colour	CRI/Temp.	Angle	Led	Dimming
06901-	0 White	H 927	1 12°	1 1030 lm / 9w	On-Off
	1 Black	E 930	2 24°		R Edge Cut
		F 940	3 38°		

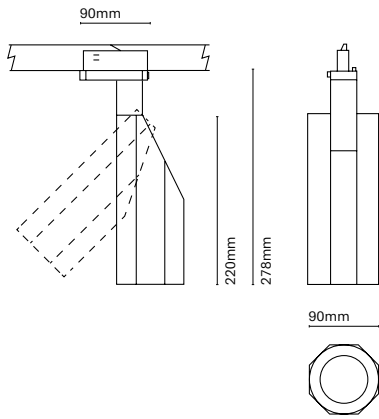
	Colour	CRI/Temp.	Angle	Led	Dimming
06902-	0 White	H 927	1 12°	2 1330lm / 13W	On-Off
	1 Black	E 930	2 24°		R Edge Cut
		F 940	3 38°		

	Colour	CRI/Temp.	Angle	Led	Dimming
06903-	0 White	H 927	1 12°	2 1330lm / 13W	On-Off
	1 Black	E 930	2 24°		D Dali
		F 940	3 38°		

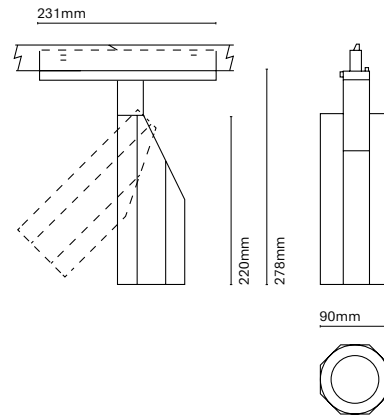
Accessories

06991-	Oval Flood 16x60°
06992-	Square lens
06993-	Moon 60 - Honeycomb

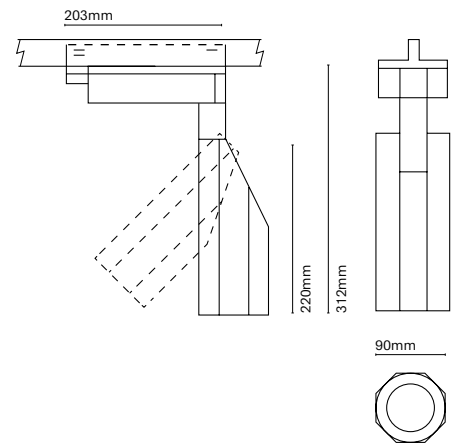
06911-
Moon Spotlight 90mm



06912-
Moon Spotlight 90mm



06912-
Moon Spotlight 90mm Dali



	Colour	CRI/Temp.	Angle	Led	Dimming
06911-	0 White	G 827	1 12°	2 1500 lm / 12 W	On-Off
	1 Black	C 830	2 24°	3 2000 lm / 17,5W	D Dali
		N 840	3 38°	4 3000 lm / 25W	
		H 927			
		E 930			
		F 940			
	Colour	CRI/Temp.	Angle	Led	Dimming
06912-	0 White	G 827	1 12°	5 4000 lm / 33W	On-Off
	1 Black	C 830	2 24°		D Dali
		N 840	3 38°		
		H 927			
		E 930			
		F 940			

Accessories

06995-	Oval Flood 16x60°
06996-	Wallwasher lens
06997-	Square Lens
06998-	Moon90 Honeycomb

Modest and elegant, BCN Spotlights family is made up of cylindrical bodies made of high-performance aluminum. Its simple and minimalist design allows for countless combinations playing with its different lengths, diameters, finishes and accessories. Available in all RAL color chart and also in an electrolytic coating for finishes in gold, copper and graphite.

BCN Spotlights

BCN 50
BCN 90
BCN 120

ES
Sobria y elegante, la familia BCN Spotlights está compuesta por proyectores formados por cuerpos cilíndricos fabricados en aluminio de extraordinaria pureza. Su diseño simple y minimalista permite realizar innumerables combinaciones jugando con sus diferentes longitudes, diámetros, acabados y accesorios.

Disponibile para carril o con base para techo. Tiene la posibilidad de personalizar con todos los colores de la carta RAL o también en baño electrolítico para acabados en dorado, bronce y grafito.

FR
Sobre et élégante, la famille BCN Spotlights est composée par des projecteurs constitués par des corps cylindriques fabriqués en aluminium d'une extraordinaire pureté. Son design simple et minimaliste permet d'innombrables combinaisons en jouant sur les différentes longueurs, diamètres, finitions et accessoires.

Disponibile sur rail ou avec une base de plafond. Il peut être personnalisé dans toutes les couleurs de la carte RAL ou en bain électrolytique pour les finitions or, bronze et graphite.

IT
Sobria ed elegante, la famiglia BCN Spotlights è composta da corpi cilindrici fabbricati in alluminio di straordinaria purezza. Il suo design semplice e minimalista permette innumerevoli combinazioni giocando con diverse lunghezze, diametri, finiture e accessori.

Disponibile per binario o con base a soffitto. Può essere personalizzato in tutti i colori della tabella RAL o in bagno elettrolitico per finiture in oro, bronzo e grafite.



The more diameter the cylinder has, the more power the luminaire gains and the option of putting special LEDs for businesses. This family offers a wide range of possibilities to adapt to the requirements of the environment. In addition, we also have it in suspended and surfaced version.

BCN 50 Spotlights



ES
Conforme más diámetro tiene el cilindro, más potencia gana la luminaria y existe la opción de poner led especial para comercios. Esta familia es muy polivalente y se adapta a los requerimientos de todo tipo de espacios. Además, también la tenemos en versión suspendida y adosada.

FR
Plus le diamètre du cylindre est grand, plus le luminaire gagne en puissance et il est possible d'installer des LED spéciales pour les magasins. Cette famille est très polyvalente et s'adapte aux exigences de tous les types d'espaces. En outre, nous disposons également d'une version suspendue et en surface.

IT
Più grande è il diametro del cilindro, più potenza guadagna l'apparecchio e c'è la possibilità di installare LED speciali per i negozi. Questa famiglia è molto versatile e si adatta alle esigenze di tutti i tipi di spazi. Inoltre, lo abbiamo anche in una versione sospesa e in superficie.

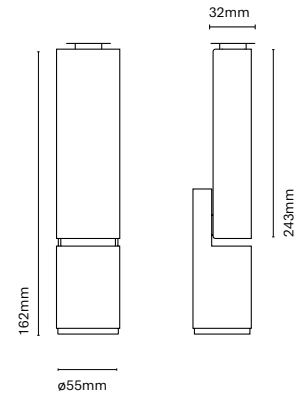
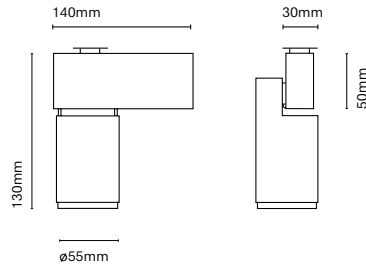
Index protection IP20	Colour temp. 2700K / 3000K / 4000K
Step McAdam 3-SDCM	Technology LED
Driver Included	Guarantee 5 years
CRI > 90	Class I
Lifetime 50.000h	Voltage 230V

06504-
BCN 50 Spotlight Base

06505-
BCN 50 Spotlight Track

06506-
BCN 50 Tubular Spotlight Base

06507-
BCN 50 Tubular Spotlight Track



Honeycomb available for greater visual comfort.

Play with the front rings in special finishes to create unique and friendly atmospheres.

	Colour	CRI/Temp.	Angle	Led	Dimming
06504-	0 White	H 927	2 20°	0 760 lm / 6W **	On-Off
06505-	1 Black	E 930	4 40°	1 1030 lm / 9W	N* Dali no-push
	2 Grey	F 940	6 60°	2 1330 lm / 13W (*)	R* Edge cut
P	Aluminium	D* 918-930			

* Dim to warm (1800K - 3000K): Only available with 6W dimmable version.

** Dim to warm 635lm / 6W

(*)13W are not available in Dali dimming

	Colour	CRI/Temp.	Angle	Led
06506-	0 White	H 927	2 20°	0 760 lm / 6W
06507-	1 Black	E 930	4 40°	1 1030 lm / 9W
	2 Grey	F 940	6 60°	2 1330 lm / 13W (*)
P	Aluminium			

Accessories

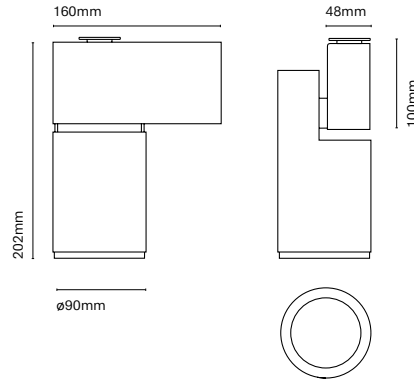
06585- Honeycomb

06586- Front Ring	Colour	
	● 0	White
	● 1	Black
	● 2	Grey
	● A	Copper
	● D	Gold
	● R	Red
	● G	Graphite

BCN 90 Spotlights

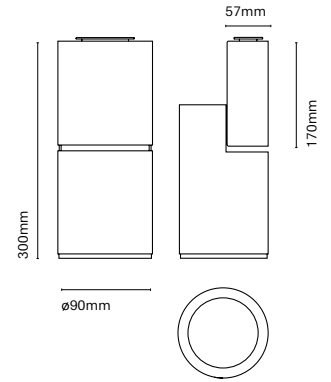
06512-
BCN 90 Spotlight Base

06513-
BCN 90 Spotlight Track



06514-
BCN 90 Tubular Spotlight Base

06515-
BCN 90 Tubular Spotlight Track



	Colour	CRI/Temp.	Angle	Led	Dimming
06512-	0 White	G 827	1 15°	2 1500 lm / 12W	On-Off
06513-	1 Black	C 830	3 36°	3* 2000 lm / 17,5W	D* Dali
	2 Grey	N 840	6 60°	4 3000 lm / 25W	B Bluetooth
	P Aluminium	H 927		5 4000 lm / 33W	
		E 930			
		F 940			
		T* 825-870			

*The combination required for Tuneable White

	Colour	CRI/Temp.	Angle	Led	Dimming
06512-	0 White	B Bakery	1 15°	3 2000 lm	On-Off
06513- Special Food Retail	1 Black	M Meat	3 36°	4 3000 lm	D Dali
	2 Grey	P Fish	6 60°		B Bluetooth
	P Aluminium	V Fruit			
		R Retail			

	Colour	CRI/Temp.	Angle	Led	Dimming
06514-	0 White	G 827	1 15°	2 1500 lm / 12W	On-Off
06515-	1 Black	C 830	3 36°	3 2000 lm / 17,5W	D Dali
	2 Grey	N 840	6 60°	4 3000 lm / 25W	B Bluetooth
	P Aluminium	H 927		5 4000 lm / 33W	
		E 930			
		F 940			

	Colour	CRI/Temp.	Angle	Led	Dimming
06514-	0 White	B Bakery	1 15°	3 2000 lm	On-Off
06515- Special Food Retail	1 Black	M Meat	3 36°	4 3000 lm	D Dali
	2 Grey	P Fish	6 60°		B Bluetooth
	P Aluminium	V Fruit			
		R Retail			

Accessories

06591-	Honeycomb
06590-	Sculpture Lens

06592-	Front Ring
--------	------------

Colour	
0	White
1	Black
2	Grey
A	Copper
D	Gold
R	Red
G	Graphite

Index protection IP20	Colour temp. 2700K / 3000K / 4000K
Flicker Flicker free	Tuneable White 2500K-7000K
Step McAdam 2-SDCM	Technology LED
Driver Included	Guarantee 5 years
CRI > 90	Class I
Lifetime 50.000h	Voltage 230V
	Bluetooth >12m



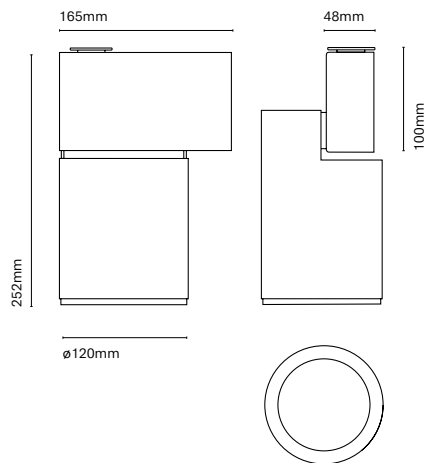
Honeycomb available for greater visual comfort.

Play with the front rings in special finishes to create unique and friendly atmospheres.



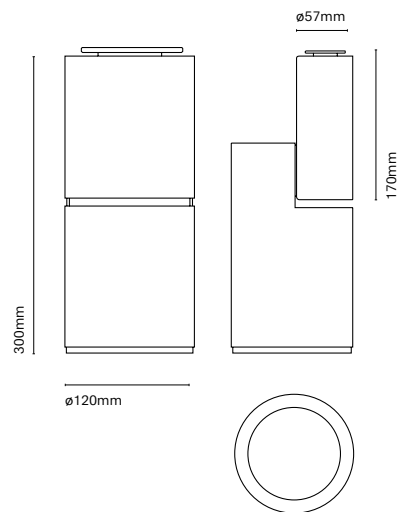
06532-
BCN 120 Spotlight Base

06533-
BCN 120 Spotlight Track



06534-
BCN 120 Tubular Spotlight Base

06535-
BCN 120 Tubular Spotlight Track



BCN 120 Spotlights

Index protection
IP20

Colour temp.
2700K / 3000K / 4000K

Flicker
Flicker free

Tuneable White
2500K–7000K

Step McAdam
2–SDCM

Technology
LED

Driver
Included

Guarantee
5 years

CRI
> 90

Class
I

Lifetime
50.000h

Voltage
230V

Bluetooth
>12m

	Colour	CRI/Temp.	Angle	Led	Dimming
06532–	0 White	G 827	1 15°	2 1500 lm / 12W	On–Off
06533–	1 Black	C 830	3 36°	3* 2000 lm / 17,5W	D* Dali
	2 Grey	N 840	6 60°	4* 3000 lm / 25W	B Bluetooth
	P Aluminium	H 927		5 4000 lm / 33W	
		E 930		6 5000 lm / 37W	
		F 940		7 6000 lm / 43W	
		T* 825–870			

* The combination required for Tuneable White

	Colour	CRI/Temp.	Angle	Led	Dimming
06532–	0 White	B Bakery	1 15°	3 2000 lm	On–Off
06533–	1 Black	M Meat	3 36°	4 3000 lm	D Dali
Special	2 Grey	P Fish	6 60°		B Bluetooth
Food	P Aluminium	V Fruit			
Retail		R Retail			

	Colour	CRI/Temp.	Angle	Led	Dimming
06534–	0 White	G 827	1 15°	2 1500 lm / 12W	On–Off
06535–	1 Black	C 830	3 36°	3 2000 lm / 17,5W	D* Dali
	2 Grey	N 840	6 60°	4 3000 lm / 25W	B Bluetooth
	P Aluminium	H 927		5 4000 lm / 33W	
		E 930		6 5000 lm / 37W	
		F 940		7 6000 lm / 43W	

	Colour	CRI/Temp.	Angle	Led	Dimming
06534–	0 White	B Bakery	1 15°	3 2000 lm	On–Off
06535–	1 Black	M Meat	3 36°	4 3000 lm	D Dali
Special	2 Grey	P Fish	6 60°		B Bluetooth
Food	P Aluminium	V Fruit			
Retail		R Retail			

Accessories

06596–	Honeycomb
06595–	Sculpture Lens

06597–	Front Ring
--------	------------

Colour	
0 White	○
1 Black	●
2 Grey	●
A Copper	●
D Gold	●
R Red	●
G Graphite	●

Slide is a family of track-mounted spotlights characterized by its elegant square shape and small dimensions. There are two versions, one as a projector with lenses and the other as a wall washer.

Slide

Index protection IP20	Technology LED
Driver Included	Guarantee 5 years
CRI > 80	Class I
Lifetime 50.000h	Voltage 230V
Colour temp. 3000K / 4000K	

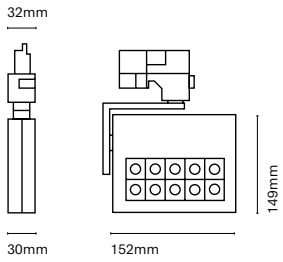
ES
Slide es una familia de proyectores a carril que se caracteriza por su elegante forma cuadrada y sus pequeñas dimensiones. Existen dos versiones, una como proyector con lentes y otra en bañador de pared.

FR
Slide est une famille de projecteurs sur rail caractérisée par sa forme carrée élégante et ses petites dimensions. Il existe deux versions, l'une en tant que projecteur avec des lentilles et l'autre en tant que lèche-mur.

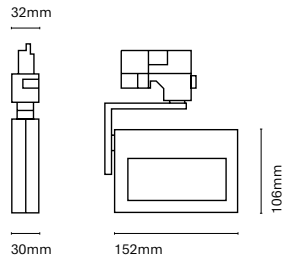
IT
Slide è una famiglia di proiettori a binario caratterizzata da un'elegante forma quadrata e da dimensioni ridotte. Ci sono due versioni, una come proiettore con lenti (proiezione focalizzata) e l'altra come bagno di parete (proiezione omogenea).



06301-
Slide Spotlight



06311-
Slide Wallwasher

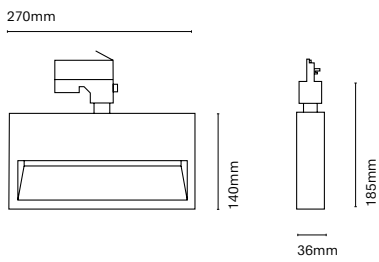


	Colour	CRI/Temp.	Angle	Led	Dimming
06301-	0 White	C 830	1 12°	1 1300 lm / 15W	On-Off
	1 Black	N 840	2 20°		
			3 30°		
			6 60°		

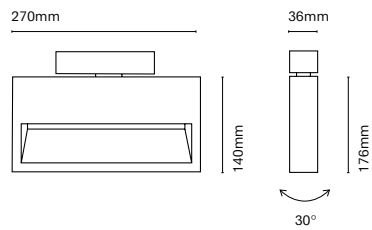
	Colour	CRI/Temp.	Angle	Led	Dimming
06311-	0 White	C 830	9 100°	1 1900 lm / 15W	On-Off
	1 Black	N 840			



06315-
Slide L Wallwasher Track



06316-
Slide L Ceiling/Wall Base



	Colour	CRI/Temp.	Angle	Led	Dimming
06315-	0 White	S 830/840	9 100°	5 4600lm / 34W	On-Off
06316-	1 Black				D Dali





ES

La nueva luminaria lineal para oficinas, supermercados y espacios de trabajo. Un producto versátil que destaca por su tecnicidad, la posibilidad de diferentes lentes y una instalación muy sencilla además de poder combinarla con diferentes productos NEXIA. Las diferentes lentes con las que cuenta el producto LINJE le permite ofrecer 4 posibles ópticas: Elíptico 30°x90°, Simétrico de 90°, Asimétrico de 20° y Doble asimétrico de 30°. Este producto es compatible con todos los proyectores de NEXIA. Algunos productos suspendidos pueden ir instalados en el carril. Consulte con nosotros para más información.

FR

Le nouveau luminaire linéaire pour les bureaux, supermarchés et espaces de travail. Un produit polyvalent qui se distingue par sa technicité, la possibilité de différentes optiques et une installation très simple, ainsi que par la possibilité de le combiner avec différents produits NEXIA. Les différentes optiques du produit LINJE vous offrent 4 angles différents: Elliptique 30°x90°, Symétrique 90°, Asymétrique 20° et Double asymétrique 30°. Ce produit est compatible avec tous les projecteurs NEXIA. Certains produits suspendus peuvent être installés dans le rail. Contactez-nous pour plus d'informations.

IT

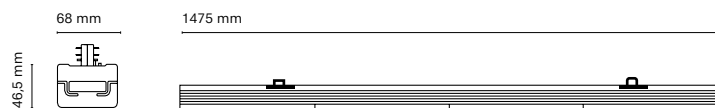
Il nuovo apparecchio lineare per uffici, supermercati e aree di lavoro. Un prodotto versatile che si distingue per la sua tecnica, disponibilità di lenti differenti, possibilità di diversi obiettivi e un'installazione molto semplice. Inoltre, è possibile combinarlo con diversi prodotti NEXIA. Le varie lenti disponibili per il prodotto LINJE offrono 4 ottiche possibili: Ellittica 30°x90°, simmetrica 90°, asimmetrica 20° e doppia asimmetrica 30°. Questo prodotto è compatibile con tutti i proiettori NEXIA. Alcuni prodotti sospesi possono essere installati sul binario. Contattateci per maggiori informazioni.

The new linear luminaire for offices, supermarkets and workspaces. A versatile product that stands out for its technicality, the possibility of different lenses and a very simple installation, as well as being able to combine it with different NEXIA products. The different optics of the LINJE product gives you 4 possibilities of beam angles: Elliptic 30°x90°, Symetric 90°, Asymmetric 20° and Double asymmetric 30°. This product is compatible with all NEXIA spotlights. Some suspended products can be installed in the track. Contact us for more information


Index protection IP20	Colour temp. 3000K / 4000K
Flicker Flicker free	Technology LED
Step McAdam 3-SDCM	Guarantee 5 years
Driver Included	Class I
CRI > 90	Voltage 230V
Lifetime 50.000h	Bluetooth >10m

Linje

23501-



Beam angles



	Colour	CRI/Temp.	Angle	Led	Dimming
23501-	0 White	E 930	9 90°	8 7500 lm / 53 W	On-Off
	1 Black	F 940	D Double Asym 30°	9 9000 lm / 63 W	F Dali Single phase
			A Asym 20°		B Bluetooth
			E 30° x 90° (Elliptic)		

ES

Ahora INFINITY DOT S DOWN disponible para carril. Esta estructura lineal genera gran confort visual y es ideal para completar tus proyectos.

FR

INFINITY DOT S DOWN est maintenant disponible pour la rail. Cette structure linéaire génère un grand confort visuel et est idéale pour compléter vos projets.

IT

Ora INFINITY DOT S DOWN è disponibile per il binario. Questa struttura lineare genera un gran confort visuale ed è ideale per completare i tuoi progetti.

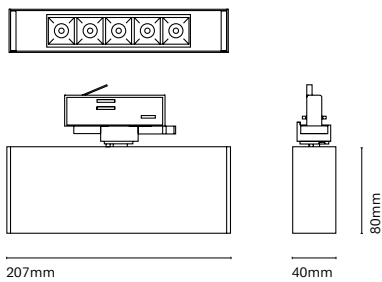
Dot S Track

INFINITY DOT S DOWN is now available for track. This linear structure generates great visual comfort and is ideal to complete your projects.

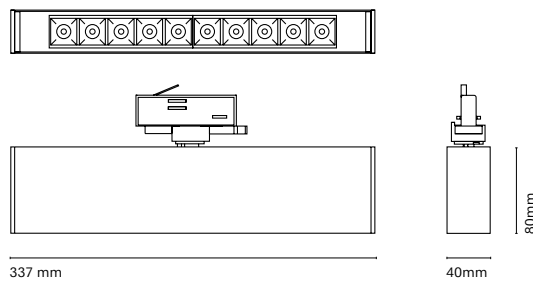
Index protection IP20	Lifetime 50.000h
UGR < 13	Colour temp. 2700K / 3000K / 4000K
Flicker Flicker free <5%	Technology LED
Step McAdam 3-SDCM	Guarantee 5 years
Driver Included	Class I
CRI > 90	Voltage 230V



16661-



16662-



	Colour	CRI/Temp.	Angle	Led	Dimming
16661-	0 White	H 927	1 12°	0 620 lm / 5W	On-Off
	1 Black	E 930	3 34°	1 1050 lm / 10W	N Dali no-push
	2 Grey	F 940	4 48°		

	Colour	CRI/Temp.	Angle	Led	Dimming
16662-	0 White	H 927	1 12°	1 1050 lm / 10W	On-Off
	1 Black	E 930	3 34°	3 2100 lm / 20W	N Dali no-push
	2 Grey	F 940	4 48°		

Index protection IP20	Colour temp. 2700K / 3000K / 4000K
Flicker Flicker free	Technology LED
Step McAdam 2-SDCM	Guarantee 5 years
Driver Included	Class I / II (18132-)
CRI > 80/90	Voltage 230V
Lifetime 50.000h	



Box Bucket

BOX Bucket family is a spotlight led luminaire manufactured using high-performance aluminum extrusion. It reaches very high light packages, allowing the body of the luminaire to be tilted individually as well as to direct the light. Available in all RAL color chart and also in an electrolytic coating for finishes in gold, copper and graphite. With a unique and architectural design, any type of project is ideal since it allows the luminaire to be configured to suit the consumer. In addition, it is also available in a suspended, surfaced-ceiling and wall version.

ES

La familia BOX Bucket es una luminaria compuesta por proyectores led fabricada mediante la extrusión de aluminio de alta pureza. Existente con base o directamente al techo, llega a paquetes luminicos muy altos y permite bascular tanto el cuerpo de la luminaria como direccionar la luz. Disponible en todos los colores de la carta RAL y también en baño electrolítico para acabados en dorado, bronce y grafito. De diseño único y arquitectónico, es idónea cualquier tipología de proyecto ya que permite configurar la luminaria al gusto del consumidor. Además, también la tenemos en versión suspendida, adosada y aplique.

FR

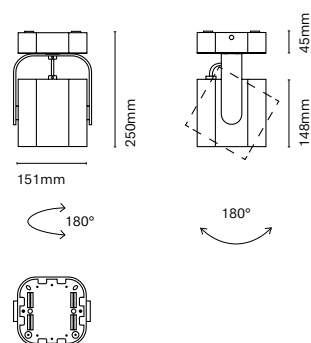
La famille BOX Bucket est un luminaire composé de projecteurs LED fabriqués par extrusion d'aluminium de haute pureté. Disponible avec une base ou directement au plafond, il atteint des paquets lumineux très élevés et permet à la fois d'incliner le corps du luminaire et de diriger la lumière. Disponible dans toutes les couleurs de la carte RAL et également en bain électrolytique pour les finitions or, bronze et graphite. Avec un design unique et architectural, il est idéal pour tout type de projet car il permet de configurer le luminaire en fonction des goûts du consommateur. En outre, il est également disponible en version suspendue, en saillie et en applique murale.

IT

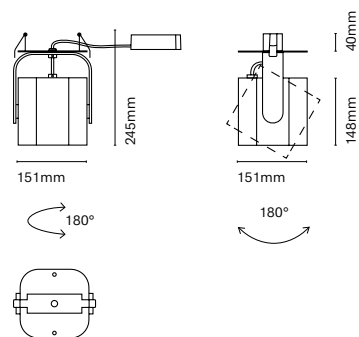
La famiglia BOX Bucket è un apparecchio composto da proiettori LED fabbricati per estrusione di alluminio ad alta purezza. Disponibile con una base o direttamente a contatto con il soffitto, raggiunge pacchetti luminosi molto alti e permette sia l'inclinazione del corpo dell'apparecchio che la direzione della luce. Disponibile in tutti i colori della tabella RAL e anche in bagno elettrolitico per finiture in oro, bronzo e grafite. Con un design unico e architettonico, è ideale per qualsiasi tipo di progetto in quanto permette di configurare l'apparecchio in base al gusto del consumatore. Inoltre, è disponibile anche in versione sospesa, a superficie e a parete.



18131-
Box Bucket surface base



18132-
Box Bucket false ceiling



	Colour	CRI/Temp.	Angle	Led	Dimming
18131-	0 White	G 827	1 15°	2 1500 lm / 12W	On-Off
18132-	1 Black	C 830	3 36°	3 2000 lm / 17,5W	D Dali
	2 Grey	N 840	7 70°	4 3000 lm / 25W	
	A Copper	H 927		5 4000 lm / 33W	
	D Gold	E 930			
	G Graphite	F 940			


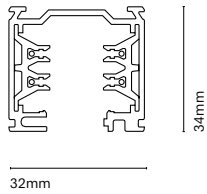


Headquarters L.C by Mirror Studio
Photography by Pol Viladoms

Tracks

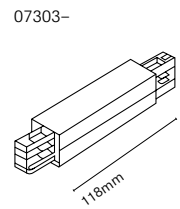
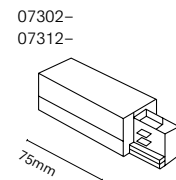
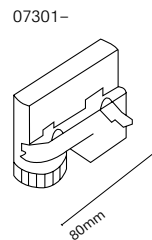
Surface mounted / Suspended

07101-
07102-
07103-
Three-Phase 16A Track System
Surface Mounted



07101-	Track 100cm
07102-	Track 200cm
07103-	Track 300cm

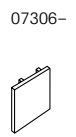
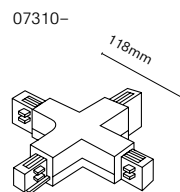
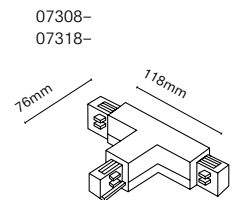
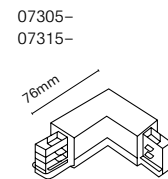
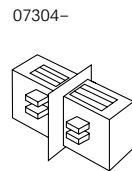
Colour	
0	White
1	Black
8	Aluminium



Accessories


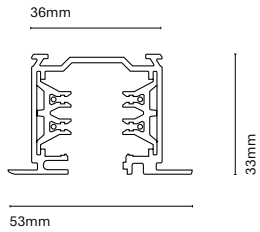
07306-	End Cap - 34x40mm
07307-	Electrified Flexible Bend Joint
07309-	Suspension kit (3.00ml-1 uds)
07301-	Universal connector
07302-	Right power supply
07312-	Left power supply
07303-	Central power supply
07304-	Contact joint
07305-	Internal 90° connector
07315-	External 90° connector
07308-	Internal right "T" connector
07318-	Internal left "T" connector
07310-	External "X" joint

Colour	
0	White
1	Black
8	Aluminium



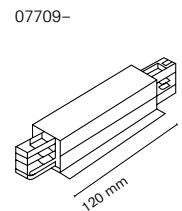
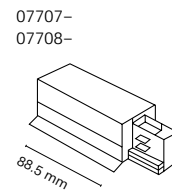
Recessed

07701-
07702-
07703-
Three-Phase 16A Track System
Recessed



07701-	Track 100cm
07702-	Track 200cm
07703-	Track 300cm

Colour	
0	White
1	Black
8	Aluminium




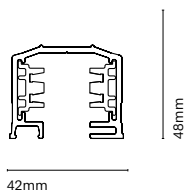
Accessories

07706-	End Cap - 34x40mm
07704-	Contact joint
07707-	Right power supply
07708-	Left power supply
07709-	Central power supply
07710-	False Ceiling Suspension for recessed track
07705-	Recessed track ceiling kit

Colour	
0	White
1	Black
8	Aluminium

Surface mounted / Suspended Dali

07751-
07752-
07753-
Dali Eutrac 16A Track System
Surface Mounted



07751-	Track 100cm
07752-	Track 200cm
07753-	Track 300cm

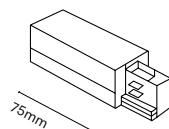
Colour	
0	White
1	Black
8	Aluminium

Accessories

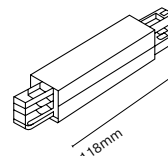
07760-	End Cap - 34x40mm
07770-	Suspension kit (1.50cm)
07771-	Suspension kit (3.00cm)
07758-	Right power supply
07759-	Left power supply
07761-	External 90° connector
07762-	Internal 90° connector
07763-	Central power supply
07773-	Contact joint
07776-	Internal left "T" connector
07777-	Internal right "T" connector
07778-	External left "T" connector
07779-	External right "T" connector
07787-	Track Monopoint
	Dali Eutrac color
07780-	External "X" connector

Colour	
0	White
1	Black
8	Aluminium

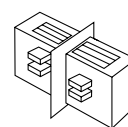
07758-
07759-



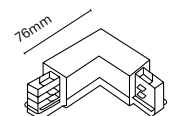
07763-



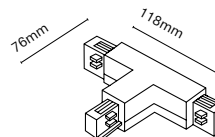
07763-



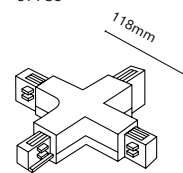
07761-
07762-



07776-
07777-
07778-
07779-



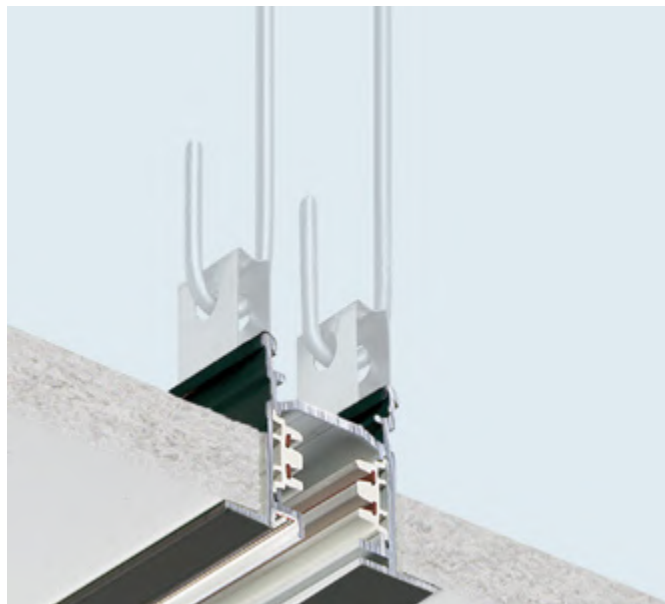
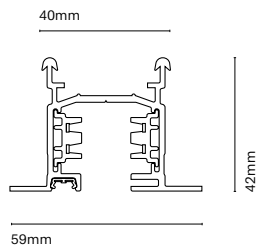
07780-



07760-



07755-
07756-
Dali Eutrac 16A Track System
Recessed



07755-	Track 200cm
07756-	Track 300cm

Colour	
0	White
1	Black

Accessories

07766-	End Cap - 34x40mm
07772-	Suspension kit (1.50ml)
07764-	Right power supply
07765-	Left power supply
07767-	External 90° connector
07768-	Internal 90° connector
07775-	Central power supply
07774-	Contact joint
07782-	Internal left "T" connector
07781-	Internal right "T" connector
07784-	External left "T" connector
07783-	External right "T" connector
07785-	External "X" connector

Colour	
0	White
1	Black

07764-



07764-



07766-



07767-



07768-



07774-



07775-



07781-



07782-



07783-



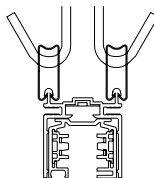
07784-



07785-



07772-





Headquarters L.C by Mirror Studio
Photography by Pol Viladoms

Downlights

Boxet
p. 148



Tolva
p. 154



Tolva Mini
p. 159



Bumpy
p. 160



Paw
p. 162




Topo
p. 164



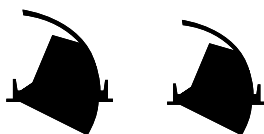
Drac
p. 166



Plaster Trimless
p. 170




Pull Out
p. 172



Pull Out SQ
p. 174



Kardan
p. 175



Hut
p. 180



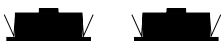
Pro N
p. 182



Pro SQ
p. 184



Confort
p. 186



Confort S
Adjustable
p. 187



Inox S
p. 188



Mini
p. 194



Plaster
p. 196



Boxet is a family of a small high-power recessed luminaries with a minimalist and clean effect. The Unified Glare Rate (UGR) is less than 13 thanks to its reflector that makes almost imperceptible that it is on and does not dazzle. This makes it ideal for projects that require high visual comfort. Available in modules of one, two, five and ten; It has a modular fixed or tilting version



Boxet

Index protection IP20	Colour temp. 2700K / 3000K / 4000K
UGR <13	Technology LED
Flicker Flicker free <5%	Guarantee 5 years
Step McAdam 3-SDCM	Class II
Driver Included	Voltage 230V
CRI > 90	Bluetooth >20m
Lifetime 50.000h	Tilting 30° (19205- / 19210-)



ES

La familia BOXET está compuesta por pequeña luminaria empotrable de alta potencia que nos permite alcanzar un efecto minimalista y limpio. El UGR o índice de deslumbramiento unificado es menor a 13 gracias a su reflector hace que sea casi imperceptible que está encendida y no deslumbre nada. Esto la hace ideal para proyectos que requieren un alto confort visual. Disponible en módulos de uno, dos, cinco y diez; tiene versión modular fija o basculante.

FR

La famille BOXET est composée de petits luminaires encastrés de haute puissance qui nous permettent d'obtenir un effet minimaliste et propre. L'UGR ou indice d'éblouissement unifié est inférieur à 13 grâce à son réflecteur qui rend presque imperceptible le fait qu'il soit allumé et n'éblouit pas du tout. Il est donc idéal pour les projets qui exigent un grand confort visuel. Disponible en modules de un, deux, cinq et dix, il est disponible en version modulaire fixe ou inclinable.

IT

La famiglia BOXET è composta da piccoli apparecchi da incasso ad alta potenza che permettono di ottenere un effetto minimalista e pulito. L'UGR, o indice di abbagliamento unificato, è inferiore a 13: grazie al suo riflettore quasi non si nota che è acceso e non abbaglia affatto. Questa qualità lo rende ideale per progetti che richiedono un elevato confort visivo. Disponibile in moduli da uno, due, cinque e dieci; ha una versione modulare fissa o inclinabile.

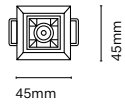


Apartment in Sabadell by Exitprojectes Arquitectos.
Photography by Eugeni Aguiló

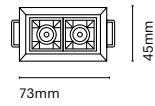




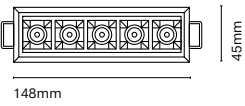
19101-



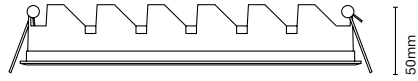
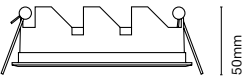
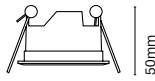
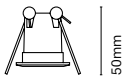
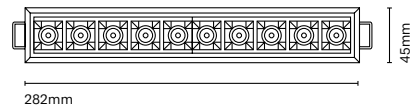
19102-



19105-



19110-



	Colour/Reflector	CRI/Temp.	Angle	Led	Dimming
19101-	0 White / Black	H 927	1 12°	0 210 lm / 2W	On-Off
	1 Black	E 930	3 34°		N Dali no-push
	W White / White	F 940	4 48°		
	V White / Copper				
	Z White / Gold				
	B Black / Copper				
	K Black / Gold				

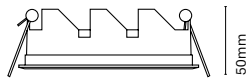
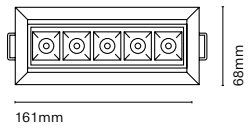
	Colour/Reflector	CRI/Temp.	Angle	Led	Dimming
19102-	0 White / Black	H 927	1 12°	0 420 lm / 4W	On-Off
	1 Black	E 930	3 34°		N Dali no-push
	W White / White	F 940	4 48°		
	V White / Copper				
	Z White / Gold				
	B Black / Copper				
	K Black / Gold				

	Colour/Reflector	CRI/Temp.	Angle	Led	Dimming	Emergency
19105-	0 White / Black	H 927	1 12°	1 1050 lm / 10W	- On-Off	- No Emergency
	1 Black	E 930	3 34°		D Dali	EM Kit 1h
	W White / White	F 940	4 48°		B Bluetooth	
	V White / Copper				Z Zigbee	
	Z White / Gold					
	B Black / Copper					
	K Black / Gold					

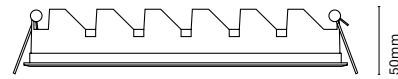
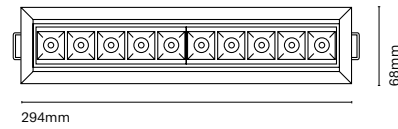
	Colour/Reflector	CRI/Temp.	Angle	Led	Dimming	Emergency
19110-	0 White / Black	H 927	1 12°	2 2100 lm / 20W	- On-Off	- No Emergency
	1 Black	E 930	3 34°		D Dali	EM Kit 1h
	W White / White	F 940	4 48°		N Dali no-push	
	V White / Copper				B Bluetooth	
	Z White / Gold				Z Zigbee	
	B Black / Copper					
	K Black / Gold					



19205-
Boxet Adjustable 10 W



19210-
Boxet Adjustable 20 W



	Colour	CRI/Temp.	Angle	Led	Dimming	Emergency
19205-	0 White	H 927	1 12°	1 1050 lm / 10W	- On-Off	- No Emergency
	1 Black	E 930	3 34°		D Dali	EM Kit 1h
	W White / White	F 940	4 48°		B Bluetooth	
	V White / Copper				Z Zigbee	
	Z White / Gold					
	B Black / Copper					
	K Black / Gold					


	Colour	CRI/Temp.	Angle	Led	Dimming	Emergency
19210-	0 White	H 927	1 12°	0 2100 lm / 20W	- On-Off	- No Emergency
	1 Black	E 930	3 34°		D Dali	EM Kit 1h
	W White / White	F 940	4 48°		N Dali no-push	
	V White / Copper				B Bluetooth	
	Z White / Gold				Z Zigbee	
	B Black / Copper					
	K Black / Gold					



Tolva

TOLVA helps us to complete those projects that require high visual comfort with the latest LED technology. It has a design that stands out for its complete integration into the space, four different sizes and is available in all RAL color chart. For more elegant projects, we also have an electrolytic coating for finishes in gold, copper and graphite

In addition, Tolva now incorporates dim to warm technology that allows not only the regulation of the intensity of the light but also that the color temperature of the same varies from a warm white (3000K) to an ultra-warm white, simulating the light of one candle (1800K). Other news are that the height of the luminaire has been reduced to fit any ceiling and is available in IP54.

Index protection IP20 / IP54	Colour temp. 2700K / 3000K / 4000K
Flicker Flicker free <7%	 Dim to warm (1800K-3000K)
Step McAdam 3-SDCM	Technology LED
Driver Included	Guarantee 5 years
CRI > 90	Class II
Lifetime 50.000h	Voltage 230V
	Bluetooth >20m

ES

TOLVA nos ayuda a abordar proyectos que requieren un confort visual elevado con la última tecnología LED. Cuenta con un diseño que destaca por la integración completa en el espacio, cuatro tamaños distintos y está disponible en todos los colores de la carta RAL. Para aquellos proyectos más elegantes, disponemos también de baño electrolítico para acabados en dorado, bronce y grafito.

Además, ahora Tolva incorpora la tecnología dim to warm que permite no solo la regulación de la intensidad de la luz sino también que la temperatura de color de la misma varíe desde un blanco cálido (3000K) a un blanco ultra cálido, simulando la luz de una vela (1800K). Otras novedades son que se ha reducido la altura de la luminaria para que encaje en cualquier techo y está disponible en IP54.

FR

TOLVA nous aide à aborder les projets qui exigent un grand confort visuel avec la dernière technologie LED. Il présente un design qui se distingue par son intégration complète dans l'espace, quatre tailles différentes et est disponible dans toutes les couleurs de la carte RAL. Pour les projets plus élégants, nous disposons également de bains électrolytiques pour les finitions or, bronze et graphite.

En outre, Tolva intègre désormais la technologie dim to warm qui permet non seulement de réguler l'intensité de la lumière mais aussi de faire varier la température de couleur de celle-ci d'un blanc chaud (3000K) à un blanc ultra chaud, simulant la lumière d'une bougie (1800K). Autres nouveautés : la hauteur du luminaire a été réduite pour s'adapter à tous les plafonds et il est disponible en IP54.

IT

TOLVA ci aiuta a realizzare progetti che richiedono un elevato comfort visivo con la più recente tecnologia LED. Ha un design che si distingue per la sua completa integrazione nello spazio, quattro diverse dimensioni ed è disponibile in tutti i colori della tabella RAL. Per i progetti più eleganti, abbiamo anche bagni elettrolitici per finiture in oro, bronzo e grafite.

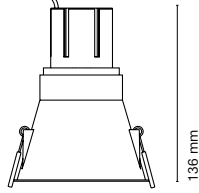
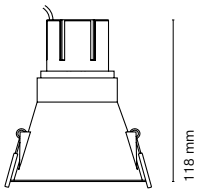
Inoltre, Tolva ora incorpora la tecnologia dim to warm che permette non solo la regolazione dell'intensità della luce ma anche che la temperatura di colore che varia da un bianco caldo (3000K) a un bianco ultra caldo, simulando la luce di una candela (1800K). Altre nuove caratteristiche riguardano l'altezza dell'apparecchio, che è stata ridotta per adattarsi a qualsiasi soffitto ed è disponibile in IP54.

Tolva L

00401-
Tolva L SYM

6/9 W

13 W



ø105 mm

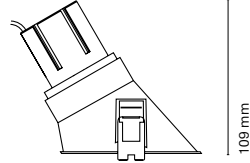
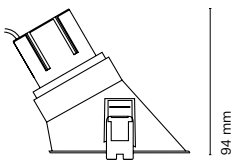
ø105 mm



00402-
Tolva L ASYM

6/9 W

13 W



ø105 mm

ø105 mm

	Colour	CRI/Temp.	Angle	Led	Dimming	Index Protection	Emergency
00401-	0 White	H 927	2 20°	0 780 lm / 6W**	- On-Off	- IP20	- No emergency
00402-	1 Black	E 930	4 40°	1 1070 lm / 9W	D* Dali	P IP54	EM Kit 1h
	A Copper	F 940	6 60°	2 1400 lm / 13W	R* Edge Cut		
	D Gold	D* 918-930			B Bluetooth		
	G Graphite				Z Zigbee		

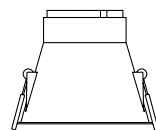
Cut-out 100 mm

* Dim to warm (1800K - 3000K): Only available with 6W dimmable version.

** Dim to warm 635lm / 6W

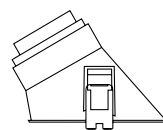
	Colour
00401-	0GU White
00402-	1GU Black
	8GU Aluminum
	AGU Copper
	DGU Gold
	GGU Graphite
	RGU Red

00401-
Tolva L SYM GU10



ø105 mm

00402-
Tolva L ASYM GU10



ø105 mm

Cut-out 100 mm

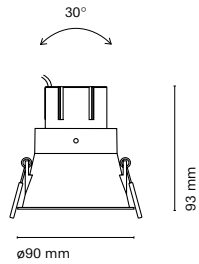
Accessories

15045-1 Honeycomb

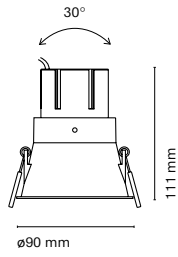
Tolva M

00411-
Tolva M Adjustable

6/9 W



13 W



	Colour	CRI/Temp.	Angle	Led	Dimming	Index Protection	Emergency
00411-	0 White	H 927	2 20°	0 780 lm / 6W**	- On-Off	- IP20	- No Emergency
	1 Black	E 930	4 40°	1 1070 lm / 9W	D* Dali	P IP54	EM Kit 1h
	A Copper	F 940	6 60°	2 1400 lm / 13W	R* Edge Cut		
	D Gold	D* 918-930			B Bluetooth		
	G Graphite				Z Zigbee		

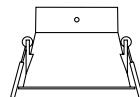
Cut-out 85mm

* Dim to warm (1800K - 3000K): Only available with 6W dimmable version.

** Dim to warm 635lm / 6W

Colour
0GU White
1GU Black
8GU Aluminum
AGU Copper
DGU Gold
GGU Graphite
RGU Red

00411-
Tolva M Adjustable GU10



Cut-out 85 mm

ø90 mm

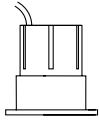
Accessories

15045-1 Honeycomb

Tolva S

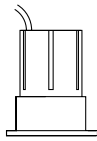
00293-
Tolva S

6/9 W



62 mm

13 W



80 mm



ø60 mm



ø60 mm



	Colour	CRI/Temp.	Angle	Led	Dimming	Index Protection	Emergency
00293-	0 White	H 927	2 20°	0 780 lm / 6W**	- On-Off	- IP20	- No Emergency
	1 Black	E 930	4 40°	1 1070 lm / 9W	D* Dali	P IP54	EM Kit 1h
	A Copper	F 940	6 60°	2 1400 lm / 13W	R* Edge Cut		
	D Gold	D* 918-930			B Bluetooth		
	G Graphite				Z Zigbee		

Cut-out 57 mm

* Dim to warm (1800K - 3000K): Only available with 6W dimmable version.

** Dim to warm 635lm / 6W

Colour	00293- Tolva S GU10
0GU White	
1GU Black	
8GU Aluminum	
AGU Copper	
DGU Gold	
GGU Graphite	
RGU Red	

Cut-out 57 mm ø60 mm

Accessories

15045-1	Honeycomb
---------	-----------

Tolva Mini



Index protection
IP44 (IP20 superior)

Colour temp.
2700K / 3000K / 4000K

UGR
< 13

Technology
LED

Flicker
Flicker free

Guarantee
5 years

Step McAdam
3-SDCM

Class
II

Driver
Included

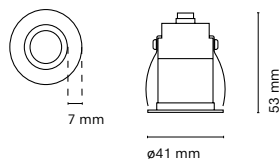
Voltage
230V

CRI
> 90

Cut-out
Ø37mm

Lifetime
50.000h

00150-



	Colour	CRI/Temp.	Angle	Led	Dimming
00150-	0 White	H 927	0 8°	0 180lm/3W	- On-Off
	1 Black	E 930	1 12°		D Dali
	(*)	F 940	3 36°		

(*) Special front ring colours (in paint) on request, minimum 10 units.

Bumpy is a semi-recessed luminaire designed to provide a solution for technical lighting in spaces with low ceilings. Its aesthetic guarantees an impeccable lighting effect and high visual comfort. Available in special finishes (gold, graphite and copper), IP 54 for bathroom areas and with Bluetooth and Zigbee dimming systems. Bumpy also has a version with Dim to Warm technology, allowing you to adjust the colour temperature from 1800K to 3000K; it is the perfect solution for residential projects.

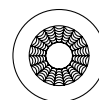
Index protection IP54 (IP20)	Colour temp. 2700K / 3000K / 4000K
Flicker Flicker free <7%	⊙ Dimm to warm 1800K-3000K
Step McAdam 3-SDCM	Technology LED
Driver Included	Guarantee 5 years
CRI > 90	Class II
Lifetime 50.000h	Voltage 230V
	Cut-out Ø57mm

Bumpy

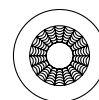
00160-

6/9 W

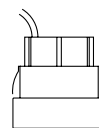
13 W



Ø61 mm

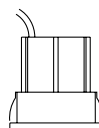


Ø61 mm



20 mm

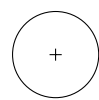
40 mm



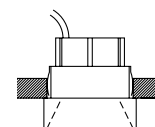
20 mm

57 mm

Cut-out



Ø57 mm



ES

Bumpy es una luminaria semi empotrada diseñada para solucionar la iluminación técnica en espacios con techos bajos. Su estética garantiza un efecto lumínico impecable y con un alto confort visual. Disponible en acabados especiales (dorado, grafito y cobre), IP 54 para zonas de baños y con sistemas de regulación Bluetooth y Zigbee. A parte Bumpy cuenta con una versión con tecnología Dim to Warm, permitiéndote regular la temperatura de color des de 1800K a 3000K, es la solución ideal para proyectos residenciales.

FR

Bumpy est un luminaire semi-encastré conçu pour offrir une solution d'éclairage technique dans les espaces à plafond bas. Son esthétique garantit un effet lumineux impeccable et un grand confort visuel. Disponible dans des finitions spéciales (or, graphite et cuivre), IP 54 pour les salles de bains et avec des systèmes de gradation Bluetooth et Zigbee. Bumpy propose également une version dotée de la technologie Dim to Warm, qui permet de régler la température de couleur de 1800K à 3000K. C'est la solution idéale pour les projets résidentiels.

IT

Bumpy è una struttura a mezzo incasso, disegnata per soddisfare l'illuminazione tecnica in spazi con tetti bassi. La sua estetica garantisce un effetto d'illuminazione impeccabile e con alto confort visuale. Disponibile in rifiniture speciali (dorato, grafite e rame), IP 54 per zone di bagno e con sistema di regolazione Bluetooth e Zigbee. Inoltre, Bumpy ha una versione con tecnologia Dim to Warm, consentendo di regolare la temperatura di colore da 1800K a 3000K. Soluzione ideale per progetti residenziali.



	Colour	CRI/Temp.	Angle	Led	Dimming	Index Protection
00160-	0 White	H 927	2 20°	0 780 lm / 6W**	- On-Off	- IP20
	1 Black	E 930	4 40°	1 1070 lm / 9W	D Dali	P IP54
	A Copper	F 940	6 60°	2 1400 lm / 13W	R Edge Cut	
	D Gold	D* 918-930			B Bluetooth	
	G Graphite				Z Zigbee	

* Dim to warm (1800K - 3000K): Only available with 6W dimmable version.

** Dim to warm 635lm / 6W

A product of small dimensions, totally versatile and multifunctional that allows you to adjust its function as a projector or downlight totally flush with the ceiling according to the needs of the project.

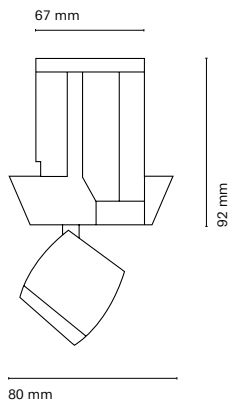
Index protection IP20	Technology LED
Flicker Flicker free <7%	Guarantee 5 years
Step McAdam 3-SDCM	Class II
Driver Included	Voltage 230V
CRI > 90	Bluetooth >20m
Lifetime 50.000h	Cut-out Ø68 mm
Colour temp. 2700K / 3000K / 4000K	

Paw

ES
Un producto de pequeñas dimensiones, totalmente versátil y multifuncional que le permite ajustar su función como proyector o downlight totalmente enrasado al techo en función de las necesidades del proyecto.

FR
Un produit de petites dimensions, totalement polyvalent et multifonctionnel qui permet d'ajuster sa fonction de projecteur ou de downlight complètement à ras du plafond selon les besoins du projet.

IT
Un prodotto di piccole dimensioni, totalmente versatile e multifunzionale che permette di regolare la sua funzione come proiettore o downlight completamente a filo del soffitto a seconda delle esigenze del progetto.



	Colour	CRI/Temp.	Angle	Led	Dimming	Emergency
06811-	0 White	H 927	1 15°	0 600 lm / 6W	- On-Off	- No Emergency
	1 Black	E 930	2 24°	1 900 lm / 9W	D Dali	EM Kit 1h
		F 940	3 36°		B Bluetooth	
			4 50°		Z Zigbee	

Accessories

06891- Honeycomb

Topo is a technical downlight designed to play with the accent lighting. Its different versions allow you to customize the luminaire taking into account the needs of each project. It offers a wide range of adjustment options both in inclination and rotation. It is also available in 3500K colour temperature, ideal for those projects where neutral shades are required without reaching cold tones.



Front ring (clear or frozen glass)



Short snout



Long snout

Topo

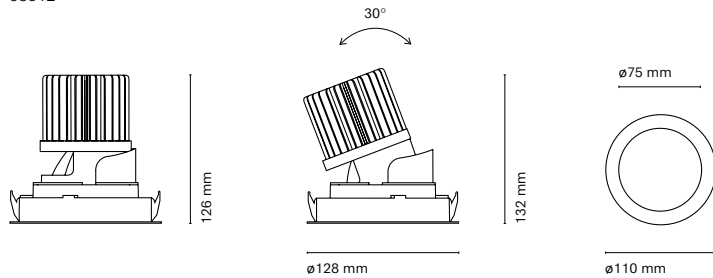
Index protection IP20	Colour temp. 2700k / 3000k / 3500K / 4000K
Flicker Flicker free	Technology LED
Step McAdam 2-SDCM	Guarantee 5 years
Driver Included	Class II
CRI > 90	Voltage 230V
Lifetime 50.000h	Rotation 355° / 20°

ES
Topo es un downlight técnico pensado para jugar con la iluminación de acento. Sus diferentes versiones te permiten personalizar la luminaria teniendo en cuenta las necesidades de cada proyecto y ofrece muchas posibilidades de ajuste tanto en inclinación como en rotación. También está disponible en temperatura de color 3500K, idóneo para aquellos proyectos donde se busquen tonos neutros sin llegar a tonos fríos.

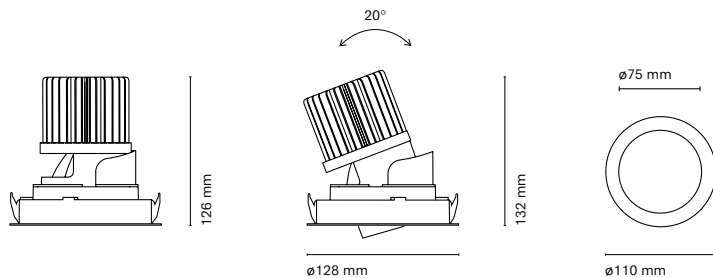
FR
Topo est un downlight technique conçu pour jouer avec l'éclairage d'accentuation. Ses différentes versions vous permettent de personnaliser le luminaire en tenant compte des besoins de chaque projet et il offre de nombreuses possibilités de réglage en inclinaison et en rotation. Elle est également disponible en température de couleur 3500K, idéale pour les projets où l'on recherche des tons neutres sans atteindre les tons froids.

IT
Topo è un downlight tecnico pensato per giocare con l'illuminazione d'accento. Le sue differenti versioni permettono di personalizzare la struttura considerando le necessità di ogni progetto, e offre molte possibilità di regolazione, tanto in inclinazione quanto in rotazione. E' disponibile anche in temperatura di colore 3500K, perfetto per progetti in cui si cerano toni neutri senza arrivare ai toni freddi.

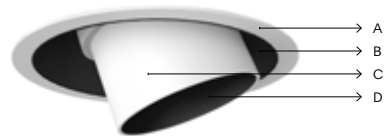
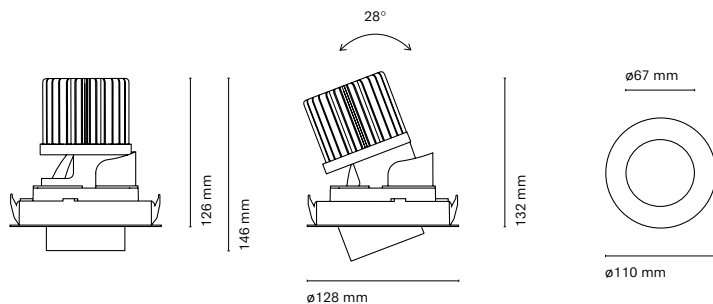
03611-
03612-



03613-



03614-



	Colour (A)	Colour (B)	Colour (C)	CRI/Temp.	Angle	Led	Dimming
03611-	0 White	0 White	0 White	H 927	1 12°	2 1500lm/12W	On-Off
	1 Black	1 Black	1 Black	E 930	2 24°	3 2000lm/17,5W	D Dali
				W 935	3 35°	4 3000lm/25W	B Bluetooth
				F 940		5 4000lm / 33W	

	Colour (A)	Colour (B)	Colour (C/D)	CRI/Temp.	Angle	Led	Dimming
03612- Frozen Frontal Glass	0 White	0 White	0 White / Black	H 927	1 12°	2 1500lm/12W	On-Off
	1 Black	1 Black	1 Black / Black	E 930	2 24°	3 2000lm/17,5W	D Dali
				W 935	3 35°	4 3000lm/25W	B Bluetooth
				F 940		5 4000lm / 33W	

	Colour (A)	Colour (B)	Colour (C/D)	CRI/Temp.	Angle	Led	Dimming
03613- 03614-	0 White	0 White	0 White / Black	H 927	1 12°	2 1500lm/12W	On-Off
	1 Black	1 Black	1 Black / Black	E 930	2 24°	3 2000lm/17,5W	D Dali
			V White / Copper	W 935	3 35°	4 3000lm/25W	B Bluetooth
			Z White / Gold	F 940		5 4000lm/33W	
			V Black / Copper				
		K Black / Gold					

**Cut-out 120mm

DRAC is a family of recessed luminaires of a technical nature. Ideal for carrying out projects where a lot of power and high visual comfort are required. It has a UGR <13 and can go up to an efficiency of 6000 lumens. Existing in round and square format, each shape has two sizes. Possibility of customizing the body and the color of the reflector to create a unique environment.

Drac



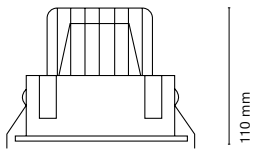
Index protection IP33	Colour temp. 2700K / 3000K / 3500K / 4000K
UGR <13	⊙ Dimm to warm 1800–300K
Flicker Flicker free	Tuneable white 2500K–7000K
Step McAdam 2-SDCM	Technology LED
Driver Included	Guarantee 5 years
CRI > 90	Class II
Lifetime 50.000h	Voltage 230V
	Bluetooth >20m

ES
La familia DRAC, compuesta por luminaria empotrable de carácter técnico. Ideal para llevar a cabo proyectos donde se requiera mucha potencia y alto confort visual. Tiene un UGR<13 y puede llegar hasta una eficiencia de 6000 lúmenes. Existente en formato redondo y cuadrado, cada forma dispone de dos tamaños. Posibilidad de personalizar el cuerpo y el color del reflector para crear un ambiente único.


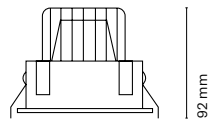
FR
La famille DRAC, composée par de luminaires encastrés techniques. Idéal pour la réalisation de projets nécessitant une forte puissance et un grand confort visuel. Il a un UGR<13 et peut atteindre un rendement de 6000 lumens. Disponible en format rond et carré, chaque forme a deux tailles. Possibilité de personnaliser le corps et la couleur du réflecteur pour créer une atmosphère unique.

IT
La famiglia DRAC è composta da apparecchi tecnici da incasso. Ideale per la realizzazione di progetti in cui sono richiesti alta potenza ed elevato confort visivo. Ha un UGR<13 e può raggiungere un'efficienza di 6000 lumen. Disponibile in formato rotondo e quadrato, ogni forma ha due dimensioni. Possibilità di personalizzare il corpo e il colore del riflettore per creare un'atmosfera unica.


01620-



01630-



190 x 190 mm



115 x 115 mm

	Colour	CRI/Temp.	Angle	Led	Dimming	Emergency
01620-	0 White / Aluminium	G 827	8 80°	2 1500 lm / 12W	- On-Off	- No Emergency
	1 Black / Aluminium	C 830		3* 2000 lm / 17,5W	D* Dali	EM Kit 1h
	2 Grey / Aluminium	N 840		4* 3000 lm / 25W	B* Bluetooth	
	W White / White	H 927		5 4000 lm / 33W	Z Zigbee	
	V White / Copper	E 930		6 5000 lm / 37W	N Dali no-push**	
	N White / Graphite	F 940		7 6000 lm / 43W		
	Z White / Gold	W 935***				
	X White / Red	T* 825-870				
	H Black / White					
	B Black / Copper					
	K Black / Gold					
	Y Black / Black					

Cut-out 175x175mm

* Combination Tuneable White

** Not available for 6000lm version

*** From 1500lm to 4000lm

	Colour	CRI/Temp.	Angle	Led	Dimming	Emergency
01630-	0 White / Aluminium	G 827	6 60°	2 1500 lm / 12W	- On-Off	- No Emergency
	1 Black / Aluminium	C 830		3 2000 lm / 17,5W **	D* Dali	EM Kit 1h
	2 Grey / Aluminium	N 840		4 3000 lm / 25W	B* Bluetooth	
	W White / White	H 927			Z Zigbee	
	V White / Copper	E 930			N Dali no-push	
	N White / Graphite	F 940				
	Z White / Gold	D* 918-930				
	X White / Red	W 935				
	H Black / White					
	B Black / Copper					
	K Black / Gold					
	Y Black / Black					

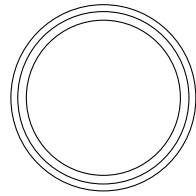
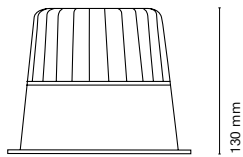
Cut-out 100x100mm

* Dim to warm (1800K - 3000K) Only available with 17,5W dimmable version.

** Dim to warm 1800lm / 20W

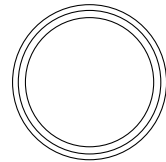
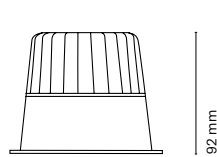


01420-



ø165 mm

01430-



ø113 mm



	Colour	CRI/Temp.	Angle	Led	Dimming	Emergency
01420-	0 White / Aluminium	G 827	6 60°	2 1500 lm / 12W	- On-Off	- No Emergency
	1 Black / Aluminium	C 830		3* 2000 lm / 17,5W	D* Dali	EM Kit 1h
	2 Grey / Aluminium	N 840		4* 3000 lm / 25W	B* Bluetooth	
	W White / White	H 927		5 4000 lm / 33W	Z Zigbee	
	V White / Copper	E 930		6 5000 lm / 37W	N Dali no-push**	
	N White / Graphite	F 940		7 6000 lm / 43W		
	Z White / Gold	W 935***				
	X White / Red	T* 825-870				
	H Black / White					
	B Black / Copper					
	K Black / Gold					
	Y Black / Black					

Cut-out 150 mm

* Combination Tuneable White

** Not available for 6000lm version

*** From 1500lm to 4000lm

	Colour	CRI/Temp.	Angle	Led	Dimming	Emergency
01430-	0 White / Aluminium	G 827	6 60°	2 1500 lm / 12W	- On-Off	- No Emergency
	1 Black / Aluminium	C 830		3 2000 lm / 17,5W **	D* Dali	EM Kit 1h
	2 Grey / Aluminium	N 840		4 3000 lm / 25W	B* Bluetooth	
	W White / White	H 927			Z Zigbee	
	V White / Copper	E 930			N Dali no-push	
	N White / Graphite	F 940				
	Z White / Gold	D* 918-930				
	X White / Red	W 935				
	H Black / White					
	B Black / Copper					
	K Black / Gold					
	Y Black / Black					

Cut-out 100 mm

* Dim to warm (1800K - 3000K) Only available with 17,5W dimmable version.

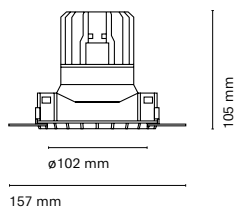
** Dim to warm 1800lm / 20W

Discretion and integration define PLASTER Trimless. These luminaires are characterized by their complete integration into the ceiling and their unique finishes.

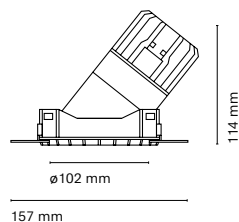
Index protection IP20	Colour temp. 2700K / 3000K / 4000K
Flicker Flicker free	Technology LED
Step McAdam 2-SDCM	Guarantee 5 years
Driver Included	Class III
CRI > 90	Voltage 230V
Lifetime 50.000h	Bluetooth >20m

Plaster Trimless

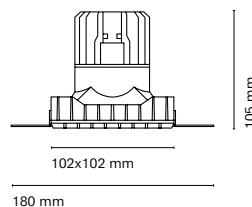
00451-



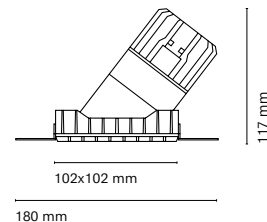
00452-



00461-





00462-



ES
Discreción e integración definen a PLASTER Trimless. Estas luminarias se caracterizan por su completa integración en el techo y sus acabados únicos.

FR
Discretion et intégration définissent PLASTER Trimless. Ces luminaires se caractérisent par leur intégration complète dans le plafond et leurs finitions uniques.

IT
Discrezione e integrazione definiscono PLASTER Trimless. Questi apparecchi sono caratterizzati dalla loro completa integrazione nel soffitto e dalle loro finiture uniche.



	Colour	CRI/Temp.	Angle	Led	Dimming	Emergency
00451-	0 White	H 927	1 15°	0 7W / 900lm	- On-Off	- No Emergency
	1 Black	E 930	3 38°	2 1400 lm / 12,5W	R Edge Cut	EM Kit 1h
	A Copper	F 940	6 60°	3 1800 lm / 19W	D Dali	
	D Gold				B Bluetooth	
	G Graphite				Z Zigbee	
					N Dali no-push	

Cut-out 110mm

	Colour	CRI/Temp.	Angle	Led	Dimming	Emergency
00452-	0 White	H 927	1 15°	0 7W / 900lm	- On-Off	- No Emergency
	1 Black	E 930	3 38°	2 1400 lm / 12,5W	R Edge Cut	EM Kit 1h
	A Copper	F 940	6 60°	3 1800 lm / 19W	D Dali	
	D Gold				B Bluetooth	
	G Graphite				Z Zigbee	
					N Dali no-push	

Cut-out 110mm

	Colour	CRI/Temp.	Angle	Led	Dimming	Emergency
00461-	0 White	H 927	1 15°	0 7W / 900lm	- On-Off	- No Emergency
	1 Black	E 930	3 38°	2 1400 lm / 12,5W	R Edge Cut	EM Kit 1h
	A Copper	F 940	6 60°	3 1800 lm / 19W	D Dali	
	D Gold				B Bluetooth	
	G Graphite				Z Zigbee	
					N Dali no-push	

Cut-out 110x110mm

	Colour	CRI/Temp.	Angle	Led	Dimming	Emergency
00462-	0 White	H 927	1 15°	0 7W / 900lm	- On-Off	- No Emergency
	1 Black	E 930	3 38°	2 1400 lm / 12,5W	R Edge Cut	EM Kit 1h
	A Copper	F 940	6 60°	3 1800 lm / 19W	D Dali	
	D Gold				B Bluetooth	
	G Graphite				Z Zigbee	
					N Dali no-push	

Cut-out 110x110mm

PULL OUT fulfills the most demanding requirements as a complete lighting solution. Three functions in a single luminaire: downlight, asymmetric wallwasher and spotlight. Available in two sizes, it can rotate on the horizontal axis and reaches up to 5000 lumens.


Pull Out



ES
PULL OUT cubre las expectativas más exigentes como solución completa de iluminación. Tres funciones en una sola luminaria: downlight, bañadores de pared asimétrico y proyector. Disponible en dos tamaños, puede rotar en el eje horizontal y llega hasta 5000 lúmenes.



FR
PULL OUT répond aux attentes les plus exigeantes en tant que solution d'éclairage complète. Trois fonctions dans un seul luminaire : downlight, lèche-mur asymétrique et spot. Disponible en deux tailles, il peut tourner sur l'axe horizontal et atteint jusqu'à 5000 lumens.



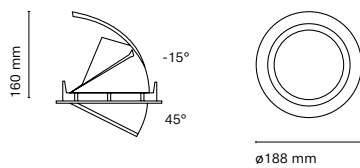
IT
PULL OUT soddisfa le aspettative più esigenti come soluzione di illuminazione completa. Tre funzioni in un solo apparecchio: downlight, bagno di parete asimmetrico e spotlight (proiezione diretta). Disponibile in due dimensioni, può ruotare sull'asse orizzontale e raggiunge fino a 5000 lumen.

Index protection
 IP20
 Flicker
 Flicker free
 Step McAdam
 2-SDCM
 Driver
 Included
 CRI
 > 90
 Lifetime
 50.000h

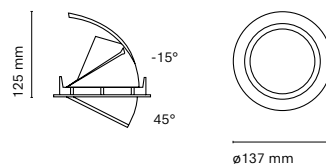
Colour temp.
 2700K / 3000K /
 3500K / 4000K
 Technology
 LED
 Guarantee
 5 years
 Class
 II
 Voltage
 230V
 Bluetooth
 >20m
 Cut-out
 175mm / 127mm



03330-



03340-



	Colour	CRI/Temp.	Angle	Led	Dimming	Emergency
03330-	0 White	G 827	1 10°	2 1500 lm / 12W	- On-Off	- No Emergency
	1 Black	C 830	2 20°	3 2000 lm / 18W	D Dali	EM Kit 1h
	2 Grey	N 840	3 40°	4 3000 lm / 25W	B Bluetooth	
		H 927	7 70°	5 4000lm / 33W	Z Zigbee	
		E 930		6 5000lm / 40W	N Dali no-push	
		F 940				
		W 935*				

* From 1500lm to 4000lm

	Colour	CRI/Temp.	Angle	Led	Dimming	Emergency
03330- Special Food Retail	0 White	B Bakery	1 10°	3 2000 lm	- On-Off	- No Emergency
	1 Black	M Meat	3 40°	4 3000 lm	D Dali	EM Kit 1h
	2 Grey	P Fish	7 70°		B Bluetooth	
		V Fruit			Z Zigbee	
		R Retail			N Dali no-push	

	Colour	CRI/Temp.	Angle	Led	Dimming	Emergency
03340-	0 White	H 927	1 10°	2 1400 lm / 12,5W	- On-Off	- No Emergency
	1 Black	E 930	3 40°	3 1800 lm / 18W	D Dali	EM Kit 1h
	2 Grey	F 940			B Bluetooth	
					Z Zigbee	
					N Dali no-push	

Index protection
IP20

Colour temp.
2700K / 3000K / 4000K

UGR
<13

Technology
LED

Flicker
Flicker free <5%

Guarantee
5 years

Step McAdam
2-SDCM

Class
II

Driver
Included

Voltage
230V

CRI
> 80/90

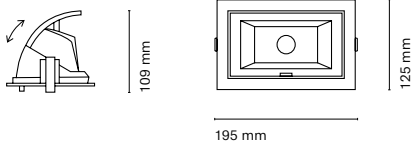
Bluetooth
>20m

Lifetime
50.000h



Pull Out SQ

03350-



	Colour	CRI/Temp.	Angle	Led	Dimming	Emergency
03350-	0 White	G 827	6 65°	3 2000 lm / 17,5W	- On-Off	- No Emergency
	1 Black	C 830		4 3000 lm / 25W	D Dali	EM Kit 1h
	2 Grey	N 840		5 4000lm / 33W	B Bluetooth	
		H 927		6 5000lm / 37W	Z Zigbee	
		E 930			N Dali no-push	
		F 940				

Cut-out 185x115mm

	Colour	CRI/Temp.	Angle	Led	Dimming	Emergency
03350-	0 White	B Bakery	6 65°	3 2000 lm	- On-Off	- No Emergency
Special	1 Black	M Meat		4 3000 lm	D Dali	EM Kit 1h
Food	2 Grey	P Fish			B Bluetooth	
Retail		V Fruit			Z Zigbee	
		R Retail			N Dali no-push	

Cut-out 185x115mm

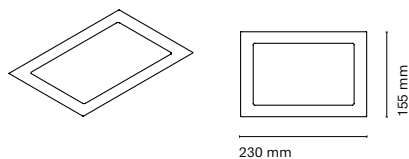
Accessories

03359-

Supplementary Frame 230x155mm

Colour
0 White
1 Black
2 Grey

03359-



Kardan



Kardan is a system that allows the combination of different types of COB LED lights with the same aesthetics. These lights are integrated into aluminum multisystem, framed or unframed, from one to four elements.



ES
KARDAN es un sistema que permite bajo una misma estética la combinación de diferentes tipos de luces LED COB integradas en multisistemas de aluminio, enmarcadas o sin enmarcar, de uno a cuatro elementos.

FR
KARDAN est un système qui permet, sous une même esthétique, de combiner différents types de lumières COB LED intégrées dans des multi-systèmes en aluminium, encadrés ou non, d'un à quatre éléments.

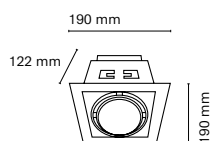
IT
KARDAN è un sistema che permette, sotto la stessa estetica, la combinazione di diversi tipi di luci COB LED integrate in multisistemi di alluminio, incorniciati o non incorniciati, da uno a quattro elementi.

Kardan L

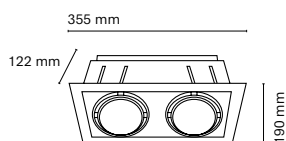
Index protection IP20	Colour temp. 2700K / 3000K / 4000K
Flicker Flicker free	Technology LED
Step McAdam 2-SDCM	Guarantee 5 years
Driver Included	Class II
CRI > 90	Voltage 230V
Lifetime 40.000h	Bluetooth >20m



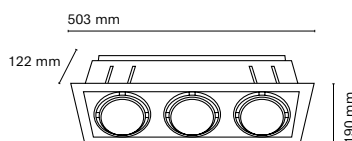
02431-



02432-



02433-



	Colour	CRI/Temp.	Angle	Led	Dimming	Emergency
02431-	0 White	H 927	1 10°	0 1800lm / 19W	- On-Off	- No Emergency
	1 Black	E 930	4 40°		D Dali	EM Kit 1h
	2 Grey	F 940			B Bluetooth	
					Z Zigbee	
					N Dali no-push	

**Cut-out 165x165mm

	Colour	CRI/Temp.	Angle	Led	Dimming	Emergency
02432-	0 White	H 927	1 10°	0 2 x 1800lm / 19W	- On-Off	- No Emergency
	1 Black	E 930	4 40°		D Dali	EM Kit 1h
	2 Grey	F 940			B Bluetooth	
					Z Zigbee	
					N Dali no-push	

**Cut-out 165x327mm

	Colour	CRI/Temp.	Angle	Led	Dimming	Emergency
02433-	0 White	H 927	1 10°	0 3 x 1800lm / 19W	- On-Off	- No Emergency
	1 Black	E 930	4 40°		D Dali	EM Kit 1h
	2 Grey	F 940			B Bluetooth	
					Z Zigbee	
					N Dali no-push	

**Cut-out 165x472mm

Kardan M

Index protection
IP20

Flicker
Flicker free

Step McAdam
2-SDCM

Driver
Included

CRI
> 90

Lifetime
50.000h

Colour temp.
2700K / 3000K / 4000K

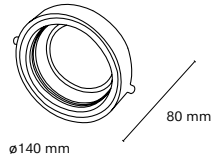
Technology
LED

Guarantee
5 years

Class
II

Voltage
230V

Bluetooth
>20m



	Colour	CRI/Temp.	Angle	Led	Dimming	Emergency
02376-	0 White	G 827	1 15°	2 1500 lm / 12W	- On-Off	- No Emergency
	1 Black	C 830	3 36°	3 2000 lm / 17,5W	D Dali	EM Kit 1h
	2 Grey	N 840	7 70°	4 3000 lm / 25W	B Bluetooth	
					Z Zigbee	
					N Dali no-push	

	Colour	CRI/Temp.	Angle	Led	Dimming	Emergency
02376- Special Food Retail	0 White	B Bakery	1 15°	3 2000 lm / 17,5W	- On-Off	- No Emergency
	1 Black	M Meat	3 36°	4 3000 lm / 25W	D Dali	EM Kit 1h
	2 Grey	P Fish	7 70°		B Bluetooth	
					Z Zigbee	
					N Dali no-push	

	Colour	CRI/Temp.	Angle	Led	Dimming	Emergency
02375-	0 White	H 927	1 10°	0 1800 lm / 19W	- On-Off	- No Emergency
	1 Black	E 930	4 40°		D Dali	EM Kit 1h
	2 Grey	F 940			B Bluetooth	
					Z Zigbee	
				N Dali no-push		

Accessories

			Colour
02391-2	Recessed Trimless Frame (1 module) Cut-out 193x193mm	02381-	Recessed Frame (1 module) Cut-out 170x170mm
02392-2	Recessed Trimless Frame (2 modules) Cut-out 193x358mm	02382-	Recessed Frame (2 modules) Cut-out 330x170mm
02393-2	Recessed Trimless Frame (3 modules) Cut-out 193x524mm	02383-	Recessed Frame (3 modules) Cut-out 490x170mm
02394-2	Recessed Trimless Frame (4 modules) Cut-out 193x690mm	02384-	Recessed Frame (4 modules) Cut-out 650x170mm

02391-2



02392-2



02381-



02382-



02393-2



02394-2



02383-



02384-



Kardan S

Index protection
IP20

UGR
<13

Flicker
Flicker free <7%

Step McAdam
3-SDCM

Driver
Included

CRI
> 90

Lifetime
40.000h

Colour temp.
2700K / 3000K / 4000K

Technology
LED

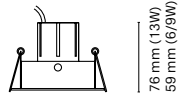
Guarantee
5 years

Class
II

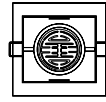
Voltage
230V

Bluetooth
>20m

02411-

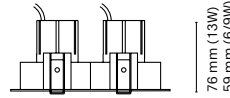


76 mm (13W)
59 mm (6/9W)

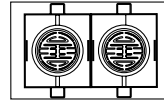


102 x 102 mm

02412-

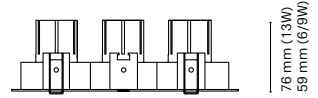


76 mm (13W)
59 mm (6/9W)

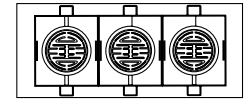


175 mm

02413-



76 mm (13W)
59 mm (6/9W)



250 mm



	Colour	CRI/Temp.	Angle	Led	Dimming	Emergency
02411-	0 White	H 927	2 20°	0 780 lm / 6W**	- On-Off	- No Emergency
	1 Black	E 930	4 40°	1 1070 lm / 9W	R* Edge Cut	EM Kit 1h
	2 Grey	F 940	6 60°		D* Dali	
		D* 918-930			B Bluetooth	
				Z Zigbee		

Cut-out Cut out 90x90mm

* Dim to warm (1800K - 3000K): Only available with 6W dimmable version.

** Dim to warm 635lm / 6W

	Colour	CRI/Temp.	Angle	Led	Dimming	Emergency
02412-	0 White	H 927	2 20°	0 2 x 780 lm / 6W**	- On-Off	- No Emergency
	1 Black	E 930	4 40°	1 2 x 1070 lm / 9W	R* Edge Cut	EM Kit 1h
	2 Grey	F 940	6 60°		D* Dali	
		D* 918-930			B Bluetooth	
				Z Zigbee		

Cut out: 150x90mm

* Dim to warm (1800K - 3000K): Only available with 6W dimmable version.

** Dim to warm 635lm / 6W

	Colour	CRI/Temp.	Angle	Led	Dimming	Emergency
02413-	0 White	H 927	2 20°	0 3 x 780 lm / 6W**	- On-Off	- No Emergency
	1 Black	E 930	4 40°	1 3 x 1070 lm / 9W	R* Edge Cut	EM Kit 1h
	2 Grey	F 940	6 60°		D* Dali	
		D* 918-930			B Bluetooth	
				Z Zigbee		

Cut out: 225x90mm

* Dim to warm (1800K - 3000K): Only available with 6W dimmable version.

** Dim to warm 635lm / 6W

	Colour	002411- Kardan S GU10	002412- Kardan S GU10	002413- Kardan S GU10
02411-	0GU White			
02412-	1GU Black			
02413-	8GU Grey	102x102 mm	175 mm	250 mm
		Cut-out 90x90mm	Cut-out 150x90mm	Cut-out 225x90mm

Index protection IP44	Colour temp. 3000K / 4000K
Step McAdam 4-SDCM	Technology LED
Driver Included	Guarantee 3 years
CRI > 80	Class II
Lifetime 35.000h	Voltage 230V



Hut

Compact downlight with textured opal cover. A minimum height allows to be installed in low ceilings, always guaranteeing excellent heat dissipation thanks to the aluminum body. Available in 3 sizes, there is also the surface version.

ES

Downlight compacto con difusor opal texturizado. Queda ligeramente hundido, provocando así, un efecto más agradable y orgánico. Ideal para instalar en techos con poco espacio de empotramiento gracias a su mínima altura. Disponible en 3 tamaños, garantizando siempre una excelente disipación del calor gracias al cuerpo de aluminio. Existe también la versión de superficie.

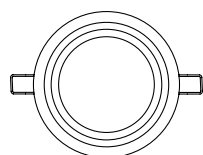
FR

Downlight compact avec diffuseur opale texturé. Il est légèrement en retrait, ce qui donne un effet plus agréable et organique. Idéal pour l'installation dans les plafonds avec peu d'espace encastré grâce à sa hauteur minimale. Disponible en 3 tailles, il garantit toujours une excellente dissipation de la chaleur grâce à son corps en aluminium. Disponible également en version pour montage en surface.

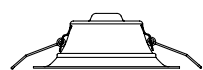
IT

Downlight compatto con diffusore opale testurizzato. È leggermente infossato, garantendo un effetto più piacevole e organico. Ideale per l'installazione in soffitti con poco spazio grazie alla sua altezza minima. Disponibile in 3 misure, garantendo sempre un'ottima dissipazione del calore grazie al corpo in alluminio. Disponibile anche in una versione a montaggio superficiale.

01810-
Hut S



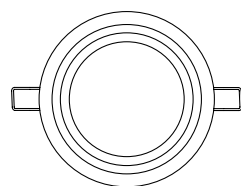
ø63 mm



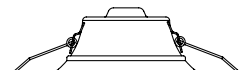
36 mm

ø96 mm

01830-
Hut M



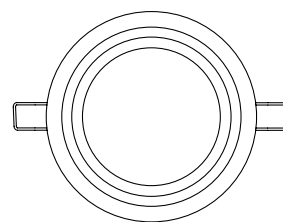
ø92 mm



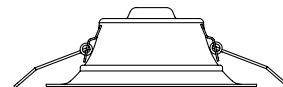
43 mm

ø135 mm

01820-
Hut L



ø158 mm



48 mm

ø210 mm

	Colour	CRI/Temp.	Angle	Led	Dimming
01810-	0 White	C 830	9 90°	0 550 lm / 5,5W	On-Off
		N 840			D Dali

Cut-out 80mm

	Colour	CRI/Temp.	Angle	Led	Dimming
01830-	0 White	C 830	9 90°	1 1150 lm / 12W	On-Off
		N 840			D Dali

Cut-out 115mm

	Colour	CRI/Temp.	Angle	Led	Dimming
01820-	0 White	C 830	9 90°	3 2000 lm / 21W	On-Off
		N 840			D Dali

Cut-out 190mm

Pro N



Index protection IP43 / IP54	Lifetime 50.000h
UGR < 19 (01131- / 01135- / 01133- / 01136-)	Colour temp. 2700K / 3000K / 4000K
Flicker Flicker free	Technology LED
Step McAdam 2-SDCM	Guarantee 5 years
Driver Included	Class II
CRI > 80 / 90	Voltage 230V
	Bluetooth >20m

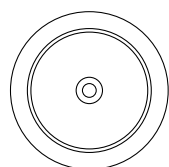
ES
La familia PRO N está diseñada para facilitar la disipación de calor de los LED y prolongar la vida útil de la luminaria. Este downlight empotrable con tecnología LED COB tiene un diseño en forma redonda y existe en dos tamaños, IP 43 o IP 54, difusor transparente u opal y UGR < 19.

FR
La famille PRO N est conçue pour faciliter la dissipation de la chaleur des LED et prolonger la durée de vie du luminaire. Ce downlight encastré avec technologie LED COB a un design rond et est disponible en deux tailles, IP 43 ou IP 54, diffuseur transparent ou opale et UGR < 19.

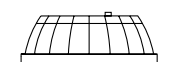
IT
La famiglia PRO N è progettata per facilitare la dissipazione del calore dei LED e prolungare la vita dell'apparecchio. Questo downlight da incasso con tecnologia COB LED ha un design rotondo ed è disponibile in due misure, IP 43 o IP 54, diffusore trasparente o opale e UGR < 19.

The PRO N family is designed to facilitate heat dissipation from LEDs and extend the life of the luminaire. This recessed downlight with COB LED technology has a round-shaped design and exists in two sizes, IP 43 or IP 54, transparent or opal diffuser and UGR < 19.

01131-
01135-

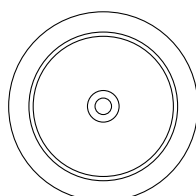


ø170 mm

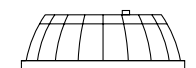


60 mm

01133-
01136-

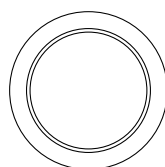


ø230 mm

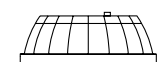


75 mm

01141-
01145-

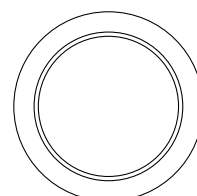


ø170 mm

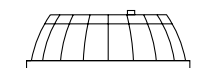


60 mm

01143-
01146-



ø230 mm



75 mm

	Colour	CRI/Temp.	Angle	Led	Dimming	Emergency
01131- (IP43)	0 White	G 827	6 60°	2 1500 lm / 12W	- On-Off	- No Emergency
	1 Black	C 830		3 2000 lm / 17,5W	D Dali	EM Kit 1h
		N 840		4 3000 lm / 25W	B Bluetooth	
01135- (IP54)		H 927			Z Zigbee	
		E 930			N Dali no-push	
		F 940				

Cut-out 155mm

	Colour	CRI/Temp.	Angle	Led	Dimming	Emergency
01133- (IP43)	0 White	G 827	6 60°	2 1500 lm / 12W	- On-Off	- No Emergency
	1 Black	C 830		3 2000 lm / 17,5W	D Dali	EM Kit 1h
		N 840		4 3000 lm / 25W	B Bluetooth	
01136- (IP54)		H 927		5 4000 lm / 33W	Z Zigbee	
		E 930			N Dali no-push	
		F 940				

Cut-out 212mm

	Colour	CRI/Temp.	Angle	Led	Dimming	Emergency
01141- (IP43)	0 White	G 827	8 80°	2 1500 lm / 12W	- On-Off	- No Emergency
	1 Black	C 830		3 2000 lm / 17,5W	D Dali	EM Kit 1h
		N 840		4 3000 lm / 25W	B Bluetooth	
01145- (IP54)		H 927			Z Zigbee	
		E 930			N Dali no-push	
		F 940				

Cut-out 155mm

	Colour	CRI/Temp.	Angle	Led	Dimming	Emergency
01143- (IP43)	0 White	G 827	8 80°	2 1500 lm / 12W	- On-Off	No Emergency
	1 Black	C 830		3 2000 lm / 17,5W	D Dali	EM Kit 1h
		N 840		4 3000 lm / 25W	B Bluetooth	
01146- (IP54)		H 927		5 4000 lm / 33W	Z Zigbee	
		E 930			N Dali no-push	
		F 940				

Cut-out 212mm

The PRO SQ family is designed to facilitate heat dissipation from LEDs and extend the life of the luminaire. This recessed downlight made in a square format has a high purity aluminum reflector and an opal polycarbonate diffuser.

Pro SQ

Index protection IP44	Technology LED
Flicker Flicker free <5%	Guarantee 5 years
Step McAdam 3-SDCM	Class II
Driver Included	Voltage 230V
CRI > 80	Cut-out 185x185mm
Lifetime 50.000h	Bluetooth >20m
Colour temp. 3000K / 4000K	

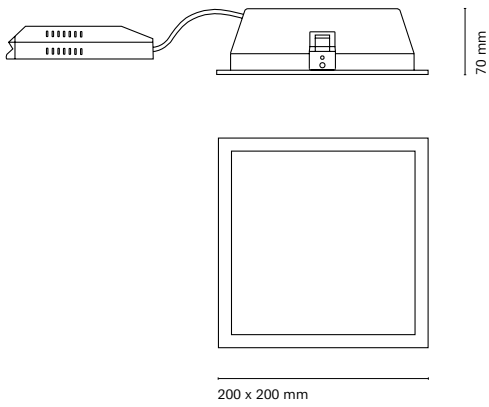
ES
La familia PRO SQ está diseñada para facilitar la disipación de calor de los LED y prolongar la vida útil de la luminaria. Este downlight empotrable hecho en formato cuadrado tiene un reflector de aluminio de alta pureza y un difusor de policarbonato opalino.

FR
La famille PRO SQ est conçue pour faciliter la dissipation de la chaleur des LED et prolonger la durée de vie du luminaire. Ce downlight encastré de format carré possède un réflecteur en aluminium de haute pureté et un diffuseur en polycarbonate opale.

IT
La famiglia PRO SQ è progettata per facilitare la dissipazione del calore dei LED e prolungare la vita dell'apparecchio. Questo faretto da incasso, in formato quadrato, ha un riflettore in alluminio di elevata purezza e un diffusore in policarbonato opale.



01681-



	Colour	CRI/Temp.	Angle	Led	Dimming	Emergency
01681-	0 White	C 830	8 80°	3 2500 lm / 21W	- On-Off	- No Emergency
	1 Black	N 840			D Dali	EM Kit 1h
	2 Grey				B Bluetooth	
					Z Zigbee	
					N Dali no-push	

Accessories

09820- Template for trimming on the roof

Recessed LED signaling luminaire in the wall, with an aluminum frame. Ideal for marking routes or waypoints. Available in opal diffuser or wallwasher.

Index protection IP20	Lifetime 50.000h
LED 93lm / 1.2W	Colour temp. 3000K
Step McAdam 3-SDCM	Technology LED
Driver Not included	Guarantee 5 years
CRI > 80	Class III

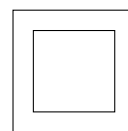


Confort

	Colour
15400-	0 White
15410-	1 Black
	2 Grey

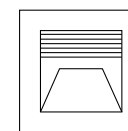
Cut-out 77x77 mm

15400-
Confort Opal



90 x 90 mm

15410-
Confort Step



90 x 90 mm

ES
Luminaria LED de señalización empotrada en la pared, con el marco de aluminio. Ideal para marcar recorridos o puntos de paso. Disponible en difusor opal o en bañador.

FR
Luminaire de signalisation LED encastré dans le mur, avec cadre en aluminium. Idéal pour marquer les routes ou les points de passage. Disponible en diffuseur opale ou en lèche-mur.

IT
Apparecchio di segnalazione a LED incassato nel muro, con cornice in alluminio. Ideale per marcare percorsi o punti di attraversamento. Disponibile in diffusore opale o bagno di parete.

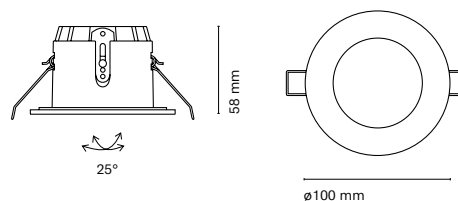
Aluminum IP 65 LED recessed lamp. Indicated for areas where water vapor is concentrated, such as bathrooms. It is tiltable and has good light comfort thanks to the black reflector.

Index protection IP65	Lifetime 50.000h
Impact protection >06	Colour temp. 2700K / 3000K / 4000K
Flicker Flicker free <7%	Technology LED
Step McAdam 3-SDCM	Guarantee 5 years
Driver Included	Class II (00217-) III (00218-)
CRI > 90	Voltage 230V / 24V



Confort S Adjustable

00217-
00218-



	Colour	CRI/Temp.	Angle	Led	Dimming
00217- 230V	0 White	H 927	1 15°	0 600 lm / 6W	On-Off
	1 Black	E 930	3 36°		R Edge Cut
	2 Grey	F 940	5 50°		D Dali

Cut-out 75mm

	Colour	CRI/Temp.	Angle	Led	Dimming
00218- 24V	0 White	H 927	1 15°	0 600 lm / 6W	On-Off
	1 Black	E 930	3 36°		
	2 Grey	F 940	5 50°		

Cut-out 75mm

ES
Lámpara empotrada LED IP 65 de aluminio. Indicado para áreas donde se concentra vapor de agua como por ejemplo baños. Es basculante y tiene un buen confort lumínico gracias a que el reflector es negro.

FR
Luminaire encastré LED IP 65 en aluminium. Convient aux endroits où la vapeur d'eau est concentrée, comme les salles de bains. Il est inclinable et possède un bon confort d'éclairage grâce au réflecteur qui est noir.

IT
Lampada da incasso a LED IP 65 in alluminio. Adatto a zone in cui si concentra il vapore acqueo come i bagni. È inclinabile e ha un buon confort di illuminazione grazie al riflettore nero.

Inox S



Index protection IP44	◉ Dim to warm 1800K-3000K
Flicker Flicker free <7%	Technology LED
Step McAdam 3-SDCM	Guarantee 5 years
Driver Included	Class II
CRI >90	Voltage 230V
Lifetime 50.000h	Bluetooth >20m
Colour temp. 2700K / 3000K / 4000K	



Versatile, complete and diverse family. It offers a wide range of models that multiply the options when designing the general lighting of a space. Available in round and square finishes, fixed and adjustable versions, with the possibility of making groups and even the largest version has the possibility of a special LED for businesses.

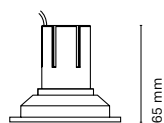
ES
Familia versátil, completa y diversa. Ofrece una amplia gama de modelos que multiplican las opciones a la hora de diseñar la iluminación general de un espacio. Disponible en acabado redondo y cuadrado, versiones fijas y orientables, con posibilidad de hacer agrupaciones e incluso la versión más grande para comercios.

FR
Famille polyvalente, complète et diversifiée. Elle offre une large gamme de modèles qui multiplient les options lors de la conception de l'éclairage général d'un espace. Disponible dans des finitions rondes et carrées, dans des versions fixes et réglables, avec la possibilité de faire des regroupements et même la plus grande version a la possibilité de LEDs spéciales pour les magasins.

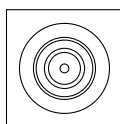
IT
Famiglia versatile, completa e diversificata. Offre una vasta gamma di modelli che moltiplicano le opzioni quando si progetta l'illuminazione generale di uno spazio. Disponibile in finiture rotonde e quadrate, versioni fisse e regolabili, con la possibilità di fare raggruppamenti e anche la versione più grande ha la possibilità di LED speciali per negozi.

00291-
Inox S 90x90 mm

6 / 9 W

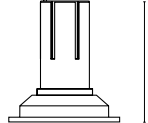


65 mm

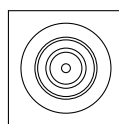


90x90 mm

13 W




83 mm



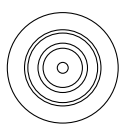
90x90 mm

00292-
Inox S Ø90 mm

6 / 9 W

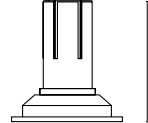


65 mm

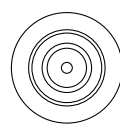


Ø90 mm

13 W



83 mm



Ø90 mm

	Colour	CRI/Temp.	Angle	Led	Dimming	Emergency
00291-	0 White	H 927	2 20°	0 780 lm / 6W**	- On-Off	- No Emergency
	1 Black	E 930	4 40°	1 1070 lm / 9W	R* Edge Cut	EM Kit 1h
	8 Aluminum	F 940	6 60°	2 1400 lm / 13W	D* Dali	
		D* 918-930			B Bluetooth	
					Z Zigbee	

Cut-out 82mm

* Dim to warm (1800K - 3000K): Only available with 6W dimmable version.



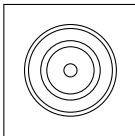
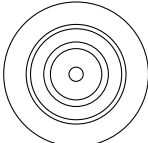
** Dim to warm 635lm / 6W

	Colour	CRI/Temp.	Angle	Led	Dimming	Emergency
00292-	0 White	H 927	2 20°	0 780 lm / 6W**	- On-Off	- No Emergency
	1 Black	E 930	4 40°	1 1070 lm / 9W	R* Edge Cut	EM Kit 1h
	8 Aluminum	F 940	6 60°	2 1400 lm / 13W	D* Dali	
		D* 918-930			B Bluetooth	
					Z Zigbee	

Cut-out 82mm


* Dim to warm (1800K - 3000K): Only available with 6W dimmable version.

** Dim to warm 635lm / 6W

	Colour	00291- Inox S 90x90 mm GU10	00292- Inox S ø90mm GU10
00291-	0GU White		
00292-	1GU Black		
	8GU Aluminum		
	Cut-out 82mm		
		90x90 mm	ø90 mm


00230-
Inox S ø80mm

6 / 9 W

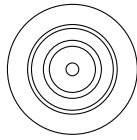


52 mm

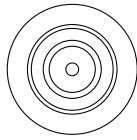
13 W



70 mm



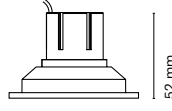
ø80 mm



ø80 mm


00231-
Inox S ø90mm Adjustable

6 / 9 W

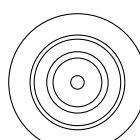


52 mm

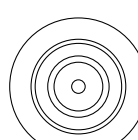
13 W



70 mm



ø90 mm



ø90 mm

	Colour	CRI/Temp.	Angle	Led	Dimming	Emergency
00230-	0 White	H 927	2 20°	0 780 lm / 6W**	- On-Off	- No Emergency
	1 Black	E 930	4 40°	1 1070 lm / 9W	R* Edge Cut	EM Kit 1h
	8 Aluminum	F 940	6 60°	2 1400 lm / 13W	D* Dali	
		D* 918-930				B Bluetooth
					Z Zigbee	

Cut-out 72mm

* Dim to warm (1800K - 3000K): Only available with 6W dimmable version.

** Dim to warm 635lm / 6W

	Colour	CRI/Temp.	Angle	Led	Dimming	Emergency
00231-	0 White	H 927	2 20°	0 780 lm / 6W**	- On-Off	- No Emergency
	1 Black	E 930	4 40°	1 1070 lm / 9W	R* Edge Cut	EM Kit 1h
	8 Aluminum	F 940	6 60°	2 1400 lm / 13W	D* Dali	
		D* 918-930				B Bluetooth
					Z Zigbee	

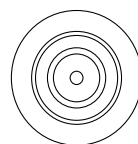
Cut-out 72mm

* Dim to warm (1800K - 3000K): Only available with 6W dimmable version.

** Dim to warm 635lm / 6W

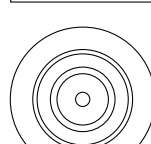
	Colour
00230-	0GU White
00231-	1GU Black
	8GU Aluminum

00230-
Inox S ø80mm GU10



ø80 mm

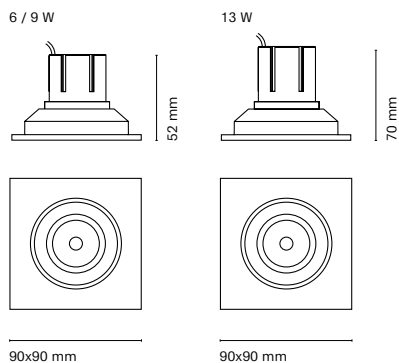
00231-
Inox S ø90mm Adjustable GU10



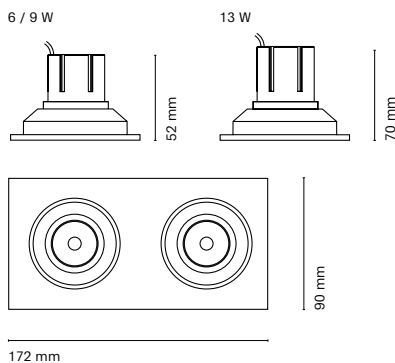
ø90 mm

Cut-out 72mm

00241-
Inox S 90x90 mm Adjustable



00242-
Inox S 172x90 mm Adjustable



	Colour	CRI/Temp.	Angle	Led	Dimming	Emergency
00241-	0 White	H 927	2 20°	0 780 lm / 6W**	- On-Off	- No Emergency
	1 Black	E 930	4 40°	1 1070 lm / 9W	R* Edge Cut	EM Kit 1h
	8 Aluminum	F 940	6 60°	2 1400 lm / 13W	D* Dali	
		D* 918-930			B Bluetooth	
					Z Zigbee	

Cut-out 82mm

* Dim to warm (1800K - 3000K): Only available with 6W dimmable version.

** Dim to warm 635lm / 6W


	Colour	CRI/Temp.	Angle	Led	Dimming	Emergency
00242-	0 White	H 927	2 20°	0 2x 780 lm / 6W**	- On-Off	- No Emergency
	1 Black	E 930	4 40°	1 2x 1070 lm / 9W	R* Edge Cut	EM Kit 1h
	8 Aluminum	F 940	6 60°	2 2x 1400 lm / 13W	D* Dali	
		D* 918-930			B Bluetooth	
					Z Zigbee	

Cut-out 160x82mm

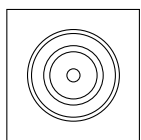
* Dim to warm (1800K - 3000K): Only available with 6W dimmable version.

** Dim to warm 635lm / 6W

Colour	00241- Inox S 90x90 mm Adjustable GU10
0GU White	
1GU Black	
8GU Aluminum	

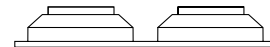


Cut-out 82mm

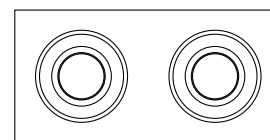


90x90 mm

Colour	00242- Inox S 172x90 mm Adjustable GU10
0GU White	
1GU Black	
8GU Aluminum	

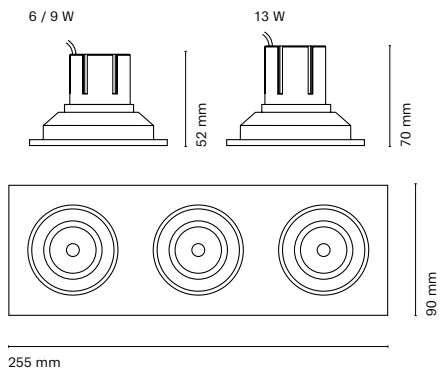


Cut-out 160x82mm



172x90 mm

00243-
Inox S 255x90mm Adjustable)



	Colour	CRI/Temp.	Angle	Led	Dimming	Emergency
00243-	0 White	H 927	2 20°	0 3x 780 lm / 6W**	- On-Off	- No Emergency
	1 Black	E 930	4 40°	1 3x 1070 lm / 9W	R* Edge Cut	EM Kit 1h
	8 Aluminum	F 940	6 60°	2 3x 1400 lm / 13W	D* Dali	
		D* 918-930			B Bluetooth	
					Z Zigbee	


Cut-out 160x82mm

* Dim to warm (1800K - 3000K): Only available with 6W dimmable version.

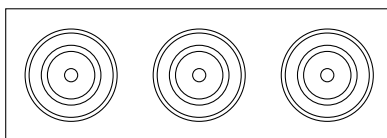
** Dim to warm 635lm / 6W

	Colour
00243-	0GU White
	1GU Black
	8GU Aluminum

00243-
Inox S 255x90mm Adjustable GU10



Cut-out 243x82 mm



255x90 mm

Accessories

00238-	Visual Comfort
15045-1	Honeycomb

	Colour
00239-	0 White
	1 Black
	8 Aluminum



Aluminum LED signaling luminaire. Ideal for display cabinets or pieces of furniture thanks to its small dimensions and minimum height.



Mini

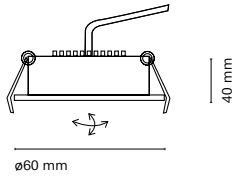
Index protection IP33	Colour temp. 3000K / 5700K
Step McAdam 3-SDCM	Technology LED
Driver Not included	Guarantee 3 years
CRI > 80/90	Class III
Lifetime 30.000h	Voltage 350/700mA

ES
Luminaria de señalización LED de aluminio. Ideal para vitrinas o piezas de mobiliario gracias a sus pequeñas dimensiones y mínima altura.

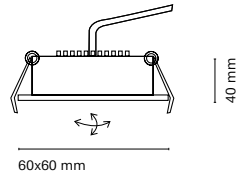
FR
Luminaire de signalisation LED en aluminium. Idéal pour les vitrines ou les meubles grâce à ses petites dimensions et sa hauteur minimale.

IT
Apparecchio di segnalazione a LED in alluminio. Ideale per vetrine o mobili grazie alle sue piccole dimensioni e all'altezza minima.

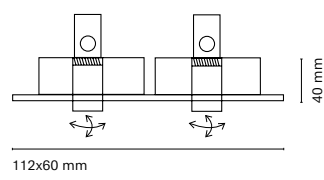
00361-
00391-
Mini ø60 mm



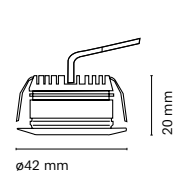
00362-
00392-
Mini 60x60 mm



00365-
00395-
Mini 2 Modules



00363-
00393-
Mini ø42mm



00361-8	MINI 60mm, 5700K, CRI80, 12°, Aluminum (Cut-out ø53mm)
00391-8	MINI 60mm, 3000K, CRI90, 12°, Aluminum (Cut-out ø53mm)
00362-8	MINI 60 x 60mm, 5700K, CRI80, 12°, Aluminum (Cut-out 53mm)
00392-8	MINI 60 x 60mm, 3000K, CRI90, 12°, Aluminum (Cut-out 53mm)
00365-8	MINI (2 modules), 5700K, CRI80, 24°, Aluminum (Cut-out 53x105mm)
00395-8	MINI (2 modules), 3000K, CRI90, 24°, Aluminum (Cut-out 53x105mm)
00363-8	MINI ø42mm, 5700K, CRI80, 36°, Aluminum (Cut-out 35mm)
00393-8	MINI ø42mm, 3000K, CRI90, 36°, Aluminum (Cut-out 35mm)

Driver not included. Use 09202- or 09204-

Accessories

09202-	Driver LED IP20 / 350mA / 2,4W / 100-277V / For 1 led of 1,2W
09204-	Driver LED IP20 / 700mA / 4W / 100-277V / For 1 led of 3W

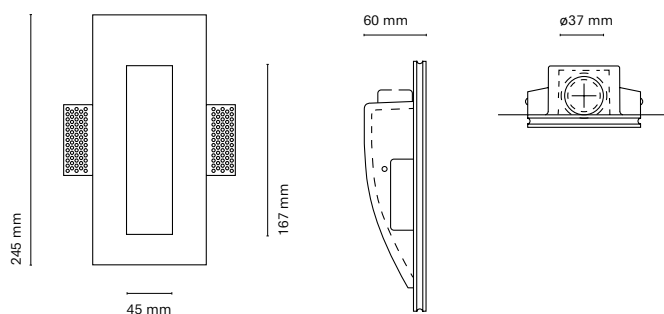
ES
 Discreción e integración definen a PLASTER. Permite que la luminaria pase totalmente desapercibida gracias a su integración sin fisuras en el techo, pudiendo ser pintada también en el mismo color que el resto del techo. Pieza decorativa de yeso de alta densidad. Compatible con luminaria LED empotrada.

FR
 Discrétion et intégration définissent PLASTER. Il permet au luminaire de passer complètement inaperçu grâce à son intégration transparente dans le plafond, et peut également être peint dans la même couleur que le reste du plafond. Pièce décorative en plâtre haute densité. Compatible avec les luminaires encastrés à LED.

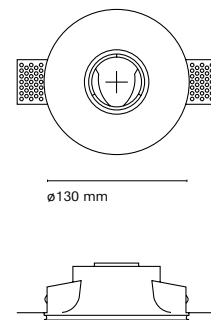
IT
 Discrezione e integrazione definiscono PLASTER. Permette all'apparecchio di passare completamente inosservato grazie alla sua perfetta integrazione nel soffitto, e può anche essere dipinto nello stesso colore del resto del soffitto.

Plaster

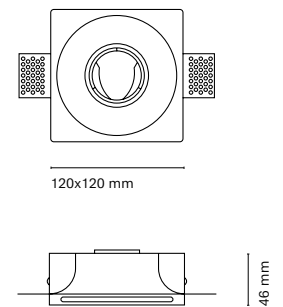
12550-
 Plaster Wall



12540-
 Plaster 130 mm



12541-
 Plaster 120x120 mm



Discretion and integration define PLASTER. It allows the luminaire to go completely unnoticed thanks to its seamless integration into the ceiling, and can also be painted in the same color as the rest of the ceiling. Decorative piece of high-density plaster. Compatible with recessed LED luminaire.



	Colour
12550-	0 White

Cut-out 248x113mm
 Supplied without LED
 Compatible with Ref.00363-00393 + driver 09226

	Colour
12540-	0 White

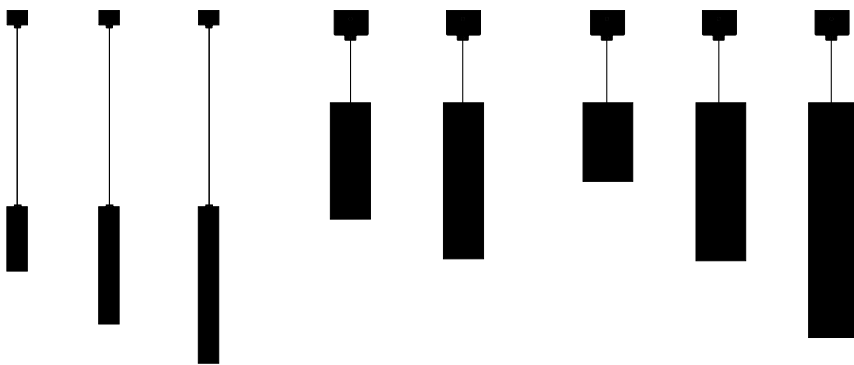
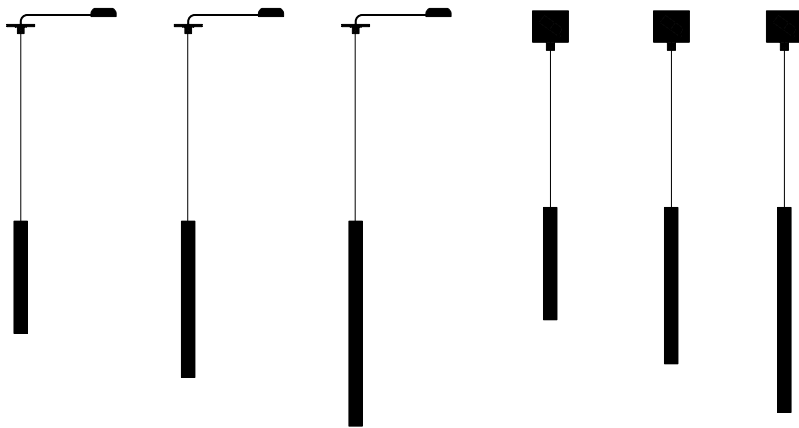
Cut-out 123mm
 Supplied without LED
 Compatible with GU10 and 15040 LED module

	Colour
12541-	0 White

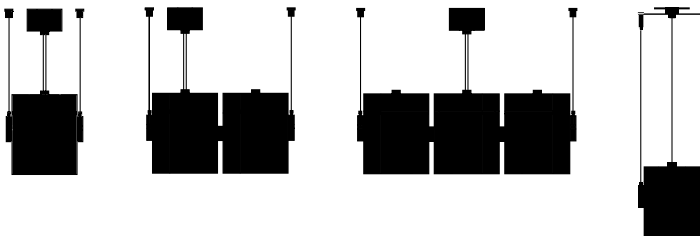
Cut-out 123x123 mm
 Supplied without LED
 Compatible with GU10 and 15040 LED module

Suspension


BCN Air
p. 200



Box Air
p. 208







Modest and elegant, BCN Air family is made up of suspended cylindrical bodies made of high-performance aluminum. Its simple and minimalist design allows for countless combinations playing with its different lengths, diameters, finishes and accessories. Available in all RAL color chart and also in an electrolytic coating for finishes in gold, copper and graphite.

BCN Air

ES

Sobria y elegante, la familia BCN Air está compuesta por cuerpos cilíndricos suspendidos fabricados en aluminio de extraordinaria pureza. Su diseño simple y minimalista permite realizar innumerables combinaciones jugando con sus diferentes longitudes, diámetros, acabados y accesorios. Disponible en todos los colores de la carta RAL y también en baño electrolítico para acabados en dorado, bronce y grafito.

FR

Sobre et élégante, la famille BCN Air est composée de corps suspendus cylindriques en aluminium extraordinairement pur. Son design simple et minimaliste permet d'innombrables combinaisons en jouant sur les différentes longueurs, diamètres, finitions et accessoires. Disponible dans toutes les couleurs de la carte RAL et également en bain électrolytique pour les finitions or, bronze et graphite.

IT

Sobria ed elegante, la famiglia BCN Air è composta da corpi cilindrici sospesi, in alluminio straordinariamente puro. Il suo design semplice e minimalista permette innumerevoli combinazioni giocando con diverse lunghezze, diametri, finiture e accessori. Disponibile in tutti i colori della tabella RAL e anche in bagno elettrolitico per finiture in oro, bronzo e grafito.

ES

Conforme más diámetro tiene el cilindro, más potencia gana la luminaria y existe la opción de poner led especial para comercios. Esta familia es muy polivalente y se adapta a los requerimientos de todo tipo de espacios. Además, también la tenemos en versión adosada y proyector.

FR

Plus le diamètre du cylindre est grand, plus le luminaire gagne en puissance et il est possible d'installer des LED spéciales pour les magasins. Cette famille est très polyvalente et s'adapte aux exigences de tous les types d'espaces. En outre, nous le proposons également en version pour montage en surface et pour projecteur.

IT

Quanto più grande è il diametro del cilindro, più potenza guadagna l'apparecchio e c'è la possibilità di montare LED speciali per i negozi. Questa famiglia è molto versatile e si adatta a tutti i tipi di spazi. Inoltre, è disponibile anche in una versione a montaggio in superficie e a proiettore.

Possibility to change the front ring of the suspension to create a warmer and friendlier atmosphere.

Possibility of combining the tubular suspension with the structure to transform the technical product into a decorative one.

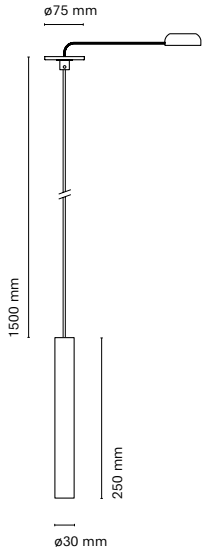
Index protection IP20	Colour temp. 2700K / 3000K
Step McAdam 3-SDCM	Technology LED
Driver Included	Guarantee 5 years
CRI > 90	Class II
Lifetime 50.000h	Voltage 230V



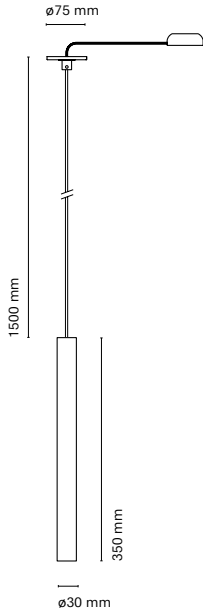
The more diameter the cylinder has, the more power the luminaire gains and the option of putting special LEDs for businesses. This family offers a wide range of possibilities to adapt to the requirements of the environment. In addition, we also have it in ceiling surface and spotlight version.

BCN 30 Air

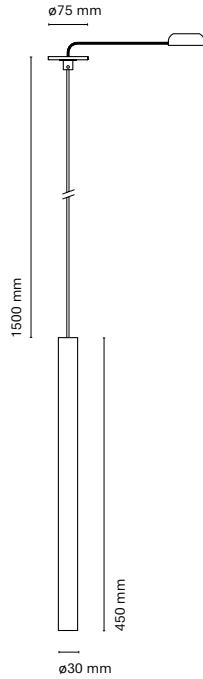
06741-
Bcn 30 Air 250 mm
(False ceiling)



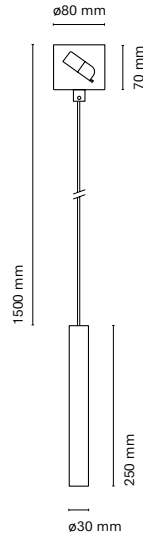
06742-
Bcn 30 Air 350 mm
(False ceiling)



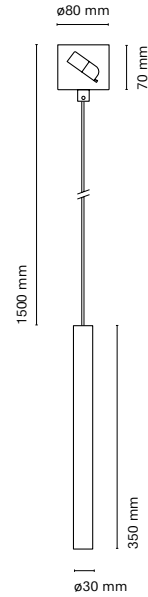
06743-
Bcn 30 Air 450 mm
(False ceiling)



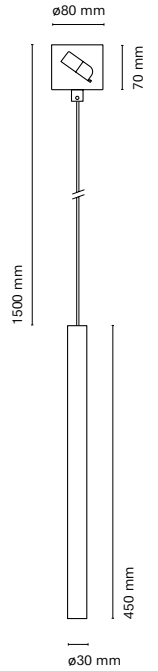
06751-
Bcn 30 Air 250 mm
(Canopy)



06752-
Bcn 30 Air 350 mm
(Canopy)



06753-
Bcn 30 Air 450 mm
(Canopy)



	Colour	CRI/Temp.	Angle	Led	Dimming
06741-	0 White	H 927	1 15°	0 660 lm / 6W	On-Off
06742-	1 Black	E 930	2 25°		N Dali no-push
06743-	A Copper				
	D Gold				
	G Graphite				

Cut-out 60mm

	Colour	CRI/Temp.	Angle	Led	Dimming
06751-	0 White	H 927	1 15°	0 660 lm / 6W	On-Off
06752-	1 Black	E 930	2 25°		
06753-	A Copper				
	D Gold				
	G Graphite				

Accessories

	Colour
06790- Front Ring	0 White
	1 Black
	A Copper
	D Gold
	R Red
	G Graphite

BCN 50 Air

Index protection
IP20

Step McAdam
3-SDCM

Driver
Included

CRI
> 90

Lifetime
50.000h

Colour temp.
2700K / 3000K /
3500K / 4000K

Dim to warm
1800K-3000K

Technology
LED

Guarantee
5 years

Class
I

Voltage
230V

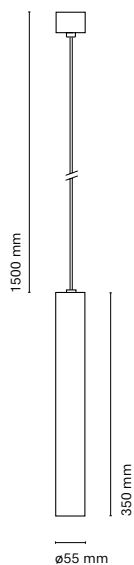
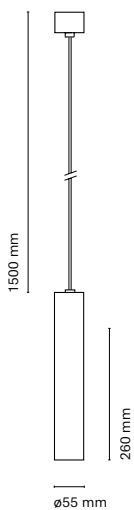
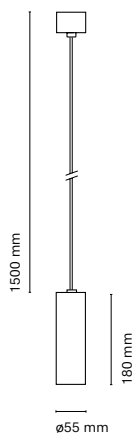


Honeycomb available for
greater visual comfort

06701-
Bcn 50 Air 180 mm

06702-
Bcn 50 Air 260 mm

06703-
Bcn 50 Air 350 mm



	Colour	CRI/Temp.	Angle	Led	Dimming
06701-	0 White	H 927	2 20°	0 760 lm / 6W**	On-Off
06702-	1 Black	E 930	4 40°	1 1030 lm / 9W	R* Edge cut
06703-	2 Grey	F 940	6 60°		N*** Dali no-push
	A Copper	W 935			
	D Gold	D* 918-930			
	G Graphite				

* Dim to warm (1800K - 3000K): Only available with 6W dimmable version.

** Dim to warm 635lm / 6W

*** Not available 06701-

Accessories

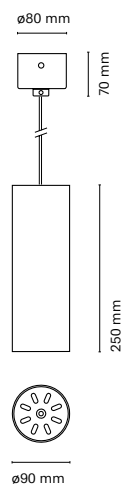
15043- Honeycomb

BCN 90 Air

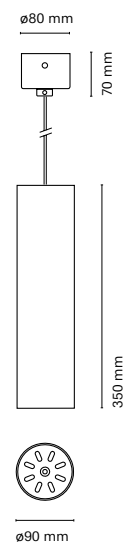
Index protection IP20	Colour temp. 2700K / 3000K / 3500K / 4000K
Flicker Flicker free	Technology LED
Step McAdam 2-SDCM	Guarantee 5 years
Driver Included	Class II
CRI > 90	Voltage 230V
Lifetime 50.000h	

Honeycomb available for greater visual comfort

06711-
Bcn 90 Air 250 mm



06712-
Bcn 90 Air 350 mm



	Colour	CRI/Temp.	Angle	Led	Dimming
06711-	0 White	G 827	1 15°	2 1500 lm / 12W	On-Off
	1 Black	C 830	3 36°	3 2000 lm / 17,5W	D Dali
	2 Grey	N 840	6 60°	4 3000 lm / 25W	
	A Copper	H 927			
	D Gold	E 930			
	G Graphite	W 935			
		F 940			

	Colour	CRI/Temp.	Angle	Led	Dimming
06712-	0 White	G 827	1 15°	2 1500 lm / 12W	On-Off
	1 Black	C 830	3 36°	3 2000 lm / 17,5W	D Dali
	2 Grey	N 840	6 60°	4 3000 lm / 25W	
	A Copper	H 927		5 4000 lm / 33W	
	D Gold	E 930			
	G Graphite	W 935			
		F 940			

	Colour	CRI/Temp.	Angle	Led	Dimming
06712- Special Food Retail	0 White	B Bakery	1 15°	3 2000 lm	On-Off
	1 Black	M Meat	3 36°	4 3000 lm	D Dali
	2 Grey	P Fish	6 60°		
	A Copper	V Fruit			
	D Gold	R Retail			
	G Graphite				

Accessories

06591-	Honeycomb
--------	-----------

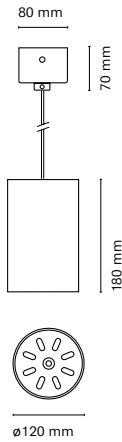


BCN 120 Air


Index protection IP20	Colour temp. 2700K / 3000K / 4000K
Flicker Flicker free	Technology LED
Step McAdam 2-SDCM	Guarantee 5 years
Driver Included	Class I
CRI > 90	Voltage 230V
Lifetime 50.000h	

Honeycomb available for greater visual comfort

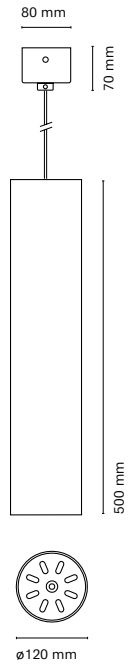
06731-
Bcn 120 Air 180 mm



06732-
Bcn 120 Air 350 mm



06733-
Bcn 120 Air 500 mm



	Colour	CRI/Temp.	Angle	Led	Dimming
06731-	0 White	G 827	1 15°	2 1500 lm / 12W	On-Off
	1 Black	C 830	3 36°	3 2000 lm / 17,5W	D Dali
	2 Grey	N 840	6 60°		
	A Copper	H 927			
	D Gold	E 930			
	G Graphite	F 940			

	Colour	CRI/Temp.	Angle	Led	Dimming
06732-	0 White	G 827	1 15°	2 1500 lm / 12W	On-Off
	1 Black	C 830	3 36°	3 2000 lm / 17,5W	D Dali
	2 Grey	N 840	6 60°	4 3000 lm / 25W	
	A Copper	H 927		5 4000 lm / 33W	
	D Gold	E 930			
	G Graphite	F 940			

	Colour	CRI/Temp.	Angle	Led	Dimming
06733-	0 White	G 827	1 15°	2 1500 lm / 12W	On-Off
	1 Black	C 830	3 36°	3 2000 lm / 17,5W	D Dali
	2 Grey	N 840	6 60°	4 3000 lm / 25W	
	A Copper	H 927		5 4000 lm / 33W	
	D Gold	E 930		6 5000 lm / 37W	
	G Graphite	F 940			

	Colour	CRI/Temp.	Angle	Led	Dimming
06733- Special Food Retail	0 White	B Bakery	1 15°	3 2000 lm	On-Off
	1 Black	M Meat	3 36°	4 3000 lm	D Dali
	2 Grey	P Fish	6 60°		
	A Copper	V Fruit			
	D Gold	R Retail			
	G Graphite				

Accessories

06596-	Honeycomb
--------	-----------

BOX Air family is a pendant led luminaire manufactured using high-performance aluminum extrusion. It also exists in track version and reaches very high light packages, allowing the body of the luminaire to be tilted individually as well as to direct the light. Available in all RAL color chart and also in an electrolytic coating for finishes in gold, copper and graphite. With a unique and architectural design, any type of project is ideal since it allows the luminaire to be configured to suit the consumer. In addition, it is also available in a ceiling-mounted version, wall lamp and spotlight.

Box Air

ES

La familia BOX Air es una luminaria led de suspensión fabricada mediante la extrusión de aluminio de alta pureza. Existente en versión a carril, llega a paquetes lumínicos muy altos y permite bascular tanto el cuerpo de la luminaria de manera individual como direccionar la luz. Disponible en todos los colores de la carta RAL y también en baño electrolítico para acabados en dorado, bronce y grafito. De diseño único y arquitectónico, es idónea cualquier tipología de proyecto ya que permite configurar la luminaria al gusto del consumidor. Además, también está disponible en versión adosada, aplique y proyector.

FR

La famille BOX Air est un luminaire suspendu LED fabriqué en aluminium extrudé de haute pureté. Disponible en version rail, il atteint des paquets lumineux très élevés et permet à la fois d'incliner individuellement le corps du luminaire et de diriger la lumière. Disponible dans toutes les couleurs de la carte RAL et également en bain électrolytique pour les finitions or, bronze et graphite. Avec un design unique et architectural, il convient à tout type de projet car il permet de configurer le luminaire au goût du consommateur. En outre, il est également disponible en version pour montage en surface, montage mural et projecteur.

IT

La famiglia BOX Air è un apparecchio a LED, a sospensione, prodotto per estrusione di alluminio ad alta purezza. Disponibile in versione a binario, raggiunge pacchetti luminosi molto alti e permette di inclinare il corpo dell'apparecchio e di orientare la luce. Disponibile in tutti i colori della tabella RAL e anche in bagno elettrolitico per finiture in oro, bronzo e grafite. Con un design unico e architettonico, è adatto a qualsiasi tipo di progetto perché permette di configurare l'apparecchio secondo il gusto del consumatore. Inoltre, è anche disponibile in una versione a superficie, a parete e con proiettore.



Index protection
IP20

Lifetime
50.000h

Flicker
Flicker free

Colour temp.
2700K / 3000K / 4000K

Step McAdam
2-SDCM

Technology
LED

Driver
Included

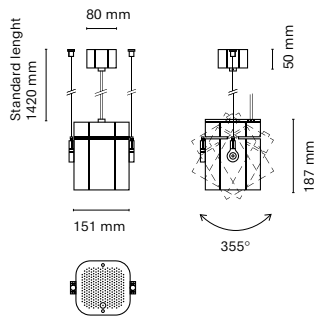
Guarantee
5 years

CRI
> 90

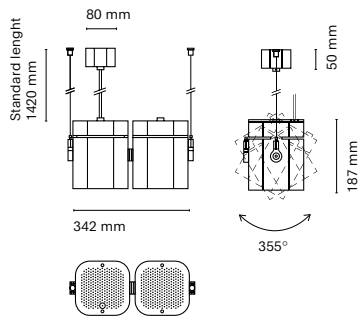
Class
I

Voltage
230V

18101-
Box Air 1 Module



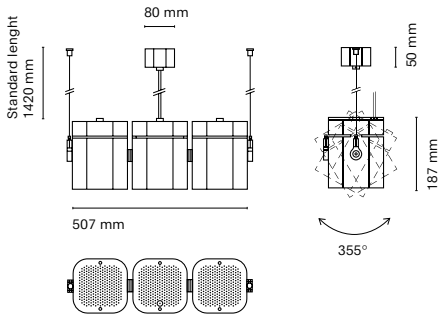
18102-
Box Air 2 Modules



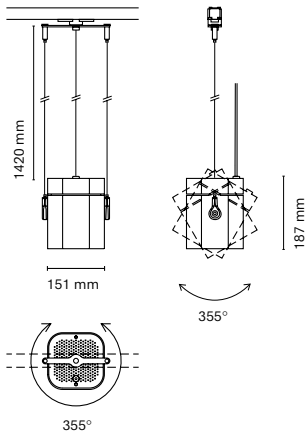
	Colour	CRI/Temp.	Angle	Led	Dimming
18101-	0 White	G 827	1 15°	2 1500 lm / 12W	On-Off
	1 Black	C 830	3 36°	3 2000 lm / 17,5W	D Dali
	2 Grey	N 840	7 70°	4 3000 lm / 25W	
	A Copper	H 927		5 4000 lm / 33W	
	D Gold	E 930			
	G Graphite	F 940			

	Colour	CRI/Temp.	Angle	Led	Dimming
18102-	0 White	G 827	1 15°	2 2x1500 lm / 12W	On-Off
	1 Black	C 830	3 36°	3 2x2000 lm / 17,5W	D Dali
	2 Grey	N 840	7 70°	4 2x3000 lm / 25W	
	A Copper	H 927		5 2x4000 lm / 33W	
	D Gold	E 930			
	G Graphite	F 940			

18103-
Box Air 3 Modules



18105-
Box Air Track



	Colour	CRI/Temp.	Angle	Led	Dimming
18103-	0 White	G 827	1 15°	2 3x1500 lm / 12W	On-Off
	1 Black	C 830	3 36°	3 3x2000 lm / 17,5W	D Dali
	2 Grey	N 840	7 70°	4 3x3000 lm / 25W	
	A Copper	H 927		5 3x4000 lm / 33W	
	D Gold	E 930			
	G Graphite	F 940			

	Colour	CRI/Temp.	Angle	Led	Dimming
18105-	0 White	G 827	1 15°	2 1500 lm / 12W	On-Off
	1 Black	C 830	3 36°	3 2000 lm / 17,5W	D Dali
	2 Grey	N 840	7 70°	4 3000 lm / 25W	
	A Copper	H 927		5 4000 lm / 33W	
	D Gold	E 930			
	G Graphite	F 940			

Surface

Eye Down
p. 214



Tap
p. 216



Square
p. 218




Dot S Down
p. 220



BCN Down
p. 222



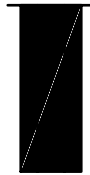

Box Down
p. 230



Hut Down
p. 232



Platinum Down
p. 234





Index protection IP20	Colour temp. 2700K / 3000K / 3500K / 4000K
Step McAdam 3-SDCM	Technology LED
Driver Included	Guarantee 5 years
CRI > 90 / >80	Class II
Lifetime 50.000h	Voltage 230V

Honeycomb available to create greater visual comfort and cut-out lenses for more precision and light control.

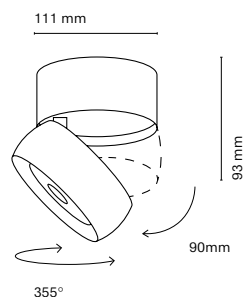
ES
La familia Eye se amplía con un proyector que permite ofrecer nuevas soluciones para sus proyectos tanto para adosar a techo, como aplique de pared. Gracias a sus lentes consigue un diseño compacto a la vez de aportar un gran control de la luz. Este diseño incorpora el driver en la base, lo que permite una mayor integración. EYE cuenta con las últimas innovaciones tecnológicas, permitiendo un bajo nivel de parpadeo y la uniformidad de color con 3-SDCM.

FR
La famille Eye s'est enrichie d'un projecteur qui offre de nouvelles solutions pour vos projets, tant pour le montage au plafond que pour le montage mural. Des projets, qu'ils soient montés au plafond ou au mur. Grâce à ses lentilles, il obtient un design compact tout en offrant un grand contrôle de la lumière. Tout en offrant un grand contrôle de la lumière. Cette conception intègre le dans la base, ce qui permet une plus grande intégration. L'EYE est équipée des dernières innovations technologiques, permettant un faible scintillement et une uniformité des couleurs avec le 3-SDCM.

IT
La famiglia Eye è stata ampliata con un proiettore che offre nuove soluzioni per i vostri progetti, sia per il montaggio a soffitto che a parete. Grazie alle sue lenti, raggiunge un design compatto pur fornendo un grande controllo della luce. Mentre fornisce un grande controllo della luce. Questo design incorpora il driver nella base, che permette una maggiore integrazione. EYE è dotato delle ultime innovazioni tecnologiche, permettendo un basso sfarfallio e l'uniformità del colore con 3-SDCM.

The Eye family has been completed with a spotlight that offers new solutions for your projects, both as a ceiling light and as a wall light. Thanks to his lens, it achieves a compact design while providing great control of light. This design incorporates the driver in the base, allowing greater integration. EYE has the very latest technological developments, low flicker and colour uniformity with 3-SDCM.

06203-



Eye Down

	Colour	CRI/Temp.	Angle	Led	Dimming
06203-	0 White	C 830	1 15°	3 2000 lm / 18W	On-Off
	1 Black	N 840	3 36°	4 3000 lm / 26W	D Dali
		H 927			
		E 930			
		F 940			
		W 935			

Accessories

06193-	Honeycomb eye ø120
06196-	Sculptural lens eye ø120
06199-	Square lens eye ø120

Need to be used with the 15° lense

06193-



06196-



06199-



Tap is a small, compact surface-mounted downlight with a textured opal diffuser that generates greater visual comfort. It stands out for its natural integration in the ceiling thanks to its size and the perimeter contour with soft lines and slight curvature. It is ideal as general lighting for spaces where it cannot be recessed.

Tap

Index protection
IP44

Lifetime
50.000h

Flicker
Flicker free <7%

Colour temp.
3000K / 4000K (2 CCT)

Step McAdam
3-SDCM

Technology
LED

Driver
Included

Guarantee
5 years

CRI
> 90

Class
I

Voltage
220-240V

ES

Tap es un pequeño y compacto downlight de superficie con difusor opal texturizado que genera un mayor confort visual. Destaca su natural integración en el techo gracias al contorno perimetral de líneas suaves, ligera curvatura y tamaño. Es ideal como iluminación general para espacios donde no se puede empotrar.

FR

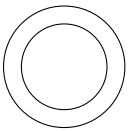
Tap est un petit downlight compact pour montage en saillie avec un diffuseur opale texturé qui génère un plus grand confort visuel. Il se distingue par son intégration naturelle dans le plafond grâce au contour du périmètre aux lignes douces, à la légère courbure et à la taille. Il est idéal comme éclairage général pour les espaces où il ne peut être encastré.

IT

Tap è un piccolo e compatto downlight da superficie con un diffusore opale testurizzato che genera un maggiore confort visivo. Si distingue per la sua naturale integrazione nel soffitto grazie al contorno perimetrale con linee morbide, leggera curvatura e le sue dimensioni. È ideale come illuminazione generale per spazi dove non è possibile inserire elementi ad incasso.



01905-



ø115 mm



68 mm

	Colour	CRI/Temp.	Angle	Led	Dimming
01905-	0 White	S 930-940	9 90°	0 700lm/5,5W	On-Off
	1 Black			1 900lm/8W	R Edge Cut

Index protection IP20	Lifetime 50.000h
UGR < 19	Colour temp. 2700K / 3000K / 4000K
Flicker Flicker free <5%	Technology LED
Step McAdam 2-SDCM	Guarantee 5 years
Driver Included	Class I (18201- / 18202-) II (18203-)
CRI > 90	Voltage 230V



Square

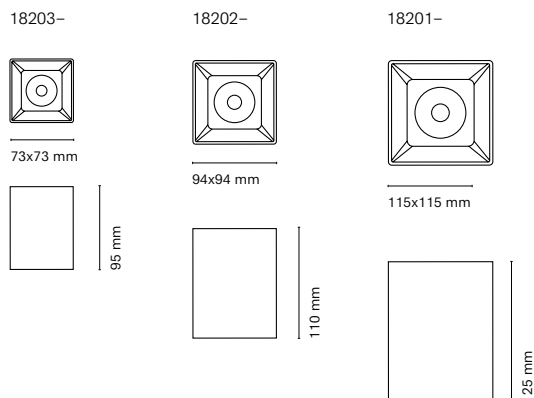


ES
SQUARE es una luminaria de superficie de diseño compacto caracterizada por su elevado confort visual. Dispone de un reflector retranqueado antideslumbrante personalizable en varios colores para crear espacios más cálidos y amables. Disponible en tres tamaños distintos.

FR
SQUARE est un luminaire de surface de design compact caractérisé par un grand confort visuel. Il est doté d'un réflecteur antireflet encastré qui peut être personnalisé dans différentes couleurs pour créer des espaces plus chaleureux et accueillants. Disponible en trois tailles différentes.

IT
SQUARE è un apparecchio di superficie dal design compatto, caratterizzato da un elevato comfort visivo. Ha un riflettore antiabbagliante incassato che può essere personalizzato in vari colori per creare spazi più caldi e amichevoli. Disponibile in tre misure diverse

SQUARE is a surface-mounted luminaire with a compact design characterized by its high visual comfort. It has a customizable anti-glare recessed reflector in various colors to create warmer and more friendly spaces. Available in three different sizes.



	Colour	CRI/Temp.	Angle	Led	Dimming
18201-	0 White	G 827	1 15°	3 2000 lm / 17,5W	On-Off
	1 Black	C 830	4 45°	4 3000 lm / 25W	D Dali
	V White / Copper	N 840			
	N White / Graphite	H 927			
	Z White / Gold	E 930			
	X White / Red	F 940			
	H Black / White				
	B Black / Copper				
	K Black / Gold				

	Colour	CRI/Temp.	Angle	Led	Dimming
18202-	0 White	G 827	1 15°	2 1500 lm / 12W	On-Off
	1 Black	C 830	4 45°	3 2000 lm / 17,5W	
	V White / Copper	N 840			
	N White / Graphite	H 927			
	Z White / Gold	E 930			
	X White / Ref	F 940			
	H Black / White				
	B Black / Copper				
	K Black / Gold				

	Colour	CRI/Temp.	Angle	Led	Dimming
18203-	0 White	H 927	1 15°	0 950 lm / 7W	On-Off
	1 Black	E 930	4 45°	2 1400 lm / 12,5W	
	V White / Copper	F 940			
	N White / Graphite				
	Z White / Gold				
	X White / Ref				
	H Black / White				
	B Black / Copper				
	K Black / Gold				

New surfaced-mounted solution to complete your entire project.
An excellent chromatic reproduction $CRI > 90$. No flicker. The best visual confort ($UGR < 13$).

Index protection IP20	Lifetime 50.000h
UGR < 13	Colour temp. 2700K / 3000K / 4000K
Flicker Flicker free <5%	Technology LED
Step McAdam 3-SDCM	Guarantee 5 years
Driver Included	Class II
CRI > 90	Voltage 230V

Dot S Down





La vieja Iruña by Arteclío

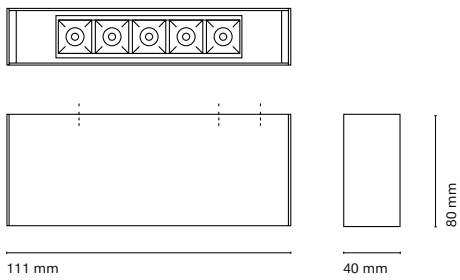
ES
Nueva aplicación adosada a techo para completar todo tu proyecto. Una reproducción cromática inmejorable $CRI > 90$. Sin parpadeo / flicker free. Alta confortabilidad visual ($UGR < 13$)

FR
Nouvelle application pour montage au plafond pour compléter l'ensemble de votre projet. Indice de rendu des couleurs imbattable $IRC > 90$. Flicker free / sans scintillement. Confort visuel élevé ($UGR < 13$).

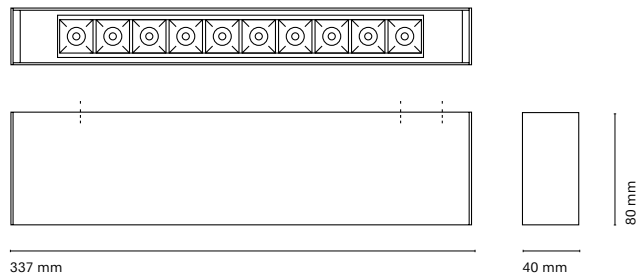
IT
Nuova soluzione a tetto per completare il tuo progetto. Una eccellente riproduzione cromatica $CRI > 90$. Nessun sfarfallio. Alto comfort visivo ($UGR < 13$)



16651-



16652-



	Colour	CRI/Temp.	Angle	Led	Dimming
16651-	0 White	H 927	1 12°	0 620 lm / 5W	On-Off
	1 Black	E 930	3 34°	1 1050 lm / 10W	N Dali no-push
	2 Grey	F 940	4 48°		

	Colour	CRI/Temp.	Angle	Led	Dimming
16652-	0 White	H 927	1 12°	1 1240 lm / 10W	On-Off
	1 Black	E 930	3 34°	3 2100 lm / 20W	N Dali no-push
	2 Grey	F 940	4 48°		



ES

Sobria y elegante, la familia BCN Down está compuesta por cuerpos cilíndricos adosados fabricados en aluminio de extraordinaria pureza. Su diseño simple y minimalista permite realizar innumerables combinaciones jugando con sus diferentes longitudes, diámetros, acabados y accesorios. Disponible en todos los colores de la carta RAL o también en baño electrolítico para acabados en dorado, bronce y grafito.

FR

Sobre et élégante, la famille BCN Down est composée de corps cylindriques attachés, réalisés en aluminium extraordinairement pur. Son design simple et minimaliste permet d'innombrables combinaisons en jouant sur les différentes longueurs, diamètres, finitions et accessoires. Disponible dans toutes les couleurs de la carte RAL ou également en bain électrolytique pour les finitions or, bronze et graphite.

IT

Sobria ed elegante, la famiglia BCN Down è composta da corpi cilindrici, attaccati, in alluminio straordinariamente puro. Il suo design semplice e minimalista permette innumerevoli combinazioni giocando con diverse lunghezze, diametri, finiture e accessori. Disponibile in tutti i colori della tabella RAL o anche in bagno elettrolitico per finiture in oro, bronzo e grafito.

Modest and elegant, BCN Down family is made up of surfaced cylindrical bodies made of high-performance aluminum. Its simple and minimalist design allows for countless combinations playing with its different lengths, diameters, finishes and accessories. Available in all RAL color chart and also in an electrolytic coating for finishes in gold, copper and graphite.

BCN Down

ES

Conforme más diámetro tiene el cilindro, más potencia gana la luminaria y existe la opción de poner led especial para comercios. Es de fácil instalación directamente al techo. Esta familia es muy polivalente y se adapta a los requerimientos de todo tipo de espacios. Además, también está disponible en versión suspendida y proyector.

FR

Plus le diamètre du cylindre est grand, plus le luminaire gagne en puissance et il est possible d'installer des LED spéciales pour les magasins. Il est facile à installer directement au plafond. Cette famille est très polyvalente et s'adapte aux exigences de tous les types d'espaces. En outre, il est également disponible en version suspendue et en version projecteur.

IT

Quanto più grande è il diametro del cilindro, più potenza guadagna l'apparecchio e c'è la possibilità di installare LED speciali per i negozi. È facile da installare direttamente al soffitto. Questa famiglia è molto versatile e si adatta alle esigenze di tutti i tipi di spazi. Inoltre, è disponibile anche in versione sospesa e con proiettore.

Possibility to change the front ring of the suspension to create a warmer and friendlier atmosphere.

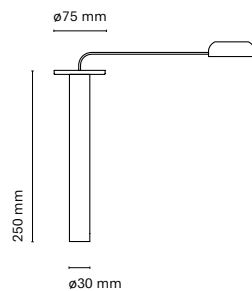


The more diameter the cylinder has, the more power the luminaire gains and the option of putting special LEDs for businesses. This family offers a wide range of possibilities to adapt to the requirements of the environment. In addition, we also have it in suspended and spotlight version.

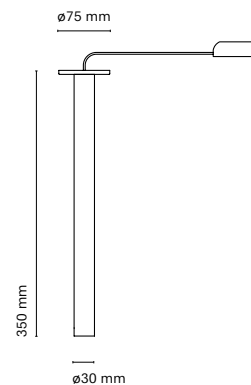
BCN 30 Down

Index protection IP20	Colour temp. 2700K / 3000K
Step McAdam 3-SDCM	Technology LED
Driver Included	Guarantee 5 years
CRI > 90	Class II
Lifetime 50.000h	Voltage 230V

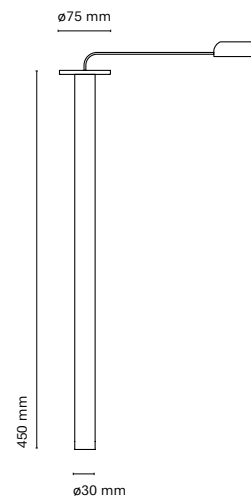
06641-
BCN 30 Down 250 mm
(false ceiling)



06642-
BCN 30 Down 350 mm
(false ceiling)



06643-
BCN 30 Down 450 mm
(false ceiling)



	Colour	CRI/Temp.	Angle	Led	Dimming
06641-	0 White	H 927	1 15°	0 660 lm / 6W	On-Off
06642-	1 Black	E 930	2 25°		N Dali no-push
06643-	A Copper				
	D Gold				
	G Graphite				

Cut-out 60mm

Accessories

	Colour
06790- Front Ring	0 White
	1 Black
	A Copper
	D Gold
	R Red
	G Graphite

BCN 50 Down

Index protection
IP20

Flicker
Flicker free

Step McAdam
3-SDCM

Driver
Included

CRI
> 90

Lifetime
50.000h

Colour temp.
2700K / 3000K /
3500K / 4000K

Technology
LED

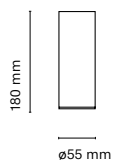
Guarantee
5 years

Class
I

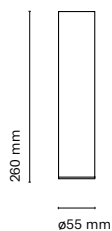
Voltage
230V



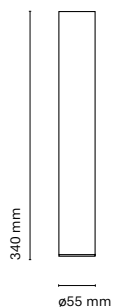
06601-
BCN 50 Down 180 mm



06602-
BCN 50 Down 260 mm



06603-
BCN 50 Down 340 mm



Honeycomb
available for greater
visual comfort

	Colour	CRI/Temp.	Angle	Led	Dimming
06601-	0 White	H 927	2 20°	0 760 lm / 6W	On-Off
06602-	1 Black	E 930	4 40°	1 1030 lm / 9W	N* Dali no-push
06603-	2 Grey	W 935	6 60°		
	A Copper	F 940			
	D Gold				
	G Graphite				

*Not available for 06601-

Accessories

15043- Honeycomb

BCN 90 Down

Index protection
IP20

Colour temp.
2700K / 3000K /
3500K / 4000K

Flicker
Flicker free

Technology
LED

Step McAdam
2-SDCM

Guarantee
5 years

Driver
Included

Class
II

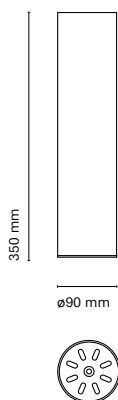
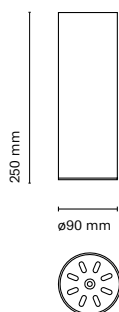
CRI
> 90

Voltage
230V

Lifetime
50.000h

06611-
BCN 30 Down 260 mm

06612-
BCN 30 Down 340 mm



	Colour	CRI/Temp.	Angle	Led	Dimming
06611-	0 White	G 827	1 15°	2 1500 lm / 12W	On-Off
	1 Black	C 830	3 36°	3 2000 lm / 17,5W	D Dali
	2 Grey	N 840	6 60°	4 3000 lm / 25W	
	A Copper	H 927			
	D Gold	E 930			
	G Graphite	W 935			
	F 940				

	Colour	CRI/Temp.	Angle	Led	Dimming
06612-	0 White	G 827	1 15°	2 1500 lm / 12W	On-Off
	1 Black	C 830	3 36°	3 2000 lm / 17,5W	D Dali
	2 Grey	N 840	6 60°	4 3000 lm / 25W	
	A Copper	H 927		5 4000 lm / 33W	
	D Gold	E 930			
	G Graphite	W 935			
	F 940				

	Colour	CRI/Temp.	Angle	Led	Dimming
06612- Special Food Retail	0 White	B Bakery	1 15°	3 2000 lm	On-Off
	1 Black	M Meat	3 36°	4 3000 lm	D Dali
	2 Grey	P Fish	6 60°		
	A Copper	V Fruit			
	D Gold	R Reatil			
	G Graphite				

Accessories

06591- Honeycomb

BCN 120 Down

06631-
BCN 120 Down 180 mm

06632-
BCN 120 Down 350 mm

06633-
BCN 120 Down 500 mm

Index protection
IP20

Colour temp.
2700K / 3000K /
3500K / 4000K

Flicker
Flicker free

Technology
LED

Step McAdam
2-SDCM

Guarantee
5 years

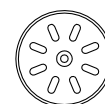
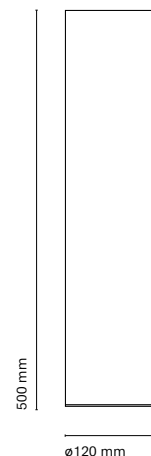
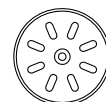
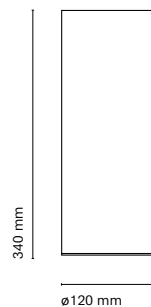
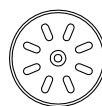
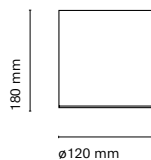
Driver
Included

Class
I

CRI
> 90

Voltage
230V

Lifetime
50.000h



	Colour	CRI/Temp.	Angle	Led	Dimming
06631-	0 White	G 827	1 15°	2 1500 lm / 12W	On-Off
	1 Black	C 830	3 36°	3 2000 lm / 17,5W	D Dali
	2 Grey	N 840	6 60°		
	A Copper	H 927			
	D Gold	E 930			
	G Graphite	W 935			
	F 940				

	Colour	CRI/Temp.	Angle	Led	Dimming
06632-	0 White	G 827	1 15°	2 1500 lm / 12W	On-Off
	1 Black	C 830	3 36°	3 2000 lm / 17,5W	D Dali
	2 Grey	N 840	6 60°	4 3000 lm / 25W	
	A Copper	H 927		5 4000 lm / 33W	
	D Gold	E 930			
	G Graphite	W 935			
	F 940				

	Colour	CRI/Temp.	Angle	Led	Dimming
06633-	0 White	G 827	1 15°	2 1500 lm / 12W	On-Off
	1 Black	C 830	3 36°	3 2000 lm / 17,5W	D Dali
	2 Grey	N 840	6 60°	4 3000 lm / 25W	
	A Copper	H 927		5 4000 lm / 33W	
	D Gold	E 930		6 5000 lm / 37W	
	G Graphite	W 935			
	F 940				

	Colour	CRI/Temp.	Angle	Led	Dimming
06632-	0 White	B Bakery	1 15°	3 2000 lm	On-Off
06633-	1 Black	M Meat	3 36°	4 3000 lm	D Dali
Special	2 Grey	P Fish	6 60°		
Food	A Copper	V Fruit			
Retail	D Gold	R Reatil			
	G Graphite				

Accessories

06596- Honeycomb



Honeycomb
available for greater
visual comfort



Box Down

ES

La familia BOX Down es una luminaria led de superficie fabricada mediante la extrusión de aluminio de alta pureza. Llega a paquetes lumínicos muy altos y permite bascular la dirección de la luz. Disponible en todos los colores de la carta RAL y también en baño electrolítico para acabados en dorado, bronce y grafito. De diseño único y arquitectónico, es idónea cualquier tipología de proyecto ya que permite configurar la luminaria al gusto del consumidor. Además, también la tenemos en versión suspendida, aplique y como proyector

FR

La famille BOX Down est un luminaire LED à montage en surface fabriqué par extrusion d'aluminium de haute pureté. Il atteint des paquets lumineux très élevés et permet d'incliner la direction de la lumière. Disponible dans toutes les couleurs de la carte RAL et également en bain électrolytique pour les finitions or, bronze et graphite. Avec un design unique et architectural, il est idéal pour tout type de projet car il permet de configurer le luminaire au goût du consommateur. En outre, nous le proposons également en version suspendue, comme applique murale et comme projecteur

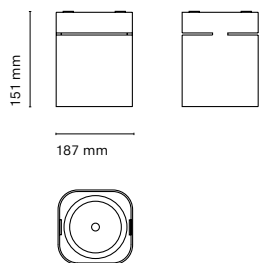
IT

La famiglia BOX Down è un apparecchio d'illuminazione a LED montato in superficie, prodotto da estrusione di alluminio di elevata purezza. Raggiunge pacchetti luminosi molto alti e permette di inclinare la direzione della luce. Disponibile in tutti i colori della tabella RAL e anche in bagno elettrolitico per finiture in oro, bronzo e grafite. Con un design unico e architettonico, è ideale per qualsiasi tipo di progetto in quanto permette di configurare l'apparecchio secondo il gusto del consumatore. Inoltre, lo abbiamo anche in versione sospesa, come luce a parete e come proiettore.

BOX Down family is a surfaced led luminaire manufactured using high-performance aluminum extrusion. It reaches very high light packages and allows to direct the light. Available in all RAL color chart and also in an electrolytic coating for finishes in gold, copper and graphite. With a unique and architectural design, any type of project is ideal since it allows the luminaire to be configured to suit the consumer. In addition, it is also available in a suspended, wall lamp and spotlight version.

Index protection IP20	Lifetime 50.000h
Flicker Flicker free	Colour temp. 2700K / 3000K / 4000K
Step McAdam 2-SDCM	Technology LED
Driver Included	Guarantee 5 years
CRI > 90	Class I
	Voltage 230V

18111-



	Colour	CRI/Temp.	Angle	Led	Dimming
18111-	0 White	G 827	1 15°	2 1500 lm / 12W	On-Off
	1 Black	C 830	3 36°	3 2000 lm / 17,5W	D Dali
	2 Grey	N 840	7 70°	4 3000 lm / 25W	
	A Copper	H 927		5 4000 lm / 33W	
	D Gold	E 930			
	G Graphite	F 940			

Hut is a compact surface downlight with a textured opal diffuser for greater visual comfort. Its natural integration into the ceiling stands out thanks to a perimeter contour with smooth lines and slight curvature. It is ideal as general lighting for spaces where it cannot be recessed. Also available in recessed version.

Hut Down

ES

Hut es un downlight de superficie compacto con difusor opal texturizado para lograr un mayor confort visual. Destaca su natural integración en el techo gracias a un contorno perimetral de líneas suaves y ligera curvatura. Es ideal como iluminación general para espacios donde no se puede empotrar. Disponible también en versión empotrada.

FR

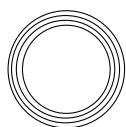
Hut est un downlight compact pour montage en surface avec un diffuseur opale texturé pour un meilleur confort visuel. Il se distingue par son intégration naturelle au plafond grâce à un contour périphérique aux lignes douces et à la légère courbure. Il est idéal comme éclairage général pour les espaces où il ne peut être encastré. Disponible également en version encastrée.

IT

Hut è un downlight di superficie compatto con un diffusore opale testurizzato per un maggiore confort visivo. Si distingue per la sua naturale integrazione nel soffitto grazie a un contorno perimetrale con linee morbide e una leggera curvatura. È ideale come illuminazione generale per spazi dove non può essere incassato. Disponibile anche in versione da incasso.

Index protection IP20	Colour temp. 3000K / 4000K
Flicker Flicker free	Technology LED
Step McAdam 4-SDCM	Guarantee 3 years
Driver Included	Class II
CRI > 80	Voltage 230V
Lifetime 35.000h	

01910-



70 mm

ø210 mm



	Colour	CRI/Temp.	Angle	Led	Dimming
01910-	0 White	C 830	9 90°	3 2000 lm / 21W	On-Off
		N 840			D Dali

Honeycomb
available for greater
visual comfort



Index protection IP20	Colour temp. 2700K / 3000K / 4000K
Step McAdam 3-SDCM	Technology LED
Driver Included	Guarantee 5 years
CRI > 90	Class I
Lifetime 50.000h	Voltage 230V

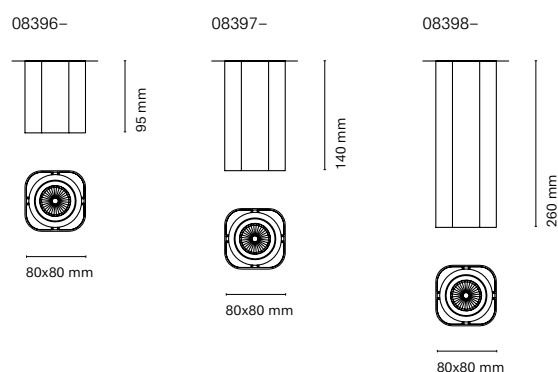
ES
PLATINUM Down es una luminaria de superficie con una estética única gracias a sus aristas redondeadas. Aunque pueda parecer una forma muy rígida, es posible bascular la dirección de la fuente de luz y eso permite controlar muy bien el alumbrado. Posibilidad de personalizar con todos los colores de la carta RAL o también en baño electrolítico para acabados en dorado, bronce y grafito. Dentro de la misma familia encontramos su versión como aplique de pared.

FR
PLATINUM Down est un luminaire de surface avec une esthétique unique grâce à ses bords arrondis. Bien que la forme puisse sembler très rigide, il est possible d'incliner la direction de la source lumineuse, ce qui permet un très bon contrôle de l'éclairage. Possibilité de personnalisation avec toutes les couleurs de la carte RAL ou également en bain électrolytique pour des finitions en or, bronze et graphite. Dans la même famille, nous trouvons sa version en tant que lampe murale.

IT
PLATINUM Down è un apparecchio di superficie con un'estetica unica grazie ai suoi bordi arrotondati. Nonostante la sua forma possa sembrare molto rigida, è possibile inclinare la direzione della fonte di luce, permettendo un ottimo controllo dell'illuminazione. Possibilità di personalizzare con tutti i colori della tabella RAL o anche in bagno elettrolitico per finiture in oro, bronzo e grafito. All'interno della stessa famiglia troviamo la sua versione con luce a muro.

PLATINUM Down is a surface-mounted luminaire with a unique aesthetic thanks to its rounded edges. Although it may seem a very rigid shape, it is possible to tilt the direction of the light source and that allows a very good control of the lighting. Available in all RAL color chart and also in an electrolytic coating for finishes in gold, copper and graphite. Within the same family we find its version as a wall light.

Platinum Down



	Colour	CRI/Temp.	Angle	Led	Application	Dimming
08396-	0 White	H 927	2 20°	0 760 lm / 6W	T Ceiling	On-Off
08397-	1 Black	E 930	4 40°	1 1070 lm / 9W *		
08398-	2 Grey	F 940	6 60°			
	A Copper					
	D Gold					
	G Graphite					

* Not available for 08396- and 08397-

Accessories

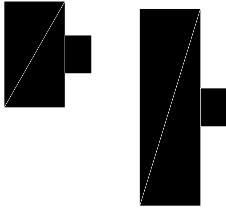
15043- Honeycomb

Wall

Box Wall
p. 238



Platinum Wall
p. 240





ES

La familia BOX Wall es una luminaria led en formato aplique fabricada mediante la extrusión de aluminio de alta pureza. Llega a paquetes lumínicos muy altos y permite bascular la dirección de la luz. Disponible en todos los colores de la carta RAL y también en baño electrolítico para acabados en dorado, bronce y grafito. De diseño único y arquitectónico, es idónea cualquier tipología de proyecto ya que permite configurar la luminaria al gusto del consumidor. Además, también la tenemos en versión suspendida, adosada y como proyector.

FR

La famille BOX Wall est un luminaire mural à LED fabriqué par extrusion d'aluminium de haute pureté. Il atteint des paquets lumineux très élevés et permet d'incliner la direction de la lumière. Disponible dans toutes les couleurs de la carte RAL et également en bain électrolytique pour les finitions or, bronze et graphite. Avec un design unique et architectural, il est idéal pour tout type de projet car il permet de configurer le luminaire au goût du consommateur. En outre, il est également disponible en version suspendue, en version pour montage en surface et en version projecteur.

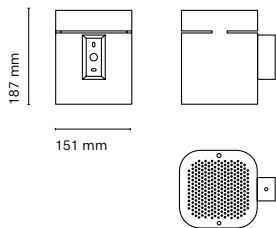
IT

La famiglia BOX Wall è un apparecchio a LED a parete fabbricato per estrusione di alluminio di elevata purezza. Raggiunge pacchetti luminosi molto alti e permette di inclinare la direzione della luce. Disponibile in tutti i colori della tabella RAL e anche in bagno elettrolitico per finiture in oro, bronzo e grafite. Con un design unico e architettonico, è ideale per qualsiasi tipo di progetto in quanto permette di configurare l'apparecchio secondo il gusto del consumatore. Inoltre, è disponibile anche in versione sospesa, a superficie e con proiettore.

Index protection IP20	Lifetime 50.000h
Flicker Flicker free	Colour temp. 2700K / 3000K / 4000K
Step McAdam 2-SDCM	Technology LED
Driver Included	Guarantee 5 years
CRI > 90	Class I
	Voltage 230V

Box Wall

18121-



	Colour	CRI/Temp.	Angle	Led	Dimming
18121-	0 White	G 827	1 15°	2 1500 lm / 12W	On-Off
	1 Black	C 830	3 36°	3 2000 lm / 17,5W	D Dali
	2 Grey	N 840	7 70°	4 3000 lm / 25W	
	A Copper	H 927		5 4000 lm / 33W	
	D Gold	E 930			
	G Graphite	F 940			

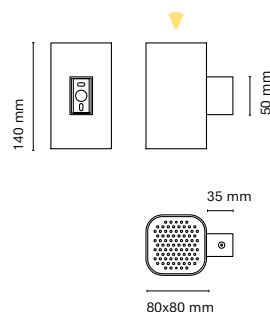


BOX Wall family is a wall led luminaire manufactured using high-performance aluminum extrusion. It reaches very high light packages and allows to direct the light. Available in all RAL color chart and also in an electrolytic coating for finishes in gold, copper and graphite. With a unique and architectural design, any type of project is ideal since it allows the luminaire to be configured to suit the consumer. In addition, it is also available in a suspended, surfaced-ceiling and spotlight version.

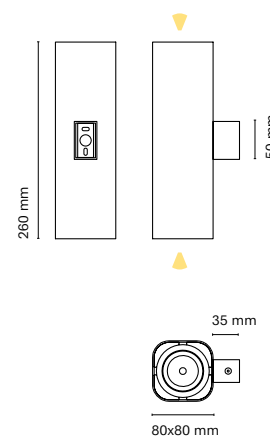
PLATINUM Wall is a wall luminaire with a unique aesthetic thanks to its rounded edges. Although it may seem a very rigid shape, it is possible to tilt the direction of the light source and that allows a very good control of the lighting. Available in all RAL color chart and also in an electrolytic coating for finishes in gold, copper and graphite. Within the same family we find its version as a surface downlight.

Index protection IP20	Colour temp. 2700K / 3000K / 4000K
Flicker Flicker free	☉ Dim to warm 1800K-3000K
Step McAdam 3-SDCM	Technology LED
Driver Included	Guarantee 5 years
CRI > 90	Class I
Lifetime 50.000h	Voltage 230V

08351-



08352-



Platinum Wall

ES
PLATINUM Wall es una luminaria con aplique de pared de una estética única gracias a sus aristas redondeadas. Aunque pueda parecer una forma muy rígida, es posible bascular la dirección de la fuente de luz y eso permite controlar muy bien el alumbrado. Posibilidad de personalizar con todos los colores de la carta RAL o también en baño electrolítico para acabados en dorado, bronce y grafito. Dentro de la misma familia encontramos también su versión adosada.

FR
PLATINUM Wall est une applique murale avec une esthétique unique grâce à ses bords arrondis. Bien que la forme puisse sembler très rigide, il est possible d'incliner la direction de la source lumineuse, ce qui permet de très bien contrôler l'éclairage. Possibilité de personnalisation avec toutes les couleurs de la carte RAL ou également en bain électrolytique pour des finitions en or, bronze et graphite. Dans la même famille, il existe également une version pour montage en surface.

IT
PLATINUM Wall è un'applique con un'estetica unica grazie ai suoi bordi arrotondati. Anche se può sembrare una forma molto rigida, è possibile inclinare la direzione della fonte di luce e questo permette di controllare molto bene l'illuminazione. Possibilità di personalizzare con tutti i colori della tabella RAL o anche in bagno elettrolitico per finiture in oro, bronzo e grafite. All'interno della stessa famiglia c'è anche una versione a montaggio superficiale.

Honeycomb
available for greater
visual comfort



	Colour	CRI/Temp.	Angle	Led	Dimming
08351-	0 White	H 927	4 40°	0 780 lm / 6W	On-Off
	1 Black	E 930	6 60°	1 1070 lm / 9W	
	2 Grey	F 940			
	A Copper				
	D Gold				
	G Graphite				

	Colour	CRI/Temp.	Angle	Led	Dimming
08352-	0 White	H 927	4 40°/40°	0 2 x 780 lm / 6W**	On-Off
	1 Black	E 930	6 60°/60°	1 2 x 1070 lm / 9W	R* Edge cut
	2 Grey	F 940	C 40°/60°		
	A Copper	D* 918-930			
	D Gold				
	G Graphite				

* Dim to warm (1800K - 3000K): Only available with 6W dimmable version.
** Dim to warm 635lm / 6W

Accessories

15043-	Honeycomb
--------	-----------

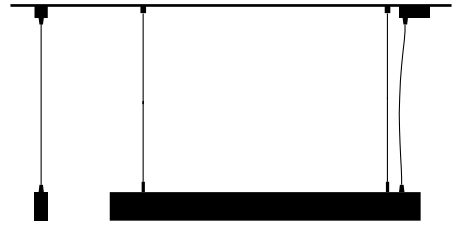
Systems

Infinity

Infinity Air
p. 254



Infinity Up&Down
p. 258



Infinity Down
p. 262



Infinity Frame
p. 266



Infinity Wall
p. 268



Infinity Wall Up&Down
p. 271



Infinity Dot
p. 272







The INFINITY family is made up of continuous light linear structures with a variety of installations and endless configurations. It exists in a wall, suspended, recessed and surfaced version

Infinity

ES

La familia INFINITY está formada por estructuras lineales de luz continua con diversidad de instalaciones y un sinfín de configuraciones. Existe en versión aplique, suspendida, empotrable y adosada

FR

La famille INFINITY se compose de structures linéaires de lumière continue avec une diversité d'installations et un nombre infini de configurations. Il est disponible en version murale, suspendue, encastrée et en saillie.

IT

La famiglia INFINITY è composta da strutture lineari di luce continua con una diversità di installazioni e un numero infinito di configurazioni. È disponibile nelle versioni a parete, a sospensione, a incasso e a superficie.



ES

NEXIA incorpora en la familia INFINITY TRIMLESS la tecnología TUNABLE WHITE (blanco dinámico), que permite el cambio de temperatura de color, entre los 2700K a los 6500K. Poder contar con esta tecnología en un producto como la gama INFINITY es una ventaja para todas aquellas empresas que buscan una mayor optimización de sus oficinas, dotándolas de espacios más versátiles que se adaptan a las diferentes necesidades de forma que generan un mayor bienestar en el espacio de trabajo. Un producto pensado para iluminar de forma saludable teniendo en cuenta el círculo circadiano y las temperaturas de color más confortables en cada momento del día.

FR

NEXIA intègre dans la famille INFINITY TRIMLESS la technologie TUNABLE WHITE (blanc dynamique), qui permet de faire varier la température de couleur de 2700K à 6500K. Pouvoir compter sur cette technologie dans un produit comme la gamme INFINITY est un avantage pour toutes les entreprises qui recherchent une plus grande optimisation de leurs bureaux, en leur offrant des espaces plus polyvalents qui s'adaptent aux différents besoins de manière à générer un plus grand bien-être dans l'espace de travail. Un produit conçu pour éclairer de manière saine, en tenant compte du cercle circadien et des températures de couleur les plus confortables. et les températures de couleur les plus confortables à tout moment de la journée.

IT

NEXIA incorpora nella famiglia INFINITY TRIMLESS la tecnologia TUNABLE WHITE che permette di variare la temperatura di colore tra 2700K e 6500K. Poter contare su questa tecnologia in un prodotto come la gamma INFINITY è un vantaggio per tutte quelle aziende che cercano una maggiore ottimizzazione dei loro uffici, fornendo loro spazi più versatili che si adattano alle esigenze dei loro clienti. Un prodotto progettato per illuminare in modo sano, tenendo conto del ciclo circadiano e delle temperature di colore più confortevoli in qualsiasi momento della giornata.

NEXIA incorporates in the INFINITY TRIMLESS family TUNABLE WHITE technology (dynamic white), which allows the colour temperature to change from 2700K to 6500K. Being able to count on this technology in a product like the INFINITY range is an advantage for all those companies that are looking for greater optimisation of their offices, providing them with more versatile spaces that adapt to different needs in a way that generates greater well-being in the workspace. A product designed to illuminate in a healthy way, taking into account the circadian circle and the most comfortable colour temperatures and the most comfortable colour temperatures at any time of the day, every moment of the day.



ES

Configura espacios totalmente personalizables con líneas continuas de iluminación. Desarrollado para proyectos que utilizan las tres dimensiones de un espacio. INFINITY destaca por ser un sistema de iluminación que no limita la creatividad del diseñador de iluminación.



FR

Permet de configurer des espaces entièrement personnalisables avec des lignes d'éclairage continues. Développé pour les projets qui utilisent les trois dimensions d'un espace. INFINITY se distingue comme un système d'éclairage qui ne limite pas la créativité du concepteur d'éclairage.

IT

Configura spazi completamente personalizzabili con linee continue di illuminazione. Sviluppato per progetti che utilizzano tutte e tre le dimensioni di uno spazio. INFINITY si distingue come un sistema di illuminazione che non limita la creatività del lighting designer.

Customizable in any color of
the RAL chart



Plano a Plano offices by DENYS & VON AREND
Photography by Vicugo Studio



Configure fully customizable spaces with continuous lighting lines. Developed for projects that use the three dimensions of a space. INFINITY stands out for being a lighting system that does not limit the creativity of the lighting designer.



Vivienda particular by Exit Projectes
Photography by Eugeni Aguiló

Infinity Intelligent

Infinity Intelligent integrates a light and movement sensor with a self-learning function. The luminaire automatically learns and adjusts itself according to the environment where it is installed in order to achieve the best balance between user comfort and energy savings. It is completely independent. It just needs to be powered and it will decide when to switch on, when to switch off and when to adjust the flux. No additional installation or complex programming is required.

ES

Infinity Intelligent incorpora sensor de luz y de movimiento con una función de autoaprendizaje. Aprende y se adapta según el entorno donde está instalada para conseguir el mejor compromiso entre el confort del usuario y el ahorro energético. La luminaria es completamente independiente. Sólo necesita alimentarse y ella decidirá cuándo enciende, cuando apaga y cuando regula el flujo. No se necesita ningún tipo de instalación adicional ni complejas programaciones.

FR

Infinity Intelligent intègre des capteurs de lumière et de mouvement avec une fonction d'auto-apprentissage. Il apprend et s'adapte en fonction de l'environnement dans lequel il est installé pour obtenir le meilleur compromis entre le confort de l'utilisateur et les économies d'énergie. Le luminaire est totalement indépendant. Il suffit de l'alimenter et il décidera quand s'allumer, quand s'éteindre et quand réguler le débit. Aucune installation supplémentaire ou programmation complexe n'est pas nécessaire.

IT

Infinity Intelligent incorpora sensori di luce e movimento con una funzione di auto-apprendimento. Ricepisce e si adatta all'ambiente in cui è installato per ottenere il miglior compromesso tra comfort e risparmio energetico. L'apparecchio è completamente indipendente. Ha solo bisogno di essere alimentato e, autonomamente, deciderà quando accendere, spegnere e regolare il flusso. Non è richiesta alcuna installazione aggiuntiva o programmazione complessa.



Infinity will turn on when it recognises presence and not enough light, when it doesn't recognise presence, it waits for a time delay and starts dimming in order to save energy, after that it stays on low level for another time delay and finally turns off. If desired, the times and levels can be adjusted with a free APP for Android or IOs or Nexia can supply the production with the desired pre-set times.

Index protection IP20 / IP43	Colour temp. 2700K / 3000K / 4000K Tuneable White
Step McAdam 3-SDCM	Technology LED
Driver Included	Guarantee 5 years
CRI > 90	Class I
Lifetime 50.000h	Voltage 230V

ES
La luminaria está encendida cuando detecta presencia y no hay luz suficiente, cuando no detecta presencia espera una temporización y comienza a disminuir el flujo para ahorrar energía, después se queda en nivel bajo durante otra temporización y finalmente apaga. Si se desea los tiempos y niveles se pueden ajustar con una APP libre para Android o IOs o bien Nexia puede servir la producción con los tiempos deseados preajustados.

FR
Le luminaire s'allume lorsqu'il détecte une présence et qu'il n'y a pas assez de lumière, lorsqu'il ne détecte pas de présence, il attend une temporisation et commence à diminuer le flux pour économiser de l'énergie, puis reste sur le niveau bas pour une autre temporisation et enfin s'éteint. Si vous le souhaitez, les temps et les niveaux peuvent être ajustés avec une APP gratuite pour Android ou IOs ou Nexia peut servir la production avec les temps prédéfinis souhaités.

IT
L'apparecchio si accende quando rileva la presenza e non c'è abbastanza luce; quando non rileva la presenza aspetta un tempo di ritardo e inizia a diminuire il flusso per risparmiare energia, poi rimane a basso livello per un altro tempo di ritardo e infine si spegne. Se si desidera, i tempi e i livelli possono essere regolati con una APP gratuita per Android o IOs o Nexia può servire la produzione con i tempi preimpostati desiderati.



16122-
Infinity Air Opal 573mm

16132-
Infinity Air Microprismatic 573mm

16142-
Infinity Air Opal IP43 573mm

16152-
Infinity Air Microprismatic IP43 573mm

16123-
Infinity Air Opal 853mm

16133-
Infinity Air Microprismatic 853mm

16143-
Infinity Air Opal IP43 853mm

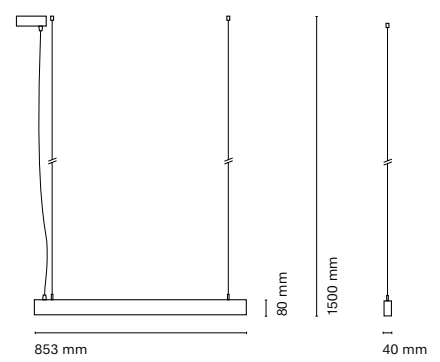
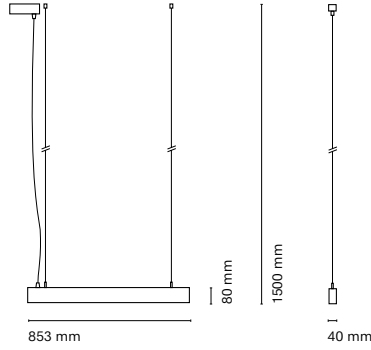
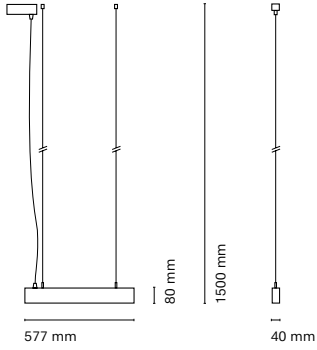
16153-
Infinity Air Microprismatic IP43 853mm

16124-
Infinity Air Opal 1133mm

16134-
Infinity Air Microprismatic 1133mm

16144-
Infinity Air Opal IP43 1133mm

16154-
Infinity Air Microprismatic IP43 1133mm



Infinity Air

	Colour	CRI/Temp.	Led	Dimming
16122-	0 White	H 927	L 1541 lm / 13W	On-Off
16132-	1 Black	E 930	H 2827 lm / 23,8W	D* Dali
16142-	2 Grey	F 940	A* 2150-2280 lm / 14,2W	B* Bluetooth
16152-		T* 827-865	B* 3040-3240 lm / 21,4W	C Cord Switch I Intelligent

	Colour	CRI/Temp.	Led	Dimming	Emergency
16123-	0 White	H 927	L 2311 lm / 19,5W	- On-Off	- No Emergency
16133-	1 Black	E 930	H 4240 lm / 23,8W	D* Dali	EM Kit 1h
16143-	2 Grey	F 940	A* 3225-2420 lm / 21,3W	B* Bluetooth	
16153-		T* 827-865	B* 4560-4860 lm / 32,1W	C Cord Switch I Intelligent	

	Colour	CRI/Temp.	Led	Dimming	Emergency
16124-	0 White	H 927	L 3082 lm / 26W	- On-Off	- No Emergency
16134-	1 Black	E 930	H 5654 lm / 47,6W	D* Dali	EM Kit 1h
16144-	2 Grey	F 940	A 4300-4560 lm / 28,4W	B* Bluetooth	
16154-		T* 827-865	B 6080-6480 lm / 42,8W	C Cord Switch I Intelligent	

* Asterisk indicates the combination Tuneable White

** With the Intelligent Dimming system, the length of the luminaire is +50mm

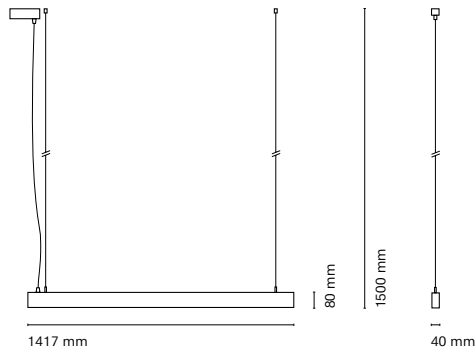
*** IP43 version is not available with C-Cord Swith technology.

16125-
Infinity Air Opal 1413mm

16135-
Infinity Air Microprismatic 1413mm

16145-
Infinity Air Opal IP43 1413mm

16155-
Infinity Air Microprismatic IP43 1413mm

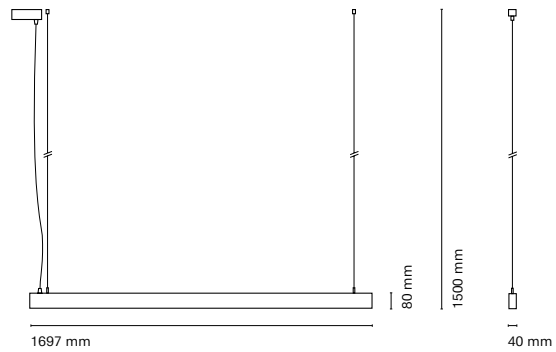


16126-
Infinity Air Opal 1693mm

16136-
Infinity Air Microprismatic 1693mm

16146-
Infinity Air Opal IP43 1693mm

16156-
Infinity Air Microprismatic IP43 1693mm



	Colour	CRI/Temp.	Led	Dimming	Emergency
16125-	0 White	H 927	L 3853 lm / 32,5W	- On-Off	- No Emergency
16135-	1 Black	E 930	H 7067 lm / 59,5W	D* Dali	EM Kit 1h
16145-	2 Grey	F 940	A 5375-5700 lm / 35,5W	B* Bluetooth	
16155-		T* 827-865	B 7600-8100 lm / 53,5W	C Cord Switch	
				I Intelligent	

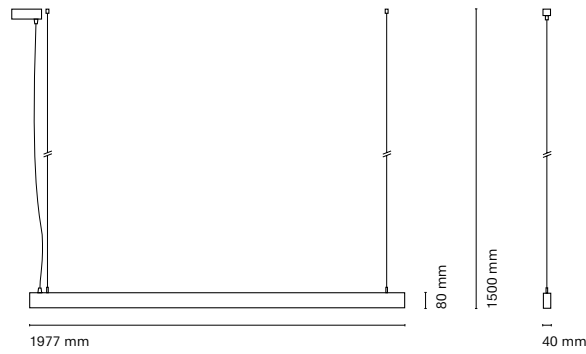
	Colour	CRI/Temp.	Led	Dimming	Emergency
16126-	0 White	H 927	L 4623 lm / 39W	- On-Off	- No Emergency
16136-	1 Black	E 930	H 8481 lm / 71,4W	D* Dali	EM Kit 1h
16146-	2 Grey	F 940	A* 6450-6840 lm / 42,6W	B* Bluetooth	
16156-		T* 827-865	B* 9120-9720 lm / 64,2W	C Cord Switch	
				I Intelligent	

* Asterisk indicates the combination Tuneable White

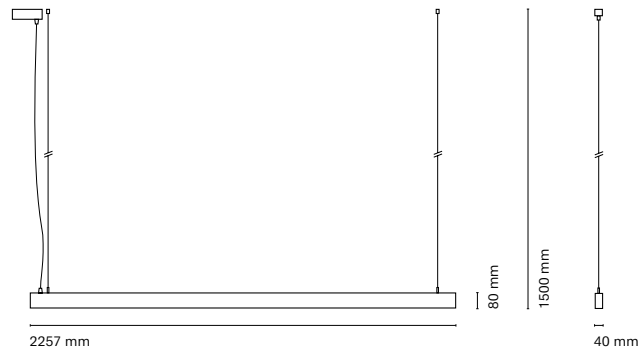
** With the Intelligent Dimming system, the length of the luminaire is +50mm

*** IP43 version is not available with C-Cord Swith technology.

- 16127-
Infinity Air Opal 1973 mm
- 16137-
Infinity Air Microprismatic 1973mm
- 16147-
Infinity Air Opal IP431973 mm
- 16157-
Infinity Air Microprismatic IP43 1973mm



- 16128-
Infinity Air Opal 2253 mm
- 16138-
Infinity Air Microprismatic 2253mm
- 16148-
Infinity Air Opal IP43 2253 mm
- 16158-
Infinity Air Microprismatic IP43 2253mm



	Colour	CRI/Temp.	Led	Dimming	Emergency
16127-	0 White	H 927	L 5394 lm / 45,5W	- On-Off	- No Emergency
16137-	1 Black	E 930	H 9895 lm / 83,3W	D* Dali	EM Kit 1h
16147-	2 Grey	F 940	A* 7525-7980 lm / 49,7W	B* Bluetooth	
16157-		T* 827-865		C Cord Switch	
				I Intelligent	

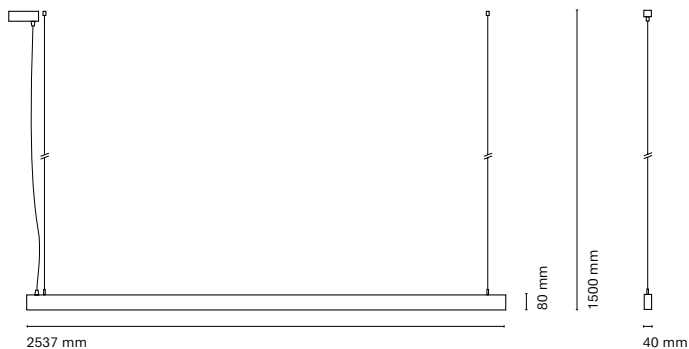
	Colour	CRI/Temp.	Led	Dimming	Emergency
16128-	0 White	H 927	L 6164 lm / 52W	- On-Off	- No Emergency
16138-	1 Black	E 930	H 11308 lm / 95,2W	D* Dali	EM Kit 1h
16148-	2 Grey	F 940	A* 8600-9120 lm / 56,8W	B* Bluetooth	
16158-		T* 827-865		C Cord Switch	
				I Intelligent	

(*) Only for low versión

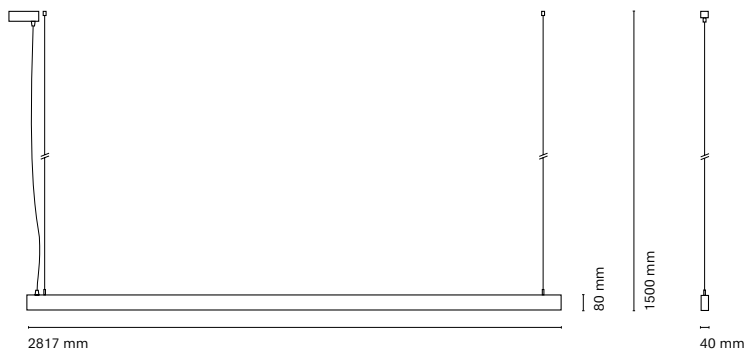
* Asterisk indicates the combination Tuneable White

**With the Intelligent Dimming system, the lenght of the luminaire is +50mm

- 16129-
Infinity Air Opal 2533 mm
- 16139-
Infinity Air Microprismatic 2533mm
- 16149-
Infinity Air Opal IP43 2533 mm
- 16159-
Infinity Air Microprismatic IP43 2533mm



- 16130-
Infinity Air Opal 2813 mm
- 16140-
Infinity Air Microprismatic 2813mm
- 16150-
Infinity Air Opal IP43 2813 mm
- 16160-
Infinity Air Microprismatic IP43 2813mm



	Colour	CRI/Temp.	Led	Dimming	Emergency
16129-	0 White	H 927	L 6935 lm / 58,5W	- On-Off	- No Emergency
16139-	1 Black	E 930	H 12722 lm / 107,1W	D* Dali	EM Kit 1h (*)
16149-	2 Grey	F 940	A* 8600-9120 lm / 56,8W	B* Bluetooth	
16159-		T* 827-865		C Cord Switch	
				I Intelligent	

(*) Only for low versión

	Colour	CRI/Temp.	Led	Dimming	Emergency
16130-	0 White	H 927	L 7705 lm / 65W	- On-Off	- No Emergency
16140-	1 Black	E 930	H 14135 lm / 119W	D* Dali	EM Kit 1h (*)
16150-	2 Grey	F 940		B* Bluetooth	
16160-				C Cord Switch	
				I Intelligent (**)	

(*) Only for low versión

(**) Only available in Low output

* Asterisk indicates the combination Tuneable White

**With the Intelligent Dimming system, the lenght of the luminaire is +50mm

Infinity Up&Down

Index protection
IP20

Colour temp.
2700K / 3000K / 4000K
Tuneable White

Step McAdam
3-SDCM

Technology
LED

Driver
Included


Guarantee
5 years

CRI
> 90

Class
I

Lifetime
50.000h

Voltage
230V



	Colour	CRI/Temp.	Led	Dimming	Emergency
16303-	0 White	H 927	L 3853 lm / 32,5W *	- On-Off	- No Emergency
16313-	1 Black	E 930		D Dali	EM Kit 1h
	2 Grey	F 940		B Bluetooth	
				C Cord Switch	
			I Intelligent		

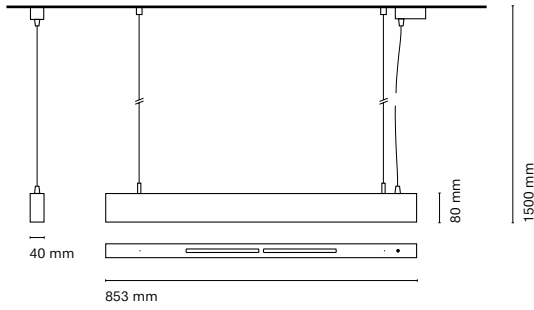
* Up: 1541lm / 13W
* Down: 2312lm / 19,5W

	Colour	CRI/Temp.	Led	Dimming	Emergency
16304-	0 White	H 927	L 5394 lm / 45,5W *	- On-Off	- No Emergency
16314-	1 Black	E 930		D Dali	EM Kit 1h
	2 Grey	F 940		B Bluetooth	
				C Cord Switch	
			I Intelligent		

* Up: 2312lm / 19,5W
* Down: 3082lm / 26W

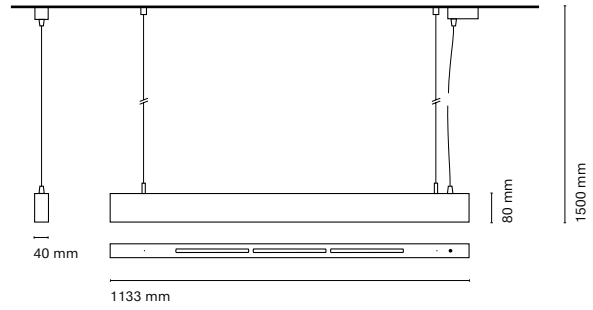
16303-
Infinity Up&Down Opal 853mm

16313-
Infinity Up&Down Microprismatic 853mm



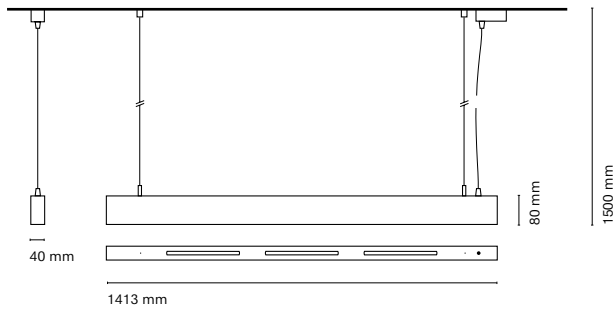
16304-
Infinity Up&Down Opal 1133mm

16314-
Infinity Up&Down Microprismatic 1133mm



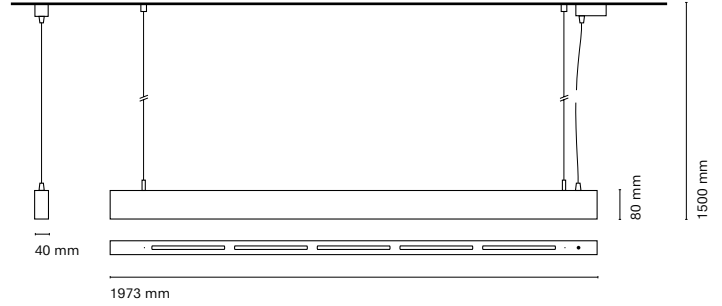
16305-
Infinity Up&Down Opal 1413mm

16315-
Infinity Up&Down Microprismatic 1413mm



16307-
Infinity Up&Down Opal 1973mm

16317-
Infinity Up&Down Microprismatic 1973mm



	Colour	CRI/Temp.	Led	Dimming	Emergency
16305- 16315-	0 White	H 927	L 6164 lm / 52W *	- On-Off	- No Emergency
	1 Black	E 930		D Dali	EM Kit 1h
	2 Grey	F 940		B Bluetooth	
				C Cord Switch	
				I Intelligent	

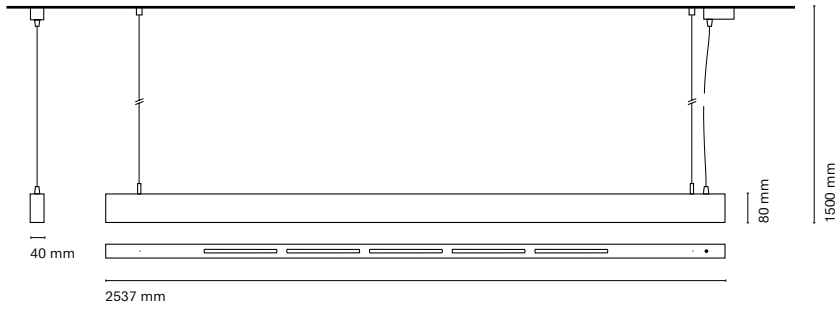
* Up: 2312lm / 19,5W
* Down: 3852lm / 32,5W

	Colour	CRI/Temp.	Led	Dimming
16307- 16317-	0 White	H 927	L 9246 lm / 78W *	- On-Off
	1 Black	E 930		D Dali
	2 Grey	F 940		B Bluetooth
				C Cord Switch
				I Intelligent

* Up: 3852lm / 32,5W
* Down: 5394lm / 45,5W

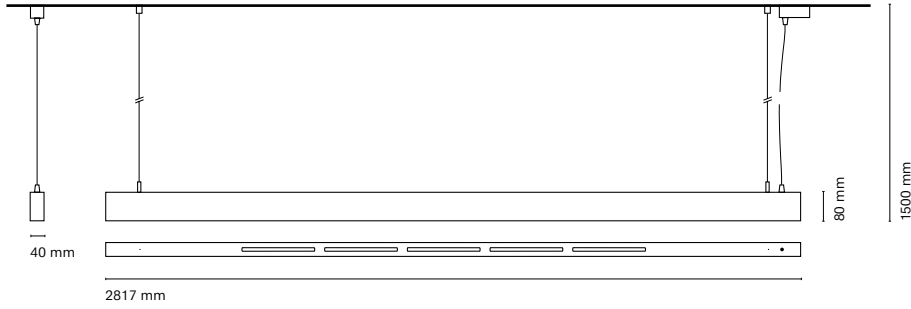
16309-
Infinity Up&Down Opal 2537 mm

16319-
Infinity Up&Down Microprismatic 2537 mm



16310-
Infinity Up&Down Opal 2818mm

16320-
Infinity Up&Down Microprismatic 2818mm



	Colour	CRI/Temp.	Led	Dimming
16309-	0 White	H 927	L 10787 lm / 91W *	On-Off
16319-	1 Black	E 930		D Dali
	2 Grey	F 940		B Bluetooth
				C Cord Switch
			I Intelligent	

* Up: 3852lm / 32,5W
* Down: 6934lm / 58,5W

	Colour	CRI/Temp.	Led	Dimming
16310-	0 White	H 927	L 11557 lm / 97.5W *	On-Off
16320-	1 Black	E 930		D Dali
	2 Grey	F 940		B Bluetooth
				C Cord Switch
			I Intelligent	

* Up: 3852lm / 32,5W
* Down: 7705lm / 65W





Infinity Down

Index protection IP43	Colour temp. 2700K / 3000K / 4000K Tuneable White
Step McAdam 3-SDCM	Technology LED
Driver Included	Guarantee 5 years
CRI > 90	Class I
Lifetime 50.000h	Voltage 230V

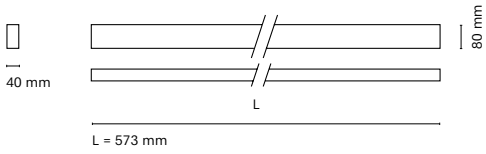
	Colour	CRI/Temp.	Led	Dimming
16102-	0 White	H 927	L 1541 lm / 13W	On-Off
16112-	1 Black	E 930	H 2827 lm / 23,8W	D* Dali
	2 Grey	F 940	A* 2150-2280 lm / 14,2W	B* Bluetooth
		T* 827-865	B* 3040-3240lm / 21.4W	

	Colour	CRI/Temp.	Led	Dimming	Emergency
16103-	0 White	H 927	L 2311 lm / 19,5W	- On-Off	- No Emergency
16113-	1 Black	E 930	H 4240 lm / 23,8W	D* Dali	EM Kit 1h
	2 Grey	F 940	A* 3225-2420 lm / 21,3W	B* Bluetooth	
		T* 827-865	B* 4560-4860 lm / 32.1W		

* Asterisk indicates the combination Tuneable White

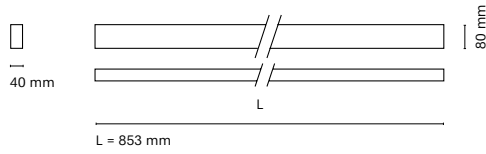
16102-
Infinity Down Opal IP43 573mm

16112-
Infinity Microprismatic IP43 573mm



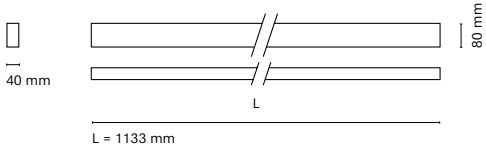
16103-
Infinity Down Opal IP43 853mm

16113-
Infinity Microprismatic IP43 853mm



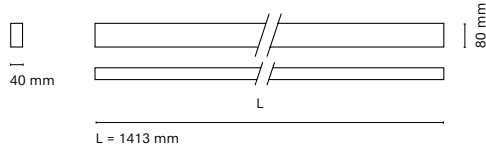
16104-
Infinity Down Opal IP43 1133mm

16114-
Infinity Microprismatic IP43 1133mm



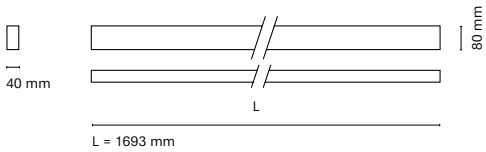
16105-
Infinity Down Opal IP43 1413mm

16115-
Infinity Microprismatic IP43 1413mm



16106-
Infinity Down Opal IP43 1693mm

16116-
Infinity Microprismatic IP43 1693mm

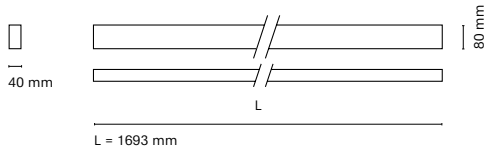


	Colour	CRI/Temp.	Led	Dimming	Emergency
16104-	0 White	H 927	L 3082 lm / 26W	- On-Off	- No Emergency
16114-	1 Black	E 930	H 5654 lm / 47,6W	D* Dali	EM Kit 1h
	2 Grey	F 940	A* 4300-4560 lm / 28,4W	B* Bluetooth	
		T* 827-865	B* 6080-6480 lm / 42,8W		
	Colour	CRI/Temp.	Led	Dimming	Emergency
16105-	0 White	H 927	L 3853 lm / 32,5W	- On-Off	- No Emergency
16115-	1 Black	E 930	H 7067 lm / 59,5W	D* Dali	EM Kit 1h
	2 Grey	F 940	A* 5375-5700 lm / 35,5W	B* Bluetooth	
		T* 827-865	B* 7600-8100 lm / 53,5W		

* Asterisk indicates the combination Tuneable White

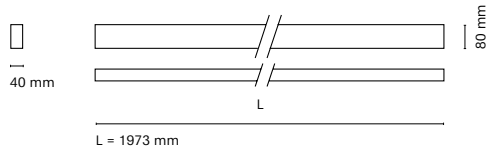
16106-
Infinity Down Opal IP43 1693mm

16116-
Infinity Microprismatic IP43 1693mm



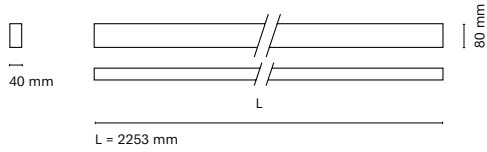
16107-
Infinity Down Opal IP43 1973mm

16117-
Infinity Microprismatic IP43 1973mm



16108-
Infinity Down Opal IP43 2253mm

16118-
Infinity Microprismatic IP43 2253mm



	Colour	CRI/Temp.	Led	Dimming	Emergency
16106-	0 White	H 927	L 4623 lm / 39W	- On-Off	- No Emergency
16116-	1 Black	E 930	H 8481 lm / 71,4W	D* Dali	EM Kit 1h
	2 Grey	F 940	A* 6450-6840 lm / 42,6W	B* Bluetooth	
		T* 827-865	B* 9120-9720 lm / 64,2W		

	Colour	CRI/Temp.	Led	Dimming	Emergency
16107-	0 White	H 927	L 5394 lm / 45,5W	- On-Off	- No Emergency
16117-	1 Black	E 930	H 9895 lm / 83,3W	D* Dali	EM Kit 1h
	2 Grey	F 940	A* 7525-7980 lm / 49,7W	B* Bluetooth	
		T* 827-865			

	Colour	CRI/Temp.	Led	Dimming	Emergency
16108-	0 White	H 927	L 6164 lm / 52W	- On-Off	- No Emergency
16118-	1 Black	E 930	H 11308 lm / 95,2W	D* Dali	EM Kit 1h (*)
	2 Grey	F 940	A* 8600-9120 lm / 56,8W	B* Bluetooth	
		T* 827-865			

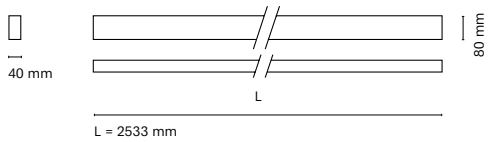
(*) Only for low versión

* Asterisk indicates the combination Tuneable White



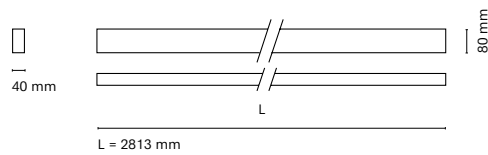
16109-
Infinity Down Opal IP43 2533mm

16119-
Infinity Microprismatic IP43 2533mm



16110-
Infinity Down Opal IP43 2813mm

16120-
Infinity Microprismatic IP43 2813mm



	Colour	CRI/Temp.	Led	Dimming	Emergency
16109-	0 White	H 927	L 6935 lm / 58,5W	- On-Off	- No Emergency
16119-	1 Black	E 930	H 12722 lm / 107,1W	D* Dali	EM Kit 1h (*)
	2 Grey	F 940	A* 8600-9120 lm / 56,8W	B* Bluetooth	
	T* 827-865				

	Colour	CRI/Temp.	Led	Dimming	Emergency
16110-	0 White	H 927	L 7705 lm / 65W	- On-Off	- No Emergency
16120-	1 Black	E 930	H 14135 lm / 119W	D Dali	EM Kit 1h (*)
	2 Grey	F 940		B Bluetooth	

(*) Only for low versión

* Asterisk indicates the combination Tuneable White

Infinity Frame

Index protection
IP43

Colour temp.
3000K / 4000K
Tuneable White

Step McAdam
3–SDCM

Technology
LED

Driver
Included

Guarantee
5 years

CRI
> 90

Class
I

Lifetime
50.000h

Voltage
230V

	Colour	CRI/Temp.	Led	Dimming
16202–	0 White	H 927	L 1541 lm / 13W	On–Off
16212–	1 Black	E 930	H 2827 lm / 23,8W	D* Dali
	2 Grey	F 940	A* 2150–2280 lm / 14,2W	
		T* 827–865	B* 3040–3240lm / 21.4W	

* Asterisk indicates the combination Tuneable White

	Colour	CRI/Temp.	Led	Dimming	Emergency
16203–	0 White	H 927	L 2311 lm / 19,5W	– On–Off	– No Emergency
16213–	1 Black	E 930	H 4240 lm / 23,8W	D* Dali	EM Kit 1h
	2 Grey	F 940	A* 3225–2420 lm / 21,3W		
		T* 827–865	B* 4560–4860 lm / 32.1W		

* Asterisk indicates the combination Tuneable White

	Colour	CRI/Temp.	Led	Dimming	Emergency
16204–	0 White	H 927	L 3082 lm / 26W	– On–Off	– No Emergency
16214–	1 Black	E 930	H 5654 lm / 47,6W	D* Dali	EM Kit 1h
	2 Grey	F 940	A* 4300–4560lm / 28,4W		
		T* 827–865	B* 6080–6480 lm / 45,8W		

* Asterisk indicates the combination Tuneable White

	Colour	CRI/Temp.	Led	Dimming	Emergency
16205–	0 White	H 927	L 3853 lm / 32,5W	– On–Off	– No Emergency
16215–	1 Black	E 930	H 7067 lm / 59,5W	D* Dali	EM Kit 1h
	2 Grey	F 940	A* 5375–5700 lm / 35,5W		
		T* 827–865	B* 7600–8100 lm / 53,5W		

* Asterisk indicates the combination Tuneable White

	Colour	CRI/Temp.	Led	Dimming	Emergency
16206–	0 White	H 930	L 4623 lm / 39W	– On–Off	– No Emergency
16216–	1 Black	E 940	H 8481 lm / 71,4W	D* Dali	EM Kit 1h
	2 Grey	F 827–865	A* 6450–6840 lm / 45,6W		
		T*	B* 9120–9720 lm / 64,2W		

* Asterisk indicates the combination Tuneable White

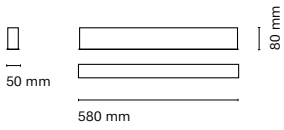
	Colour	CRI/Temp.	Led	Dimming	Emergency
16207–	0 White	H 927	L 5394 lm / 45,5W	– On–Off	– No Emergency
16117–	1 Black	E 930	H 9895 lm / 83,3W	D* Dali	EM Kit 1h
	2 Grey	F 940	A* 7525–7980 lm / 49,7W		
		T* 827–865			

* Asterisk indicates the combination Tuneable White



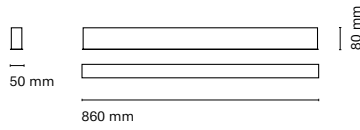
16202-
Infinity Frame Opal IP43 580mm

16212-
Infinity Microprismatic IP43 580mm




16203-
Infinity Frame Opal IP43 860mm

16213-
Infinity Microprismatic IP43 860mm




16204-
Infinity Frame Opal IP43 1140mm

16214-
Infinity Microprismatic IP43 1140mm




16205-
Infinity Frame Opal IP43 1420mm

16215-
Infinity Microprismatic IP43 1420mm




16206-
Infinity Frame Opal IP43 1700mm



16216-
Infinity Microprismatic IP43 1700mm



16207-
Infinity Frame Opal IP43 1980mm

16217-
Infinity Microprismatic IP43 1980mm





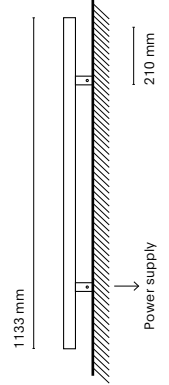
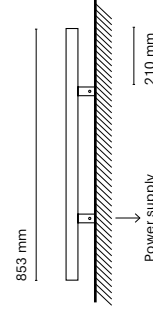
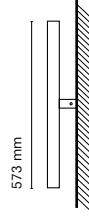
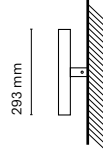
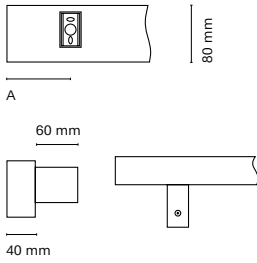
16401 - A = 145 mm
 16402 - A = 285 mm
 16403 - / 16404 - A = 210 mm

16401 -
 Infinity Wall 290mm
 1 Module

16402 -
 Infinity Wall 573mm
 2 Modules

16403 -
 Infinity Wall 853mm
 3 Modules

16404 -
 Infinity Wall 1133mm
 4 Modules



Infinity Wall

Index protection IP43	Colour temp. 2700K / 3000K / 4000K
Step McAdam 3-SDCM	Technology LED
Driver Included	Guarantee 5 years
CRI > 90	Class I
Lifetime 50.000h	Voltage 230V

	Colour	CRI/Temp.	Led	Dimming
16401-	0 White	H 927	L 770 lm / 6,5W	On-Off
	1 Black	E 930	H 1414 lm / 11,9W	D Dali
	2 Grey	F 940		B Bluetooth

	Colour	CRI/Temp.	Led	Dimming
16402-	0 White	H 927	L 1541 lm / 13W	On-Off
	1 Black	E 930	H 2827 lm / 23,8W	D Dali
	2 Grey	F 940		B Bluetooth

	Colour	CRI/Temp.	Led	Dimming
16403-	0 White	H 927	L 2311 lm / 19,5W	On-Off
	1 Black	E 930	H 4240 lm / 23,8W	D Dali
	2 Grey	F 940		B Bluetooth

	Colour	CRI/Temp.	Led	Dimming
16404-	0 White	H 927	L 3082 lm / 26W	On-Off
	1 Black	E 930	H 5654 lm / 47,6W	D Dali
	2 Grey	F 940		B Bluetooth



Index protection
IP43

Colour temp.
2700K / 3000K / 4000K

Step McAdam
3-SDCM

Technology
LED

Driver
Included

Guarantee
5 years

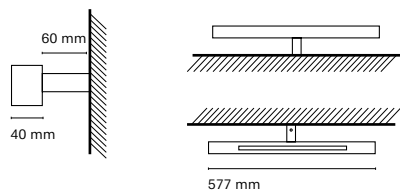
CRI
> 90

Class
I

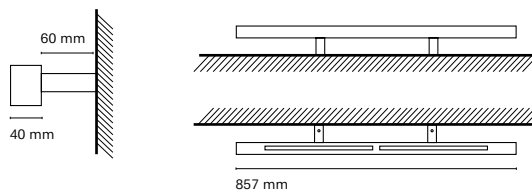
Lifetime
50.000h

Voltage
230V

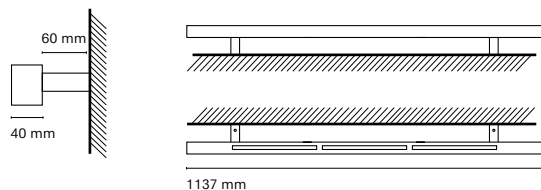
16412-
Infinity Wall Up&Down 577mm



16413-
Infinity Wall Up&Down 857mm



16414-
Infinity Wall Up&Down 1137mm



Infinity Wall Up&Down

	Colour	CRI/Temp.	Led	Dimming
16412-	0 White	H 927	L 2311 lm / 19,5W	On-Off
	1 Black	E 930		D Dali
	2 Grey	F 940		B Bluetooth

	Colour	CRI/Temp.	Led	Dimming
16413-	0 White	H 927	L 3853 lm / 32,5W	On-Off
	1 Black	E 930		D Dali
	2 Grey	F 940		B Bluetooth

	Colour	CRI/Temp.	Led	Dimming
16414-	0 White	H 927	L 5390 lm / 45,5 W	On-Off
	1 Black	E 930		D Dali
	2 Grey	F 940		B Bluetooth



Infinity Dot

Index protection
IP43

Colour temp.
2700K / 3000K / 4000K

Step McAdam
3-SDCM

Technology
LED

Driver
Included

Guarantee
5 years

CRI
> 90

Class
I

Lifetime
50.000h

Voltage
230V

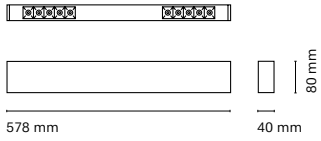
	Colour	CRI/Temp.	Angle	Led	Dimming
16602-	0 White	H 927	1 12°	1 1541 lm / 13W	On-Off
16612-	1 Black	E 930	3 34°	3 2827 lm / 23,8W	D Dali
16702-	2 Grey	F 940	4 48°		B Bluetooth

	Colour	CRI/Temp.	Angle	Led	Dimming
16603-	0 White	H 927	1 12°	2 1860 lm / 15W	On-Off
16613- *	1 Black	E 930	3 34°	4* 3150 lm / 30W	D Dali
16703-	2 Grey	F 940	4 48°		B Bluetooth
					I* Intelligent

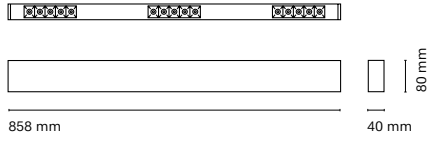
	Colour	CRI/Temp.	Angle	Led	Dimming	Emergency
16604-	0 White	H 927	1 12°	3 2480 lm / 20W	- On-Off	- No emergency
16614- *	1 Black	E 930	3 34°	5 4200 lm / 40W	D Dali	EM 1H Kit
16704-	2 Grey	F 940	4 48°		B Bluetooth	
					I* Intelligent	

* Asterisk indicates combination Intelligent

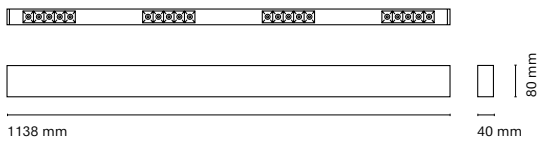
16602- Infinity Dot Down 16612- Infinity Dot Air 16702- Infinity Dot Frame



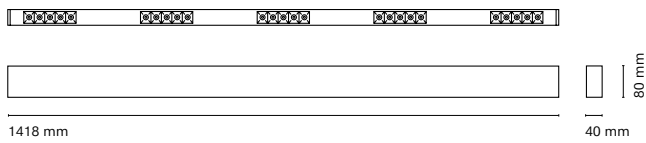
16603- Infinity Dot Down 16613- Infinity Dot Air 16703- Infinity Dot Frame



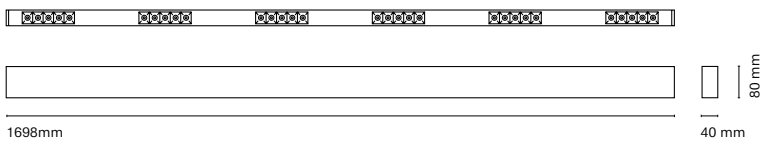
16604- Infinity Dot Down 16614- Infinity Dot Air 16704- Infinity Dot Frame



16605- Infinity Dot Down 16615- Infinity Dot Air 16705- Infinity Dot Frame



16606- Infinity Dot Down 16616- Infinity Dot Air 16706- Infinity Dot Frame

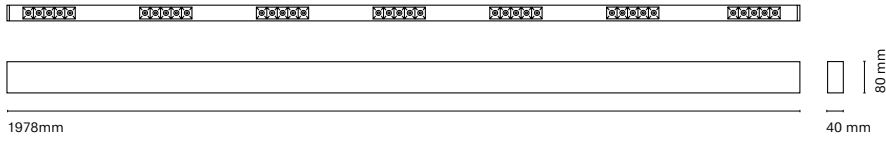


	Colour	CRI/Temp.	Angle	Led	Dimming	Emergency
16605-	0 White	H 927	1 12°	4 3100 lm / 25W	- On-Off	- No emergency
16615- *	1 Black	E 930	3 34°	6 5250 lm / 50W	D Dali	EM 1H Kit
16705-	2 Grey	F 940	4 48°		B Bluetooth	
					I* Intelligent	

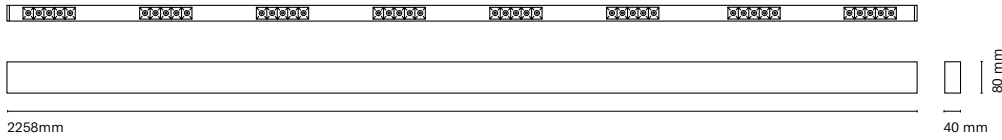
	Colour	CRI/Temp.	Angle	Led	Dimming	Emergency
16606-	0 White	H 927	1 12°	4 3720 lm / 30W	- On-Off	- No emergency
16616- *	1 Black	E 930	3 34°	7 6300 lm / 60W	D Dali	EM 1H Kit
16706-	2 Grey	F 940	4 48°		B Bluetooth	
					I* Intelligent	

* Asterisk indicates combination Intelligent

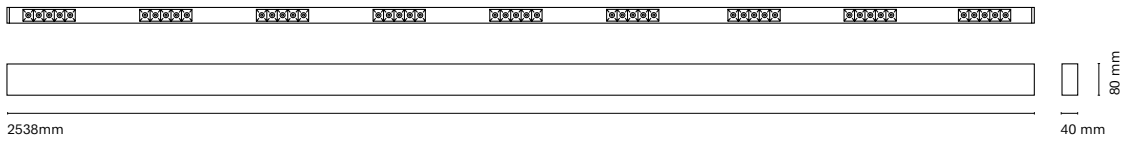
16607- Infinity Dot Down 16617- Infinity Dot Air 16707- Infinity Dot Frame



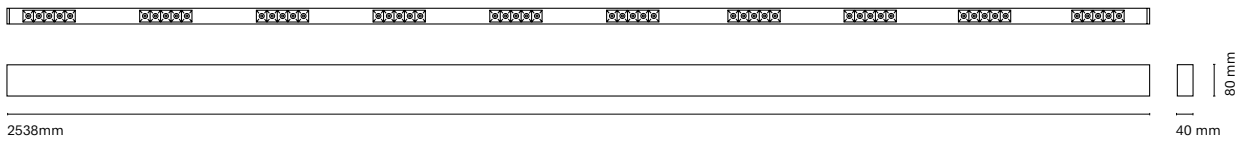
16608- Infinity Dot Down 16618- Infinity Dot Air 16708- Infinity Dot Frame



16609- Infinity Dot Down 16619- Infinity Dot Air 16709- Infinity Dot Frame



16610- Infinity Dot Down 16620- Infinity Dot Air



	Colour	CRI/Temp.	Angle	Led	Dimming	Emergency
16607-	0 White	H 927	1 12°	5 4340 lm / 35W	- On-Off	- No emergency
16617- *	1 Black	E 930	3 34°	8 7350 lm / 70W	D Dali	EM 1H Kit
16707-	2 Grey	F 940	4 48°		B Bluetooth I* Intelligent	
16608-	0 White	H 927	1 12°	5 4960 lm / 40W	- On-Off	- No emergency
16618- *	1 Black	E 930	3 34°	9 8400 lm / 80W	D Dali	EM 1H Kit
16708-	2 Grey	F 940	4 48°		B Bluetooth I* Intelligent	
16609-	0 White	H 927	1 12°	6 5580 lm / 45W	- On-Off	- No emergency
16619- *	1 Black	E 930	3 34°	9 6450 lm / 90W	D Dali	EM 1H Kit
16709-	2 Grey	F 940	4 48°		B Bluetooth I* Intelligent	
16610-	0 White	H 927	1 12°	7* 6200 lm / 50W	- On-Off	- No emergency
16620- *	1 Black	E 930	3 34°	9 10500 lm / 100W	D Dali	EM 1H Kit
	2 Grey	F 940	4 48°		B Bluetooth I* Intelligent	

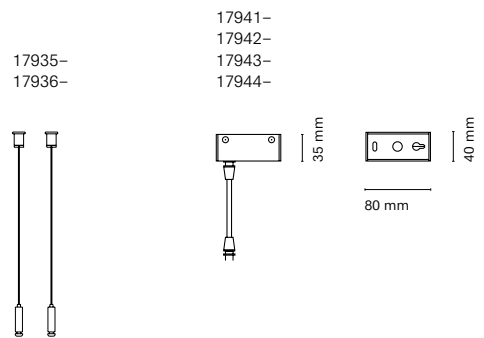
* Asterisk indicates combination Intelligent

Accessories Infinity

Accessories for Suspension

17935-	Infinity Suspended 1500 mm (2 Ud.)
17936-	Infinity Suspended 2500 mm (2 Ud.)

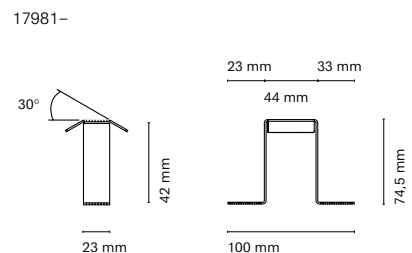
		Colour
17941-	Base Infinity 1500 mm 3 wires	0 White
17942-	Base Infinity 1500 mm 5 wires	1 Black
17943-	Base Infinity 2500 mm 3 wires	2 Grey
17944-	Base Infinity 2500 mm 5 wires	



Accessories for Recessed

17981-	Recessed Version Accessories
--------	------------------------------

Required recessed accessory units	Necessary units
16102 / 16112 (573 x 40 mm)	2
16103 / 16113 (853 x 40 mm)	2
16104 / 16114 (1133 x 40 mm)	2
16105 / 16115 (1413 x 40 mm)	3
16106 / 16116 (1693 x 40 mm)	3
16107 / 16117 (1973 x 40 mm)	3
16109 / 16119 (2533 x 40 mm)	4
16110 / 16120 (2813 x 40 mm)	4







Discover the new Infinity System
applications at nexia.es

Micro spotlights

Micro spotlights
p. 278



Index protection IP20	Colour temp. 2700K / 3500K / 4000K
Flicker Flicker free	Technology LED
Step McAdam 3-SDCM	Guarantee 5 years
Driver Included	Class I
CRI > 90	Voltage 230V
Lifetime 50.000h	



Micro spotlights

ES

La familia Microspotlight es ideal para iluminar vitrinas y pequeños espacios expositivos de acento sin necesidad de sobrecargar el espacio para conseguir un buen nivel y evitando que la luminaria tome importancia por encima de lo que se expone. Potenciar y resaltar objetos a partir de la luz de manera muy discreta. Estas luminarias técnicas con diseño minimalista y de corte estilizado, permiten, tanto en su versión en tija como en la de carril: orientar, graduar y puntualizar la luz de manera muy práctica y sencilla para el usuario.

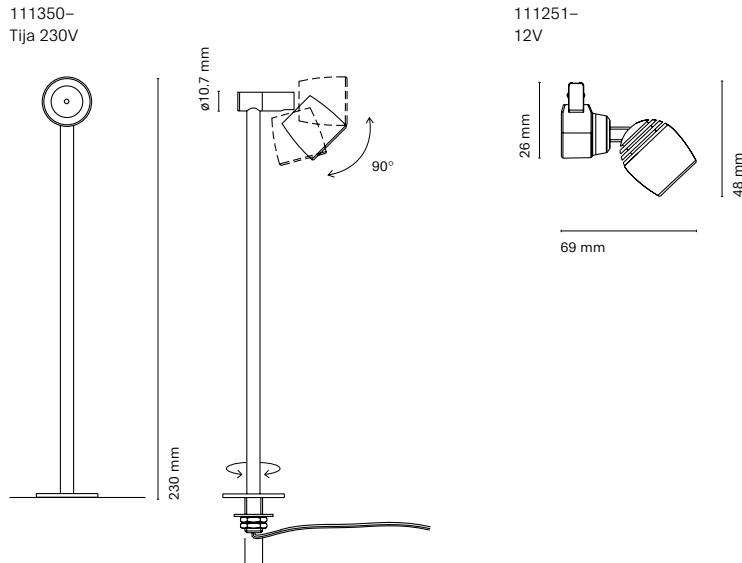
FR

La famille Microspotlight est idéale pour éclairer les vitrines et les petits espaces d'accentuation sans surcharger l'espace pour obtenir un bon niveau et en évitant que le luminaire ne devienne plus important que ce qui est exposé. Mettre en valeur et souligner les objets par la lumière de manière très discrète. Ces luminaires techniques au design minimaliste et à la coupe stylisée permettent, tant dans leur version tige que dans leur version rail : d'orienter, de graduer et de ponctuer la lumière de manière très pratique et simple pour l'utilisateur.

IT

La famiglia Microspotlight è ideale per illuminare vetrine e piccoli spazi d'esposizione senza sovraccaricare lo spazio per ottenere un buon livello ed evitare che l'apparecchio di illuminazione assuma un'importanza superiore a ciò che è esposto. Valorizzare ed evidenziare gli oggetti con la luce in modo molto discreto. Questi apparecchi tecnici dal design minimalista e dal taglio stilizzato permettono, sia nelle versioni a stelo che a binario, di orientare, graduar e punteggiare la luce in modo molto pratico e semplice per l'utente.

The Microspotlight family is ideal for illuminating showcases and small accent display spaces without overloading the space to achieve a good level and preventing the luminaire from taking on importance above what is on display. Enhancing and highlighting objects with light in a very discreet way. These technical luminaires with a minimalist design and stylised cut, allow, both in their stem and track versions: orienting, graduating and punctuating the light in a very practical and simple way for the user.



	Colour	CRI/Temp.	Angle	Led	Dimming
111350-	0 White	H 927	0 8°	0 400 lm / 4W	On-Off
	1 Black	W 935	1 12°		N Dali no push
		F 940	2 24°		
			3 36°		

	Colour	CRI/Temp.	Angle	Led
111251-	0 White	H 927	0 8°	1 187 lm / 4W
	1 Black	W 935	1 12°	
		F 940	2 24°	
			3 36°	


Track for 11251-

		Colour
111256-	Micro Track 12V L=600mm	0 White
111260-	End Cap Micro Track	1 Black
111262-	Feed Connector Micro Track	
111264-	Ajustable Connector Micro Track	
111265-	Vertical Fixing Support Micro Track	


15061-12MW	12V Converter 25W 110-240V IP 42 (*Max. for 6 MicroSpotlight)
15063-12MW	12V Converter 60W 110-240V IP 67 (*Max. For 15 MicroSpotlight)

Panels

Pixel
p. 282



Grill
p. 284





Index protection IP20	Tuneable white 2700K-6500K
UGR < 19 **	Technology LED
Flicker Flicker free	Guarantee 5 years
Step McAdam 3-SDCM	Class II
Driver Included	Voltage 230V
CRI > 80	Bluetooth > 20m
Lifetime 40.000h / 50.000h	**Microprismatic version
Colour temp. 3000K / 4000K	



Pixel

14221-
Pixel Opal
50000h flicker < 1%


14222-
Pixel Microprismatic
50000h flicker < 1%

14211-
Pixel Opal
40000h flicker < 5%

14212-
Pixel Microprismatic
40000h flicker < 5%



596 x 596 mm



30 mm

ES

Este panel ha sido diseñado con la nueva innovadora tecnología BACKLIT que garantiza el no amarilleamiento del difusor. Gracias a la tecnología empleada conseguimos un control total del parpadeo de la luz garantizando la luz saludable para las personas sometidas a iluminación artificial (hasta flicker<1%). Esta luminaria permite su regulación por Dali y Bluetooth.

FR

Ce panneau a été conçu avec la nouvelle technologie innovante BACKLIT qui garantit l'absence de jaunissement du diffuseur. Grâce à la technologie utilisée, nous obtenons un contrôle total du scintillement de la lumière, garantissant une lumière saine pour les personnes soumises à un éclairage artificiel (jusqu'à un scintillement<1%). Ce luminaire peut être gradé via Dali et Bluetooth.

IT

Questo pannello è stato progettato con la nuova tecnologia innovativa BACKLIT che garantisce l'assenza di ingiallimento del diffusore. Grazie alla tecnologia utilizzata, otteniamo un controllo totale dello sfarfallio della luce, garantendo una luce sana per le persone soggette all'illuminazione artificiale (fino a sfarfallio<1%). Questo apparecchio può essere dimmerato tramite Dali e Bluetooth.

This panel has been designed with the new innovative BACKLIT technology that guarantees the non-yellowing of the diffuser. Thanks to the technology used, we achieve total control of light flicker, guaranteeing healthy light for people exposed to artificial lighting (up to flicker < 1%). This fixture can be controlled by Dali and Bluetooth.

	Colour	CRI/Temp.	Angle	Led	Dimming	Emergency
14221-	0 White	C 830	9 120°	5* 3800 lm / 30W	- On-Off	- No emergency
		N 840		6 4800 lm / 40W	D Dali	EM 1H Kit
		T* 827-865			B Bluetooth	
					Z Zigbee	
				N Dali no push		

	Colour	CRI/Temp.	Angle	Led	Dimming	Emergency
14222-	0 White	C 830	9 90°	5* 3600 lm / 30W	- On-Off	- No emergency
		N 840			D Dali	EM 1H Kit
		T* 827-865			B Bluetooth	
					Z Zigbee	
				N Dali no push		


* Asterisk indicates the combination Tuneable White

	Colour	CRI/Temp.	Angle	Led	Dimming	Emergency
14211-	0 White	C 830	9 120°	5 3800 lm / 30W	- On-Off	- No emergency
		N 840				EM 1H Kit

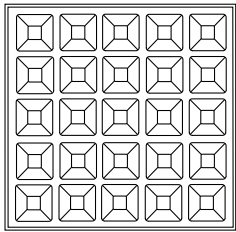
	Colour	CRI/Temp.	Angle	Led	Dimming	Emergency
14212-	0 White	C 830	9 90°	5 3600 lm / 30W	- On-Off	- No emergency
		N 840				EM 1H Kit

Accessories

17941-0	White ceiling base 1500mm 3 wire
17942-0	White ceiling base 1500mm 5 wires (DALI)
14290-	1500mm suspension cable (4 pcs.)
14292-	False ceiling anchor kit Pixel
14293-	Canopy suspension kit 3 wires + 4 steel cables



14201-



596 x 596 mm



ES
Grill es nuestro nuevo panel que se diferencia por su revolucionaria estética permitiendo su completa integración en los espacios. Con su diseño conseguimos un índice de deslumbramiento excepcional (hasta UGR<17). Esta luminaria se puede regular por Dali y Bluetooth.

FR
Grill est notre nouveau panneau qui se distingue par son esthétique révolutionnaire permettant son intégration complète dans les espaces. Grâce à sa conception, nous obtenons un indice d'éblouissement exceptionnel (jusqu'à UGR<17). Ce luminaire peut être gradé via Dali et Bluetooth.

IT
Grill è il nostro nuovo pannello che si distingue per la sua estetica rivoluzionaria che gli permette la completa integrazione negli spazi. Con il suo design otteniamo un indice di abbagliamento eccezionale (fino a UGR<17). Questo apparecchio può essere dimmerato tramite Dali e Bluetooth.

Grill is our new LED panel that stands out for its revolutionary aesthetics, which allows its complete integration into the spaces. Its design allows us to achieve an exceptional antiglare (up to UGR<17). This fixture can be controlled by Dali and Bluetooth.

Index protection IP20	Lifetime 50.000h
UGR < 17 / 18	Colour temp. 3000K / 4000K
Flicker Flicker free	Technology LED
Step McAdam 3-SDCM	Guarantee 5 years
Driver Included	Class II
CRI > 80	Voltage 230V
	Bluetooth > 20m

Grill

	Colour	CRI/Temp.	Angle	Led	Dimming	Emergency
14201-	0 White	C 830	9 90°	5 3600 lm / 36W	- On-Off	No emergency
	1 Black	N 840		6 4500 lm / 46W	D Dali	EM 1H Kit
					B Bluetooth	
					Z Zigbee	
				N Dali no push *		

* Non available in 4500lm version

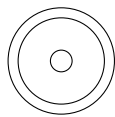
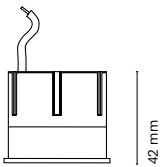
Accessories

17941-0	White ceiling base 1500mm 3 wire
17942-0	White ceiling base 1500mm 5 wires (DALI)
14290-	1500mm suspension cable (4 pcs.)
14291-	False ceiling anchor kit Grill
14293-	Canopy suspension kit 3 wires + 4 steel cables

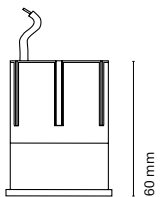


15040-
Led Module IP54 / IP20

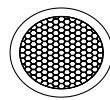
6 / 9 W



13 W

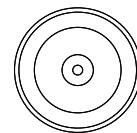
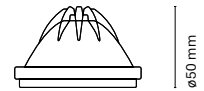


15045-1
Honeycomb



ø50 mm

15035-
Led Module IP20



ø110 mm

Index protection IP20 / IP54	◉ Dim to warm 1800K–3000K
Flicker Flicker free	Technology LED
Step McAdam 3–SDCM	Guarantee 5 years
Driver Included	Class II
CRI > 90	Voltage 230V
Lifetime 50.000h	Bluetooth > 20m
Colour temp. 2700K / 3000K / 4000K	

Led modules

	Colour	CRI/Temp.	Angle	Led	Dimming	Index Protection
15040–	1 Black	H 927	2 20°	0 780lm/6W **	– On–Off	IP20
		E 930	4 40°	1 1070lm/9W	D Dali	P IP54
		F 940	6 60°	2 1400lm/13W	R Edge cut	
		D* 918–930			B Bluetooth	
					Z Zigbee	

* Dim to warm (1800K – 3000K): Only available with 6W dimmable version.
 ** Dim to warm 635lm / 6W

	Colour	CRI/Temp.	Angle	Led	Dimming
15035–	2 Grey	H 927	1 10°	0 1800 lm/19W	On–Off
		E 930	4 40°		D Dali
		F 940			B Bluetooth
					Z Zigbee

Accessories

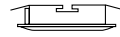
15045–1	Honeycomb for 15040–
---------	----------------------

Eco Alum

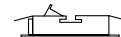


	Colour
00121-	0GU White
	1GU Black
	3GU Matt gold
	4GU Gold
	5GU Matt chrome
	6GU Chrome
	7GU Matt nickel
	9GU Graphite
	CGU Old gold

	Colour
00122-	0GU White
	1GU Black
	3GU Matt gold
	4GU Gold
	5GU Matt chrome
	6GU Chrome
	7GU Matt nickel
	9GU Graphite
	CGU Old gold



ø75 mm

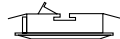


ø84 mm



	Colour
00123-	0GU White
	2GU Grey
	5GU Matt chrome
	7GU Matt nickel

	Colour
00124-	0GU White
	5GU Matt chrome
	7GU Matt nickel



84x84 mm



ø92 mm



	Colour
00126-	0GU White
	5GU Matt chrome
	7GU Matt nickel



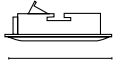
ø104 mm

GU10

Lumi



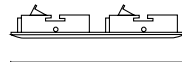
	Colour	
00263-	0GU	White
	1GU	Black
	2GU	Grey



100x100 mm



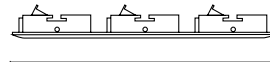
	Colour	
00264-	0GU	White
	1GU	Black
	2GU	Grey



190x100 mm



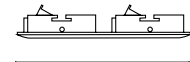
	Colour	
00265-	0GU	White
	1GU	Black
	2GU	Grey



280x100 mm



	Colour	
00266-	0GU	White
	1GU	Black
	2GU	Grey



190x190 mm


Confort S Round



	Colour	
00215-	0GX5.3	White
	1GX5.3	Black
	2GX5.3	Grey



ø100 mm



	Colour	
00216-	0GX5.3	White
	1GX5.3	Black
	2GX5.3	Grey



100x100 mm

Confort S



	Colour	
00301-	0GU	White
	1GU	Black
	2GU	Grey



90x90 mm



	Colour	
00305-	0GU	White
	1GU	Black
	2GU	Grey



100x100 mm



	Colour	
00310-	0GU	White
	1GU	Black
	2GU	Grey



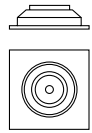
90x90 mm

Inox S



Colour

00291-	0GU	White
	1GU	Black
	8GU	Aluminum

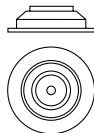


90x90 mm




Colour

00292-	0GU	White
	1GU	Black
	8GU	Aluminum

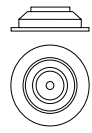


ø90 mm



Colour

00230-	0GU	White
	1GU	Black
	8GU	Aluminum

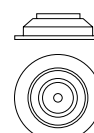


ø80 mm



Colour

00231-	0GU	White
	1GU	Black
	8GU	Aluminum

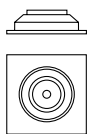


ø90 mm



Colour

00241-	0GU	White
	1GU	Black
	8GU	Aluminum

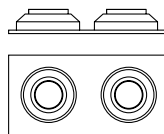


90x90 mm



Colour

00242-	0GU	White
	1GU	Black
	8GU	Aluminum

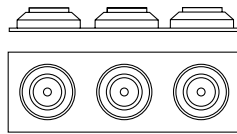


172x90 mm



Colour

00243-	0GU	White
	1GU	Black
	8GU	Aluminum



255x90 mm

Tolva L, M, S



Colour

00401-	0GU	White
00402-	1GU	Black
	8GU	Aluminum
	AGU	Copper
	DGU	Gold
	GGU	Graphite
	RGU	Red



ø105 mm



ø105 mm



Colour

00411-	0GU	White
	1GU	Black
	8GU	Aluminum
	AGU	Copper
	DGU	Gold
	GGU	Graphite
	RGU	Red



ø90 mm



Colour

00293-	0GU	White
	1GU	Black
	8GU	Aluminum
	AGU	Copper
	DGU	Gold
	GGU	Graphite
	RGU	Red



ø60 mm

Kardan L




Colour

02431-	0GX5.3	White
	1GX5.3	Black
	8GX5.3	Aluminum



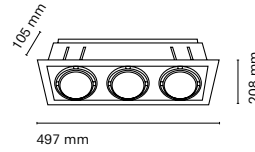
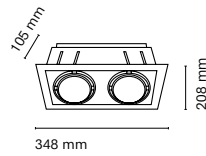
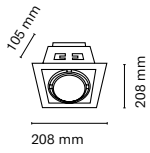
Colour

02432-	0GX5.3	White
	1GX5.3	Black
	8GX5.3	Aluminum



Colour

02433-	0GX5.3	White
	1GX5.3	Black
	8GX5.3	Aluminum



Kardan S



Colour

02411-	0GU	White
	1GU	Black
	8GU	Grey



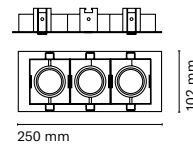
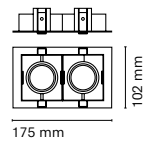
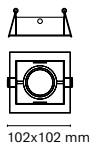
Colour

02412-	0GU	White
	1GU	Black
	8GU	Grey



Colour

02413-	0GU	White
	1GU	Black
	8GU	Grey



Regulation systems

Lighting Control Systems for Non-Dimmable Luminaires

90010-	<p>Presence and Level Sensor on/off</p> <p>Switches luminaires on or off (non-dimmable) depending on the presence and/or pre-set lighting level.</p> <p>Possibility of masking the motion sensor.</p> <p>Possibility to connect several sensors for joint functioning.</p> <p>To be recessed in false ceiling</p>
90011-	<p>Surface Box for ref.90010-</p>

Lighting Control Systems for Dali Luminaires

90030-	<p>Manual Rotary DALI Controller</p> <p>Switches DALI luminaires on, off or regulates luminous flux manually through this communication protocol.</p> <p>Integrated DALI power supply (up to 25 luminaires).</p> <p>100 luminaires maximum at a rate of 25 luminaires per dimmer</p> <p>Universal wall box size, compatible with multiple trims.</p> <p>In the event of a power failure, it returns to the last state</p>
90040-	<p>Keypad DALI Controller</p> <p>Four-scene pushbutton panel in a DALI luminaire installation</p> <p>It uses DALI broadcast communication</p> <p>Integrated DALI power supply (up to 20 luminaires)</p> <p>In the event of a power failure, it returns to the last state</p>
90050-	<p>Manual Rotary DALI DT8</p> <p>Controller for Tunable White luminaires</p> <p>Switches Tunable White luminaires on, off or regulates luminous and colour temperature through DALI DT8 protocol</p> <p>Integrated DALI power supply (up to 25 luminaires).</p> <p>Universal wall box size, compatible with multiple trims</p> <p>In the event of a power failure, it returns to the last state</p>
90041-	<p>Remote control for Ref.90040</p> <p>Optional remote control for calling scenes</p>

Lighting Control Systems for Casambi luminaires

90092-	<p>Dali 70mA power supply</p>
90104-	<p>Casambi-Dali Broadcast Bluetooth Converter</p> <p>With these two elements it is possible to convert a group of up to 30 DALI fixtures to Casambi Bluetooth.</p> <p>The DALI signal is Broadcast, all connected DALI fixtures are working in unison.</p> <p>Can be configured as a DALI DT8 to operate Tunable White luminaires</p> <p>Installed in a place protected against accidental contact.</p>
90100-P	<p>Controller Bluetooth Casambi-Push</p> <p>Bluetooth Casambi Controller, dimming by pushbutton</p> <p>Allow integration of a standard pushbutton into the Casambi System</p>
90102-	<p>Controller Wireless Bluetooth BI/Ne 4 Scenes Casambi</p> <p>Bluetooth Casambi Controller, to call 4 scenes, luminaires or groups.</p> <p>Fixing base included and magnetic system for easy movement.</p>

Colour

0	White
1	Black

Scene system

The Scene system is the new bet of Nexia, which brings the regulation and control systems of luminaires closer to the user through a simple and easy installation from your own mobile device and connection via Bluetooth. It has been developed to the latest DALI standard EN 62386-101 Ed. 2, also known as DALI-2. It supports luminaires compatible with the DALI standard system as in DALI-2 as well as luminaires with Tunable White DALI DT8 technology with colour temperature change, now available in most of the architectural catalogue.

What are the advantages?

The system is effective in current issues and, in our day to day as they are: Energy saving, comfort and adaptability. Through the functions of DALI addressing, DALI grouping, automation based on sensors with presence and motion detection, control based on natural light, ...

How is it used?

Ease of use for the user. The system is configured intuitively, graphically and visually on a plan of the space to work, through an App via Bluetooth connection.

What does Nexia offer?

From our offices, we have a project team that can work and provide a preconfigured file with the user's preferences and advise on how to make the system work efficiently and logically. In this way, only a quick and intuitive identification of the system components via the App via Bluetooth is required during installation to put the system into operation.

Elements required for configuration

90200-	<p>Scene System Controller</p> <p>Up to 64 DALI, DALI-2 or DALI DT8 devices, up to 16 scenes and up to 16 groups</p> <p>Configuration and firmware update via Bluetooth App</p> <p>4 independent inputs for connection of standard pushbuttons</p> <p>Power supply via DALI line, max. power consumption 30 mA</p> <p>Small dimensions 48x28x15mm</p> <p>DALI bus consumption 30mA max.</p>
90092-	<p>Dali Bus Power Supply</p> <p>This component is essential for the operation of the controller.</p> <p>Current supply up to 70mA to the DALI Bus</p> <p>It is possible to install two power supplies on the same DALI bus by increasing the DALI bus current up to 140mA.</p> <p>Small dimensions 80x30x15mm</p>

90211-	Recessed multisensor
90212-	Surface multisensor
	<p>Ambient light sensor, motion detector and infrared sensor for optional remote control. Adjustment of the parameters via the configuration App</p> <p>Power supply via DALI line, max. power consumption 9 mA</p> <p>Versions for recessed mounting in false ceilings or for wall mounting</p> <p>Includes motion detection shielding in one direction Up to 5m high</p> <p>Consumption on DALI bus 9mA max.</p>

90215-	Remote Control
	<p>Optional infrared remote control</p> <p>Switching on, switching off and dimming of luminaires</p> <p>Activating automatic dimming</p> <p>Adjusting the setpoint value of the light regulation</p>

90220-	Pushbutton Controller
	<p>Standard pushbuttons can be integrated into the SCENE system.</p> <p>4 independent inputs for connection of standard push buttons</p> <p>Bus DALI power supply</p> <p>Configuration App</p> <p>Very intuitive SCS Commissioning application for system configuration via bluetooth, available for free on Android and IOS.</p>

90201-	Scene System Programming File
	<p>Configuration files to be imported from the App after the customer has provided information about:</p> <ul style="list-style-type: none"> · Drawing of the space to work in Autocad (.dwg / . dxf) · Need for presence sensors and the areas in which they are to be located. · Need for brightness control and areas to be worked on. · If Scenes are required · If push buttons are required and their behaviour (on / off / scene call)

All this information will be collected via email and always accompanied with a visit from our offices with the client, either virtually or in person, in order to properly adjust the needs of the project.

ES

El sistema Scene es la nueva apuesta de Nexia, que acerca los sistemas regulación y control de luminarias a l'usuario a través de una sencilla y fácil instalación desde su propio dispositivo móvil y conexión via Bluetooth. Este, ha sido desarrollado bajo el más moderno estándar DALI EN 62386-101 Ed. 2, también conocido como DALI-2. Admite luminarias compatibles con el sistema estándar DALI como en el DALI-2, así como luminarias con la tecnología Tunable White DALI DT8 con cambio de temperatura de color, ahora disponible en la mayoría del catálogo arquitectural.

¿Qué ventajas tiene?

El sistema, es eficaz en temas de actualidad y, en nuestro día a día como son: El ahorro energético, confort y adaptabilidad. A través de las funciones de direccionamiento DALI, Agrupación DALI, Automatización basada en sensores con detección de presencia y movimiento, control en función de la luz natural, ...

¿Cómo se utiliza?

Facilidad de uso para el propio usuario. El sistema se configura de forma intuitiva, gráfica y visual sobre un plano del espacio a trabajar, a través de una App mediante conexión via Bluetooth.

¿Qué ofrece Nexia?

Desde nuestras oficinas, disponemos de un equipo de proyectos que puede trabajar y facilitar un archivo preconfigurado con las preferencias del usuario y asesorar para que el sistema trabaje de forma eficiente y lógica.

De esta forma en la instalación sólo es necesaria una rápida e intuitiva identificación de los componentes del sistema mediante la App vía Bluetooth para dejarlo en funcionamiento.

Elementos necesarios para la configuración

90200-	<p>Controlador Sistema Scene</p> <p>Hasta 64 dispositivos DALI, DALI-2 o DALI DT8, hasta 16 escenas y hasta 16 grupos</p> <p>Configuración y actualización del firmware via Bluetooth App</p> <p>4 entradas independientes para la conexión de pulsadores estándar</p> <p>Alimentación de corriente a través de la línea DALI, consumo máximo 30mA</p> <p>Dimensiones reducidas 48x28x15mm</p> <p>Consumo en el bus DALI 30mA máximo</p>
90092-	<p>Alimentador Bus Dali</p> <p>Este componente es imprescindible para el funcionamiento del controlador</p> <p>Suministro de corriente de hasta 70mA al Bus DALI</p> <p>Es posible instalar dos alimentadores en el mismo bus DALI aumentando la corriente del Bus DALI hasta los 140mA</p> <p>Dimensiones reducidas 80x30x15mm</p>

90211- 90212-	<hr/> Multisensor Movimiento Empotrado <hr/> Multisensor Movimiento Adosado <hr/> <p>Sensor de luz ambiental, detector de movimiento y sensor de infrarrojos para mando a distancia opcional. Ajuste de los parámetros mediante la App de configuración</p> <p>Alimentación de corriente a través de la línea DALI, consumo máximo 9mA</p> <p>Versiones para empotrar en falso techo o para adosar</p> <p>Incluye apantallamiento de detección de movimiento en una dirección</p> <p>Hasta 5m de altura</p> <p>Consumo en el bus DALI 9mA máximo</p>	FR	<p>Le système Scene est la nouvelle entreprise de Nexia, qui rapproche les systèmes de régulation et de contrôle de l'éclairage de l'utilisateur grâce à une installation simple et facile depuis son propre appareil mobile et une connexion via Bluetooth. Il a été développé selon la dernière norme DALI EN 62386-101 Ed. 2, également connue sous le nom de DALI-2. Il prend en charge les luminaires compatibles avec le système standard DALI comme dans DALI-2, ainsi que les luminaires dotés de la technologie Tunable White DALI DT8 avec changement de température de couleur, désormais disponibles dans la plupart du catalogue architectural.</p> <p>Quels sont les avantages ?</p> <p>Le système est efficace pour les questions courantes et quotidiennes telles que les économies d'énergie, le confort et l'adaptabilité : Économie d'énergie, confort et adaptabilité. Grâce aux fonctions d'adressage DALI, au regroupement DALI, à l'automatisation basée sur des capteurs avec détection de présence et de mouvement, à la commande en fonction de la lumière du jour, ...</p>	<p>Jusqu'à 5 m de haut</p> <p>Consommation d'énergie sur le bus DALI 9mA max.</p>
90215-	<hr/> Mando a distancia <hr/> <p>Mando a distancia por infrarrojos opcional</p> <p>Encendido, apagado y regulación de las luminarias</p> <p>Activación de la regulación automática de la luz</p> <p>Ajuste del valor nominal de la regulación de la luz</p>	<p>Comment l'utilise-t-on ?</p> <p>La facilité d'utilisation pour l'utilisateur lui-même. Le système se configure intuitivement, graphiquement et visuellement sur un plan de l'espace à travailler, par le biais d'une App via une connexion Bluetooth.</p> <p>Que propose Nexia ?</p> <p>Depuis nos bureaux, nous disposons d'une équipe de projet qui peut travailler et fournir un fichier préconfiguré avec les préférences et les conseils de l'utilisateur afin que le système fonctionne de manière efficace et logique.</p>	90215-	<hr/> Télécommande <hr/> <p>Télécommande infrarouge en option</p> <p>Allumage, extinction et gradation des luminaires</p> <p>Activation de la gradation automatique</p> <p>Réglage de la valeur de consigne de la variation de lumière</p>
90220-	<hr/> Controlador de pulsadores <hr/> <p>Permite integrar pulsadores estándar en el sistema SCENE</p> <p>4 entradas independientes para la conexión pulsadores estándar</p> <p>Se alimentación del Bus DALI</p> <p>App de Configuración</p> <p>Aplicación SCS Commissioning muy intuitiva para la configuración del sistema vía bluetooth, disponible gratuitamente en Android e IOS</p> <p>Servicio de Configuración</p>	<p>De cette façon, lors de l'installation, il suffit d'une identification rapide et intuitive des composants du système via l'App par Bluetooth pour le rendre opérationnel.</p> <p>Éléments requis pour la configuration.</p>	90220-	<hr/> Contrôleur De Boutons Poussoirs <hr/> <p>Permet l'intégration de boutons-poussoirs standard dans le système SCENE.</p> <p>4 entrées indépendantes pour la connexion de boutons poussoirs standard</p> <p>Alimenté par le bus DALI</p> <p>Application De Configuration</p> <p>Application SCS Commissioning très intuitive pour la configuration du système via Bluetooth, disponible gratuitement sur Android et IOS.</p>
90201-	<hr/> Archivo de Programación Sistema Scene <hr/> <p>Archivos de configuración para ser importados desde la App previa información por parte del cliente acerca de:</p> <ul style="list-style-type: none"> · Plano del espacio a trabajar en Autocad (.dwg / .dxf) · Necesidad de sensores de presencia y zonas en las que se quieren ubicar · Necesidad de control de luminosidad y zonas que se quieren trabajar · Si se requieren Escenas · Si se requieren pulsadores y su comportamiento (encendido / apagado / llamado de escenas) <p>Toda esta información se recogerá vía mail y siempre acompañado con una visita desde nuestras oficinas con el cliente, ya sea de manera virtual o bien presencial, con el fin de ajustar correctamente las necesidades del proyecto.</p>	<p>90200-</p> <hr/> Scenecom Controller <hr/> <p>Jusqu'à 64 appareils DALI, DALI-2 ou DALI DT8, jusqu'à 16 scènes et jusqu'à 16 groupes.</p> <p>Configuration et mise à jour du micrologiciel via l'application Bluetooth</p> <p>4 entrées séparées pour le raccordement de boutons-poussoirs standard</p> <p>Alimentation via la ligne DALI, consommation maximale 30mA</p> <p>Petites dimensions 48x28x15mm</p> <p>Consommation d'énergie sur le bus DALI 30mA max.</p> <p>90092-</p> <hr/> Alimentation Du Bus Dali <hr/> <p>Ce composant est essentiel pour le fonctionnement du contrôleur.</p> <p>Alimentation en courant du bus DALI jusqu'à 70mA.</p> <p>Il est possible d'installer deux alimentations sur le même bus DALI en augmentant le courant du bus DALI jusqu'à 140mA.</p> <p>Petites dimensions 80x30x15mm</p> <p>90211-</p> <hr/> Inserted Multisensor <hr/> <p>90212-</p> <hr/> Multisensor Multisensor Built-In <hr/> <p>Capteur de lumière ambiante, détecteur de mouvement et capteur infrarouge pour la télécommande en option. Paramétrage via l'application de configuration</p> <p>Alimentation via la ligne DALI, consommation maximale 9 mA</p> <p>Versions pour montage encastré dans les faux plafonds ou montage en surface</p> <p>Comprend un blindage de détection de mouvement dans une direction</p>	90201-	<hr/> Fichier de programmation du Système Scèn <hr/> <p>Fichiers de configuration à importer depuis l'application après que le client ait fourni des informations sûres :</p> <ul style="list-style-type: none"> · Plan Autocad de l'espace à travailler (.dwg / .dxf) · Nécessité des capteurs de présence et des zones dans lesquelles ils doivent être placés. · La nécessité de contrôler l'éclairage et les zones à travailler · Si des scènes sont nécessaires · Si des boutons poussoirs sont nécessaires et leur comportement (marche / arrêt / appel de scènes) <p>Toutes ces informations seront recueillies par courrier électronique et toujours accompagnées d'une visite de nos bureaux avec le client, soit virtuellement, soit en personne, afin d'ajuster correctement les besoins du projet.</p>

IT

Il sistema Scene è il nuovo progetto di Nexia che porta i sistemi di regolazione e controllo degli apparecchi di illuminazione più vicino all'utente attraverso una semplice e facile installazione dal proprio dispositivo mobile e la connessione via Bluetooth. È stato sviluppato secondo l'ultimo standard DALI EN 62386-101 Ed. 2, noto anche come DALI-2. Supporta apparecchi compatibili con il sistema standard DALI come in DALI-2, così come apparecchi con tecnologia Tunable White DALI DT8 con cambio di temperatura di colore, ora disponibile nella maggior parte del catalogo architettonico.

Quali sono i suoi vantaggi?

Il sistema è efficace nelle questioni attuali e nella nostra vita quotidiana, come ad esempio risparmio energetico, comfort e adattabilità. Attraverso le funzioni di indirizzamento DALI, il raggruppamento DALI, l'automazione basata su sensori con rilevamento di presenza e movimento, il controllo dipendente dalla luce del giorno, ...

Come si usa?

Facilità d'uso per l'utente stesso. Il sistema si configura intuitivamente, graficamente e visivamente su una pianta dello spazio da lavorare, attraverso un'App tramite connessione Bluetooth.

Cosa offre Nexia?

In azienda, abbiamo un team di progetto che può lavorare e fornire un file preconfigurato con le preferenze dell'utente e consigliare in modo che il sistema funzioni in modo efficiente e logico. In questo modo, durante l'installazione, è sufficiente una rapida e intuitiva identificazione dei componenti del sistema tramite l'App via Bluetooth per metterlo in funzione.

Elementos necesarios para la configuración

90200-

Regolatore Sistema Scene

Fino a 64 dispositivi DALI, DALI-2 o DALI DT8, fino a 16 scene e fino a 16 gruppi
Configurazione e aggiornamento del firmware tramite App Bluetooth
4 ingressi separati per il collegamento di pulsanti standard
Alimentazione tramite linea DALI, consumo massimo 30mA
Piccole dimensioni 48x28x15mm
Consumo di energia sul bus DALI max. 30mA

90092-

Alimentatore Bus Dali

Questo componente è essenziale per il funzionamento del controller.
Alimentazione di corrente fino a 70mA al bus DALI
È possibile installare due alimentatori sullo stesso bus DALI aumentando la corrente del bus DALI fino a 140mA.
Piccole dimensioni 80x30x15mm

90211-

Multisensore Movimento Ad Incasso

90212-

Multisensore Movimento In Superficie

Sensore di luce ambientale, rilevatore di movimento e sensore a infrarossi per il controllo remoto opzionale. Impostazione dei parametri tramite l'App di configurazione
Alimentazione tramite linea DALI, consumo massimo 9mA
Versioni per il montaggio ad incasso in controsoffitti o per il montaggio in superficie
Include la schermatura di rilevamento del movimento in una direzione
Fino a 5m di altezza
Consumo di energia sul bus DALI max. 9Ma

90215-

Telecomando a Distanza

Telecomando a infrarossi opzionale
Accensione, spegnimento e dimmerazione di apparecchi
Attivazione dell'oscuramento automatico
Regolazione del valore nominale per il dimming

90220-

Regolatore de Pulsadores

Permette l'integrazione di pulsanti standard nel sistema SCENE
4 ingressi separati per il collegamento di pulsanti standard
Alimentato dal bus DALI
App Di Configurazione
Applicazione SCS Commissioning molto intuitiva per la configurazione del sistema via Bluetooth, disponibile gratuitamente su Android e IOS.

90201-

File Di Programmazione Del Sistema Di Scene

File di configurazione da importare dall'App dopo che il cliente ha fornito informazioni su:
· Pianta Autocad dello spazio da lavorare (.dwg / .dxf)
· Necessità di sensori di presenza e le aree in cui devono essere collocati.
· La necessità di controllo dell'illuminazione e le aree su cui lavorare.
· Se le scene sono richieste
· Se sono necessari pulsanti e il loro comportamento (on / off / scene di chiamata)

Tutte queste informazioni saranno raccolte via e-mail e sempre accompagnate da una visita dei nostri uffici con il cliente, virtualmente o di persona, al fine di regolare correttamente le esigenze del progetto.

90200-



90092-



90211-



90212-



90215-










90220-













Profiles







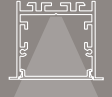
Surface Mounted

	22001	22003	22005	22012	22006	22004	22008
							
	Mini	Magnetic	Plate	Socket	Low	45°	45°
Maximum power	15W	20W	15W	20W	20W	20W	20W
Inner profile dimension	4.1 mm	12.3 mm	10.5 mm	12.3 mm	12.3 mm	15.1 mm	12.3 mm
Lenses					X		
Page	308	311	311	312	312	313	314

	22013	15979	15653	15840	22014	15752	15667
							
	Steps	Basic	Round	Double led	Up&Down	Curvable	High
Maximum power	20W	20W	30W	42W	20W+20W	15W	30W
Inner profile dimension	12.25 mm	12.2 mm	12.2 mm	25.9 mm	17.9 mm	10.2 mm	17 mm
Lenses							
Page	314	315	316	317	317	318	319

	15654	15600	15602
			
	Floor	Basic Low	Basic High
Maximum power	20W	20W	30W
Inner profile dimension	12.3 mm	13 mm	13 mm
Lenses		X	X
Page	319	320	321

Recessed

	22002	22009	22010	22011	22007	15974	15850
							
	Mini	Corner	Corner	Architectural	Low	Basic	Double led
Maximum power	15W	20W	15W	20W	20W	20W	42W
Inner profile dimension	4.1 mm	12.3 mm	12.3 mm	13 mm	12.3 mm	12.5 mm	25.9 mm
Lenses							
Page	308	309	310	309	313	315	316

	15621	15652
		
	Walkable	Wall
Maximum power	20W	20W
Inner profile dimension	12.2 mm	14.2 mm
Lenses		
Page	318	320

	Suspended	15653	15840
			
		Round	Double led
Maximum power		30W	20W
Inner profile dimension		12.2 mm	12.3 mm
Lenses			
Page		316	317



Residential project in Teià by Exitprojectes Arquitectos
Photography by Eugeni Aguiló



Apartment in Sabadell by Exitprojectes Arquitectos
Photography by Eugeni Aguiló

Bluetooth and Virtual Assistants an experience for each mood

Creating scenes using light has never been easier. NEXIA implements the Bluetooth technology. Integrated in our fixtures, allowing you to control the lighting simply with your smartphone. Easy, isn't it? The lights are automatically linked to an APP, ready to create a mood for each one of your moments. "Get up in the morning with a soft and delicate light, have a dynamic atmosphere for breakfast and dining at home with Laura in a romantic and tenuous mood." Everything is programmable without the need for additional wiring and programming costs. Your ideal mood is just a click away! Compatibility on Android and iOS.


ES

Bluetooth y asistentes virtuales un ambiente para cada momento

Nunca ha sido tan fácil la creación de escenas mediante la luz. NEXIA implementa la tecnología Bluetooth. Incorporada en nuestras luminarias, permite regular la iluminación simplemente con tu smartphone. ¿Fácil verdad? Las luminarias se vinculan automáticamente con una APP, listas para crear un ambiente para cada uno de tus momentos. "Levantarte por la mañana con una luz ligera y sutil, desayunar con un ambiente dinámico y cenar en casa con Laura en una atmósfera romántica y tenue." Todo es programable sin necesidad de cableados y costes de programación adicionales. ¡Tú ambiente ideal a un solo clic! Compatibilidad en Android y IOs



Office by Espai 31



Residential project in Teià by Exitprojectes Arquitectos
Photography by Eugeni Aguiló

FR

Bluetooth et assistants virtuels une expérience pour chaque mode

Créer des scènes en utilisant la lumière n'a jamais été aussi facile. NEXIA met en œuvre la technologie Bluetooth. Intégrée dans nos luminaires, elle vous permet de contrôler l'éclairage simplement avec votre smartphone. Facile, n'est-ce pas ? Les lumières sont automatiquement liées à une APP, prête à créer une ambiance pour chacun de vos moments. Se lever le matin avec une lumière douce et délicate, avoir une atmosphère dynamique pour le petit déjeuner et le dîner à la maison avec Laura dans une ambiance romantique et ténue." Tout est programmable sans besoin de câblage supplémentaire et de coûts de programmation. Votre humeur idéale n'est qu'à un clic de vous ! Compatibilité sur Android et iOS

IT

Bluetooth e assistenti virtuali un'ambiente per ogni momento

Creare scene con la luce non è mai stato così facile. NEXIA implementa la tecnologia Bluetooth. Integrato nei nostri apparecchi, ti permette di regolare l'illuminazione semplicemente con il tuo smartphone. Facile, no? Gli apparecchi sono collegati automaticamente ad un'APP, pronti a creare un'atmosfera per ogni tuo momento. Svegliarsi al mattino con una luce leggera e sottile, fare colazione con un ambiente dinamico e cenare a casa con Laura in un'atmosfera romantica e delicata. Tutto è programmabile senza aver bisogno di ulteriori cablaggi e costi di programmazione - il vostro ambiente ideale è a portata di clic! Compatibilità su Android e iOS



Control the light with Alexa and Google Home

NEXIA introduces in this catalog a controller compatible with Alexa and Google Home that allows you to manage all existing products in this catalog with virtual assistants. Light is a key element, with a strong influence on human beings. Its wide variations, both in its artificial and natural state influence our mood and our behavior. Thanks to Alexa and Google Home you will be able to dynamically transform all the spaces applying light effects, adapting it to highlight what you need, controlling its intensity, its colour, attenuate it or modify its tones. This new converter allows us to activate the lighting comfortably and automatically without the need for additional programming. You will have total control of the lighting and in a fast and intuitive way. Forget about monotonous, boring and linearly lighted spaces and dare to play and experiment with light and its vitality. Controller available on page 56 of the catalogue (reference 15726-WIFI).

ES

¡Controla la luz con Alexa y Google Home!

NEXIA incorpora en este catálogo un controlador compatible con Alexa y Google Home que te permite gestionar todos los productos existentes de este catálogo con los asistentes virtuales. La luz es un elemento clave, con una gran influencia en el ser humano. Sus amplias variaciones, tanto en su estado artificial como natural influyen en nuestro estado de ánimo y en nuestro comportamiento. Gracias a Alexa y Google Home podrás transformar de forma dinámica todos los espacios aplicando efectos de luz, adecuarla para resaltar aquello que necesites, controlar su intensidad, su color, atenuarla o modificar sus matices. Este nuevo convertidor nos permite activar de forma cómoda y automática la iluminación sin necesidad de programaciones adicionales. Tendrás un control total de la iluminación y de forma rápida e intuitiva. Olvídate de los espacios monótonos, aburridos y con una iluminación lineal y atrévete a jugar y experimentar con la luz y su vitalidad. Controlador disponible en la página 56 del catálogo (referencia 15726-WIFI).

FR

Contrôlez la lumière avec Alexa et Google Home !

NEXIA incorpore dans ce catalogue un contrôleur compatible avec Alexa et Google Home qui permet de gérer tous les produits existants dans ce catalogue avec les assistants virtuels. La lumière est un élément clé, qui a une grande influence sur les êtres humains. Ses grandes variations, tant à l'état artificiel que naturel, influencent notre humeur et notre comportement. Grâce à Alexa et Google Home, vous pouvez transformer dynamiquement tous les espaces en appliquant des effets de lumière, en l'adaptant pour mettre en valeur ce dont vous avez besoin, en contrôlant son intensité, sa couleur, en la tamisant ou en modifiant ses nuances. Ce nouveau convertisseur nous permet d'activer l'éclairage de manière pratique et automatique, sans avoir besoin d'une programmation supplémentaire. Vous aurez un contrôle total de l'éclairage d'une manière rapide et intuitive. Oubliez les espaces monotones et ennuyeux avec un éclairage linéaire et osez jouer et expérimenter avec la lumière et sa vitalité. Contrôleur disponible à la page 56 du catalogue (référence 15726-WIFI).

IT


Controlla la luce con Alexa e Google Home!

NEXIA incorpora in questo catalogo un controller compatibile con Alexa e Google Home che permette di gestire tutti i prodotti del catalogo con gli assistenti virtuali. La luce è un elemento chiave, con una grande influenza sugli esseri umani. Le sue ampie variazioni, sia allo stato artificiale che naturale, influenzano il nostro umore e il nostro comportamento. Grazie ad Alexa e Google Home, puoi trasformare dinamicamente tutti gli spazi applicando effetti di luce, adattandola per evidenziare ciò di cui hai bisogno, controllando la sua intensità, il suo colore, oscurandola o modificando le sue sfumature. Questo nuovo convertitore ci permette di attivare comodamente e automaticamente l'illuminazione senza la necessità di una programmazione aggiuntiva. Avrete il controllo totale dell'illuminazione in modo rapido e intuitivo. Dimenticate gli spazi monotoni e noiosi con un'illuminazione lineare e osate giocare e sperimentare con la luce e la sua vitalità! Controller disponibile a pagina 56 del catalogo (riferimento 15726-WIFI).



Profiles

22001



Mini surface mounted profile

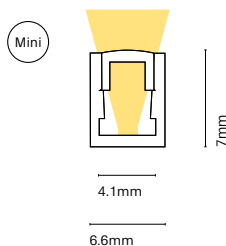
ES Perfil de superficie mini
FR Profilé miniature pour montage en surface
IT Profilo mini di superficie

Material
AL6063-T5

Application
Surface


Inner dimension
4.1 mm

Maximum power
15W



	Colour	Lenght
22001-	8 Silver	200 200 cm
		150 150 cm
		100 100 cm
		050 50 cm

22002



Mini recessed profile

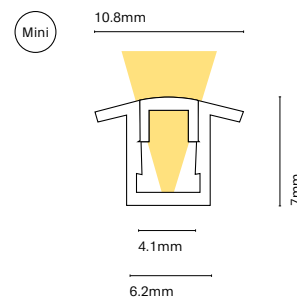
ES Perfil empotrable mini
FR Profilé mini encastré
IT Profilo mini da incasso

Material
AL6063-T5

Application
Recessed

Inner dimension
4.1 mm

Maximum power
15W



	Colour	Lenght
22002-	8 Silver	200 200 cm
		150 150 cm
		100 100 cm
		050 50 cm

Accessories

		Lenght
22301-	Transparent diffuser (loss by diffuser 5%)	200 200 cm
22302-	Opal diffuser (loss by diffuser 30%)	150 150 cm
		100 100 cm
		050 50 cm
22501-	End cap with hole	
22502-	End cap without hole	
22503-	Fixation clip	

22301-
22302-



22501-
22502-



22503-



Accessories

		Lenght
22301-	Transparent diffuser (loss by diffuser 5%)	200 200 cm
22302-	Opal diffuser (loss by diffuser 30%)	150 150 cm
		100 100 cm
		050 50 cm
22504-	End cap with hole	
22505-	End cap without hole	

22504-
22505-



22009



Architectural profile for wall edges (protruding)

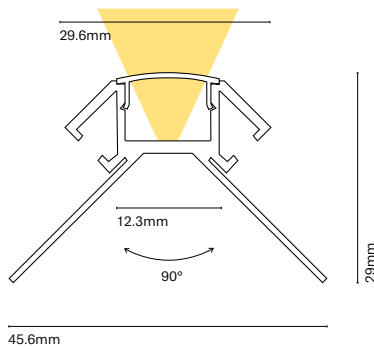
ES Perfil arquitectonico para aristas pared (salientes)
 FR Profil architectural pour les bords de mur (en saillie)
 IT Profilo architettonico per i bordi delle pareti (sporgenze)

Material
 AL6063-T5

Application
 Recessed

Inner dimension
 12.3 mm

Maximum power
 20W



	Colour	Lenght	
22009-	8 Silver	200	200 cm
		150	150 cm
		100	100 cm
		050	50 cm

Accessories

		Lenght	
22303-	Transparent diffuser (loss by diffuser 5%)	200	200 cm
22304-	Opal diffuser (loss by diffuser 30%)	150	150 cm
		100	100 cm
		050	50 cm

22530-	End cap with hole
22531-	End cap without hole


22303-
 22304-



22530-
 22531-



22011



Architectural profile for wall

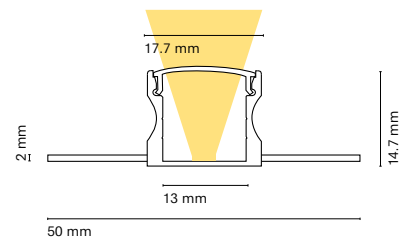
ES Perfil arquitectonico para pared
 FR Profil de mur architectural
 IT Profilo architettonico per parete

Material
 AL6063-T5

Application
 Recessed

Inner dimension
 13 mm

Maximum power
 20W



	Colour	Lenght	
22011-	8 Silver	200	200 cm
		150	150 cm
		100	100 cm
		050	50 cm


Accessories

		Lenght	
22303-	Transparent diffuser (loss by diffuser 5%)	200	200 cm
22304-	Opal diffuser (loss by diffuser 30%)	150	150 cm
		100	100 cm
		050	50 cm

This profile can be painted in the same colour as the wall during installation.

ES Este perfil puede ser pintado en la obra del mismo color que la pared
 FR Ce profil peut être peint sur place dans la même couleur que le mur.
 IT Questo profilo può essere verniciato nello stesso colore della parete, durante l'installazione.

22010



Architectural profile for wall edges (corners)

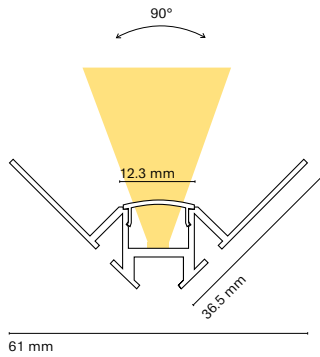
ES Perfil arquitectónico para aristas pared (rincones)
 FR Profil architectural pour les bords de mur (courners)
 IT Profilo architettonico per i bordi delle pareti (angoli)

Material
 AL6063-T5

Application
 Recessed

Inner dimension
 12.3 mm

Maximum power
 20W



	Colour	Lenght	
22010-	8 Silver	200	200 cm
		150	150 cm
		100	100 cm
		050	50 cm

Accessories

		Lenght	
22303-	Transparent diffuser (loss by diffuser 5%)	200	200 cm
22304-	Opal diffuser (loss by diffuser 30%)	150	150 cm
		100	100 cm
		050	50 cm

22532-	End cap with hole
22533-	End cap without hole

22532-
 22533-

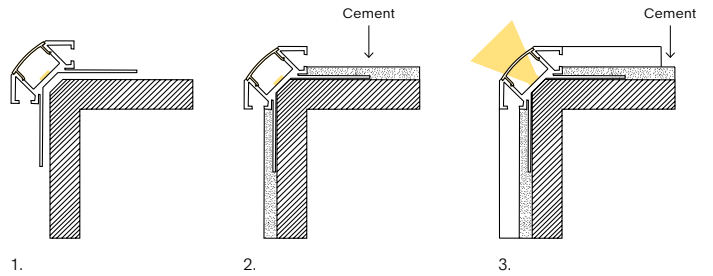


This profile can be painted in the same colour as the wall during installation.

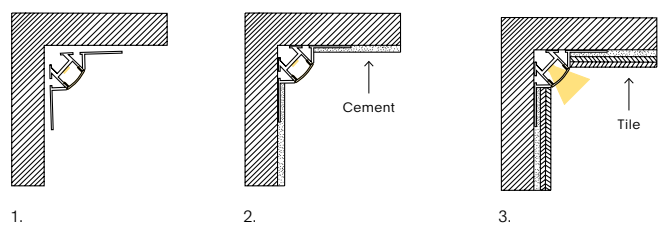
ES Este perfil puede ser pintado en la obra del mismo color que la pared
 FR Ce profil peut être peint sur place dans la même couleur que le mur.
 IT Questo profilo può essere verniciato nello stesso colore della parete, durante l'installazione.

Instalation

Instalation 22009



Instalation 22010



22003



Magnetic profile

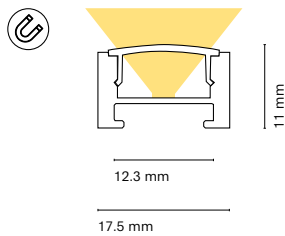
ES Perfil Magnético
FR Profil Magnétique
IT Profilo Magnetico

Material
AL6063-T5

Application
Surface

Inner dimension
12.3 mm

Maximum power
20W



	Colour	Lenght
22003-	0 White	200 200 cm
	1 Black	150 150 cm
	8 Silver	100 100 cm
		050 50 cm

22005




Plate for curved diffuser

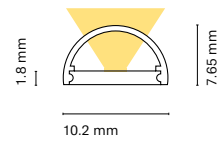
ES Platina para difusor curvo
FR Plaque pour diffuseur courbe
IT Platina per diffusore sterno

Material
AL6063-T5

Application
Surface

Inner dimension
10.2 mm

Maximum power
15W



	Colour	Lenght
22005-	0 White	200 200 cm
	1 Black	150 150 cm
	8 Silver	100 100 cm
		050 50 cm

Accessories

	Lenght
22303-	Transparent diffuser (loss by diffuser 5%) 200 200 cm
22304-	Opal diffuser (loss by diffuser 30%) 150 150 cm
22312-	Black diffuser (loss by diffuser 80%) 100 100 cm
	050 50 cm
22506-	End cap with hole
22507-	End cap without hole
22508-	Fixation clip
22509-	Magnet profile clamp

22303-
22304-

22506-
22507-

22508-



Accessories

	Lenght
22307-	Transparent diffuser (loss by diffuser 5%) 200 200 cm
22308-	Opal diffuser (loss by diffuser 30%) 150 150 cm
	Black diffuser (loss by diffuser 80%) 100 100 cm
	050 50 cm
22513-	End cap with hole
22514-	End cap without hole

22307-
22308-

22513-
22514-



22012



Baseboard / cornice profile

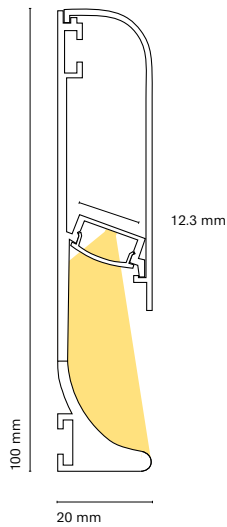
ES Perfil zócalo / cornisa
FR Profil plinthe / corniche
IT Profilo zoccolo / cornice

Material
AL6063-T5

Application
Surface

Inner dimension
12.3 mm

Maximum power
20W



	Colour	Lenght
22012-	0 White	200 200 cm
	1 Black	150 150 cm
	8 Silver	100 100 cm
		050 50 cm

Accessories

		Lenght
22303-	Transparent diffuser (loss by diffusser 5%)	200 200 cm
22304-	Opal diffuser (loss by diffusser 30%)	150 150 cm
		100 100 cm
		050 50 cm

22534-	End cap without hole
--------	----------------------



22006



Low surface profile

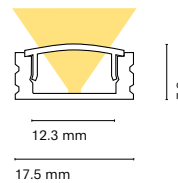
ES Perfil de superficie bajo
FR Profil surface bas
IT Profilo basso di superficie

Material
AL6063-T5

Inner dimension
12.3 mm

Application
Surface

Maximum power
20W



22006-

	Colour	Lenght
22006-	0 White	200 200 cm
	1 Black	150 150 cm
	8 Silver	100 100 cm
		050 50 cm

Accessories

		Lenght
22303-	Transparent diffuser (loss by diffusser 5%)	200 200 cm
22304-	Opal diffuser (loss by diffusser 30%)	150 150 cm
22312-	Black diffuser (loss by diffusser 80%)	100 100 cm
22310-	Lens 30°	050 50 cm

		Colour
22515-	End cap with hole	0 White
22516-	End cap without hole	1 Black
22521-	End cap with hole	2 Grey
22522-	End cap without hole	
22523-	End cap with hole	
22524-	End cap without hole	

22517-	Fixation clip
22518-	Plastic fixing bracket
22519-	Plastic fixing bracket 90°
22520-	Adjustable bracket



22007



Low recessed profile

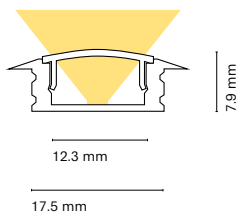
ES Perfil empotrable bajo
FR Profil encastré bas
IT Profilo baddo da incasso

Material
AL6063-T5

Application
Recessed

Inner dimension
12,3 mm

Maximum power
20W



	Colour	Lenght
22007-	0 White	200 200 cm
	1 Black	150 150 cm
	8 Silver	100 100 cm
		050 50 cm

Accessories


		Lenght
22303-	Transparent diffuser (loss by diffuser 5%)	200 200 cm
22304-	Opal diffuser (loss by diffuser 30%)	150 150 cm
22312-	Black diffuser (loss by diffuser 80%)	100 100 cm
		050 50 cm

22525-	End cap with hole
22526-	End cap without hole

22303-
22304-



22312-



22525-
22526-



22004



45° profile (led strip 15,1mm)

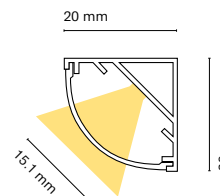
ES Perfil 45° (tira led 15,1mm)
FR Profil 45° (ruban 15,1mm)
IT Profilo 45° (luce a led 15,1mm)

Material
AL6063-T5

Application
Surface

Inner dimension
15,1 mm

Maximum power
20W



	Colour	Lenght
22004-	0 White	200 200 cm
	1 Black	150 150 cm
	8 Silver	100 100 cm
		050 50 cm

Accessories

		Lenght
22305-	Transparent diffuser (loss by diffuser 5%)	200 200 cm
22306-	Opal diffuser (loss by diffuser 30%)	150 150 cm
		100 100 cm
		050 50 cm

22510-	End cap with hole
22511-	End cap without hole
22512-	Fixation clip

22305-
22306-




22510-
22511-



22512-



22008



45° Profile (led strip 12mm)

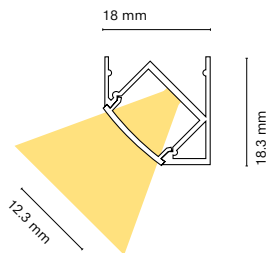
ES Perfil 45° (tira led 12mm)
FR Profil 45° (ruban 12mm)
IT Profilo 45° (luce a led 12mm)

Material
AL6063-T5

Application
Surface

Inner dimension
12.3 mm

Maximum power
20W



	Colour	Lenght
22008-	0 White	200 200 cm
	1 Black	150 150 cm
	8 Silver	100 100 cm
	050	50 cm

Accessories


		Lenght
22303-	Transparent diffuser (loss by diffuser 5%)	200 200 cm
22304-	Opal diffuser (loss by diffuser 30%)	150 150 cm
22312-	Black diffuser (loss by diffuser 80%)	100 100 cm
		050 50 cm

22527-	End cap with hole
22528-	End cap without hole
22529-	Fixation clip

22303-
22304-



22312-




22527-
22528-



22529-



22013



Steps profile

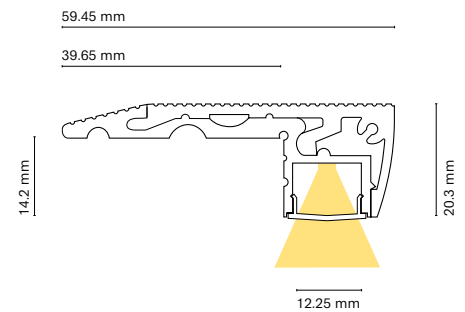
ES Perfil para escalones
FR Profil marches/escalier
IT profilo da scale

Material
AL6063-T5

Application
Surface

Inner dimension
12.2 mm

Maximum power
20W



	Colour	Lenght
22013-	0 White	200 200 cm
	1 Black	150 150 cm
	8 Silver	100 100 cm
	050	50 cm

Accessories

		Lenght
22303-	Transparent diffuser (loss by diffuser 5%)	200 200 cm
22304-	Opal diffuser (loss by diffuser 30%)	150 150 cm
		100 100 cm
		050 50 cm

22535-	End cap with hole
22536-	End cap without hole


22303-
22304-



22535-
22536-



15974



Recessed profile 15 mm

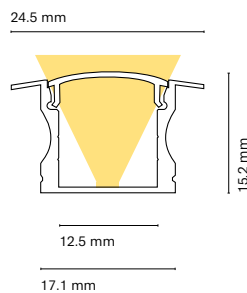
ES Perfil empotrable 15 mm C
FR Profilé encastré 15 mm
IT Profilo da incasso 15 mm

Material
AL6063-T5

Application
Recessed


Inner dimension
12.2 mm

Maximum power
20W



	Colour	Lenght
15974-	0 White	200 200 cm
	1 Black	150 150 cm
	8 Silver	100 100 cm
		050 50 cm

15979



Surface profile 15 mm

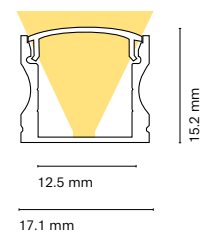
ES Perfil de superficie 15 mm
FR Profil de surface 15 mm
IT Profilo in superficie 15 mm

Material
AL6063-T5

Application
Surface

Inner dimension
12.2 mm

Maximum power
20W



	Colour	Lenght
15979-	0 White	200 200 cm
	1 Black	150 150 cm
	8 Silver	100 100 cm
		050 50 cm

Accessories

		Lenght
15976-	Transparent diffuser (loss by diffuser 5%)	200 200 cm
15975-	Opal diffuser (loss by diffuser 30%)	150 150 cm
		100 100 cm
		050 50 cm
15696-	End cap with hole	
15697-	End cap without hole	
15982-	Fixation clip	

15976-
15975-

15696-
15697-

15982-



Accessories

		Lenght
15976-	Transparent diffuser (loss by diffuser 5%)	200 200 cm
15975-	Opal diffuser (loss by diffuser 30%)	150 150 cm
		100 100 cm
		050 50 cm
15980-	End cap with hole	
15981-	End cap without hole	
15982-	Fixation clip	


15976-
15975-

15980-
15981-

15982-



15653



Round aluminum profile

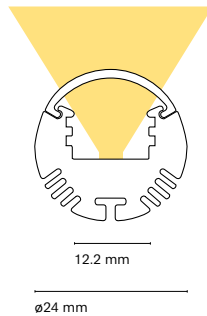
ES Perfil redondo de aluminio
FR Profilé rond en aluminium
IT Profilo tondo di alluminio

Material
AL6063-T5

Application
Surface / Suspended

Inner dimension
12.2 mm

Maximum power
30W



	Colour	Lenght	
15653-	8 Silver	200	200 cm
		150	150 cm
		100	100 cm
		050	50 cm

Accessories

		Lenght	
15683-	Transparent diffuser (loss by diffuser 5%)	200	200 cm
15682-	Opal diffuser (loss by diffuser 30%)	150	150 cm
		100	100 cm
		050	50 cm

15672-	End cap with hole
15673-	End cap without hole
15674-	Central wardrobe support
15675-	Support 0-180°
15676-	Wall support
15677-	Lamp support
15664-	Suspension kit (2ud.) 2,5MI

15672-
15673-



15674-



15675-



15676-



15664-



15850



Aluminum profile 35 mm

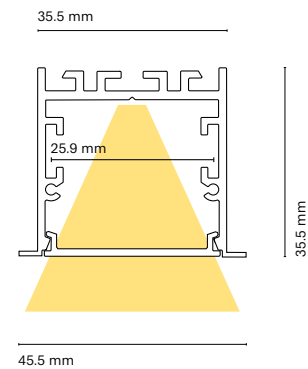
ES Perfil de aluminio 35 mm
FR Profilé en aluminium 35 mm
IT Profilo di alluminio 35 mm

Material
AL6063-T5

Application
Recessed

Inner dimension
25 mm

Maximum power
42W



	Colour	Lenght	
15850-	0 White	200	200 cm
		150	150 cm
		100	100 cm
		050	50 cm

Accessories

		Lenght	
15841-	Opal diffuser (loss by diffuser 30%)	200	200 cm
		150	150 cm
		100	100 cm
		050	50 cm

15852-	End cap profile
15854-	Roof fixing spring
15845-	Joint (2 pcs)


15841-



15845-

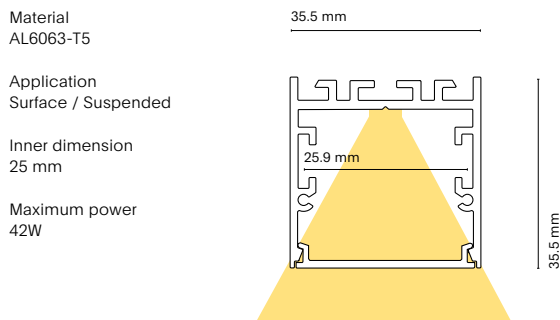


15840



Aluminum profile 35 mm

ES Perfil de aluminio 35 mm C
FR Profilé rond en aluminium
IT Profilo tondo di alluminio




	Colour	Lenght	
15840-	0 White	200	200 cm
	1 Black	150	150 cm
		100	100 cm
		050	50 cm

Accessories

		Lenght	
15841-	Opal diffuser (loss by diffuser 30%)	200	200 cm
		150	150 cm
		100	100 cm
		050	50 cm
15842-	End cap profile		
15843-	Suspension kit		
15844-	Fixing profile support		
15845-	Joint (2 pcs)		

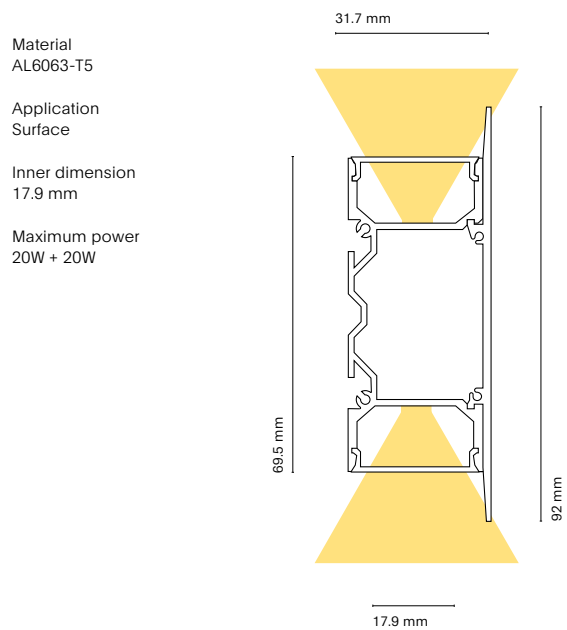


22014



Wall profile up & down

ES Perfil pared up & down
FR Profil mur up & down
IT Profilo a parete up & down




	Colour	Lenght	
22014-	0 White	200	200 cm
	1 Black	150	150 cm
	8 Silver	100	100 cm
		050	50 cm

Accessories

		Lenght	
22311-	Opal diffuser (loss by diffuser 30%)	200	200 cm
		150	150 cm
		100	100 cm
		050	50 cm
22537-	End cap profile		



15621



Flooring step aluminium profile

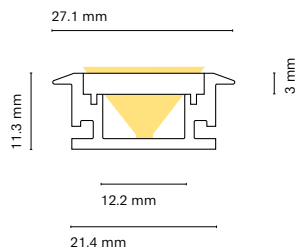
ES Perfil de aluminio pisable
FR Profil aluminium bord d'escalier/nez de marche
IT Profilo di alluminio a pavimento

Material
AL6063-T5

Application
Recessed


Inner dimension
12.2 mm

Maximum power
20W



	Colour	Lenght
15621-	8 Silver	200 200 cm
		150 150 cm
		100 100 cm
		050 50 cm

15752



Aluminum bendable profile

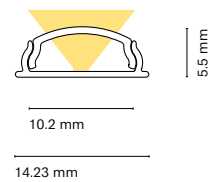
ES Perfil de aluminio curvable
FR Profilé aluminium courbable
IT Profilo di alluminio curvabile

Material
AL6063-T5

Application
Surface

Inner dimension
10.2 mm


Maximum power
15W



	Colour	Lenght
15752-	8 Silver	200 200 cm
		150 150 cm
		100 100 cm
		050 50 cm

Accessories

		Lenght
15623-	Opal diffuser (loss by diffuser 30%)	200 200 cm
		150 150 cm
		100 100 cm
		050 50 cm
15622-	Fixing profile support	
15624-	End cap profile whitout hole	
15625-	End cap profile whit hole	



Accessories

		Lenght
15753-	Opal diffuser (loss by diffuser 40%)	200 200 cm
		150 150 cm
		100 100 cm
		050 50 cm
	** Minimun radius curvature 25mm	
15754-	End cap profile whitout hole	
15755-	End cap profile whit hole	
15756-	Fixing support	



15667



Double linear profile 10 × 20 mm + base

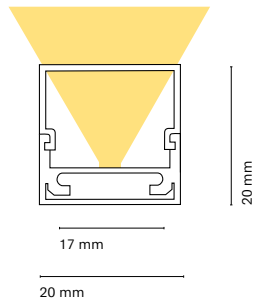
ES Perfil lineal doble 10 × 20 mm + base
FR Double profil linéaire 10 × 20 mm + base
IT Profilo lineare doppio 10 × 20 mm + base

Material
AL6063-T5

Application
Surface


Inner dimension
17 mm

Maximum power
30W



	Colour	Lenght	
15667-	8 Silver	200	200 cm
		150	150 cm
		100	100 cm
		050	50 cm

15654



Floor profile

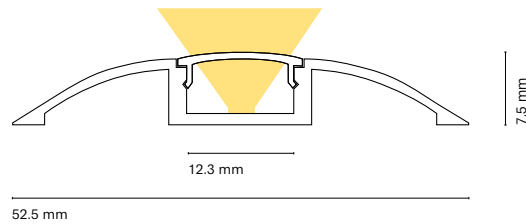
ES Perfil de suelo
FR Profil du sol
IT Profilo a pavimento

Material
AL6063-T5

Application
Surface

Inner dimension
12.3 mm

Maximum power
20W



	Colour	Lenght	
15654-	8 Silver	200	200 cm
		150	150 cm
		100	100 cm
		050	50 cm

Accessories

		Lenght	
15695-	Transparent diffuser (loss by diffuser 5%)	200	200 cm
15694-	Opal diffuser (loss by diffuser 30%)	150	150 cm
		100	100 cm
		050	50 cm
15691-	End cap profile whit hole		
15692-	End cap profile whitout hole		


15695-



15694-



15691-
15692-



Accessories

		Lenght	
22303-	Transparent diffuser (loss by diffuser 5%)	200	200 cm
22304-	Opal diffuser (loss by diffuser 30%)	150	150 cm
		100	100 cm
		050	50 cm
15678-	End cap profile whit hole		
15679-	End cap profile whitout hole		

22303-
22304-



15652



Wall profile

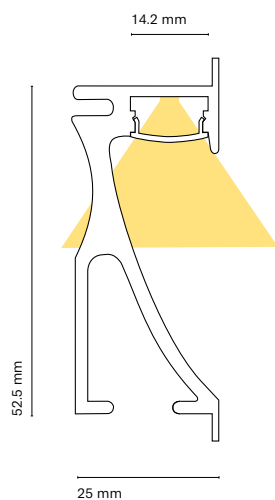
ES Perfil pared
FR Profil du mur
IT Profilo a parete

Material
AL6063-T5

Application
Recessed

Inner dimension
14.2 mm

Maximum power
20W



	Colour	Lenght	
15652-	0 White	200	200 cm
	8 Silver	150	150 cm
		100	100 cm
		050	50 cm

Accessories

		Lenght	
22303-	Transparent diffuser (loss by diffuser 5%)	200	200 cm
22304-	Opal diffuser (loss by diffuser 30%)	150	150 cm
		100	100 cm
		050	50 cm

15680-	End cap profile whit hole
15681-	End cap profile whitout hole

22303-
22304-



15600



Basic profile low base

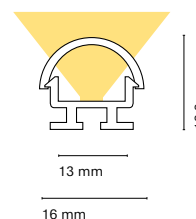
ES Perfil básico bajo
FR Basique profil bas
IT Profilo basico basso

Material
AL6063-T5

Application
Surface

Inner dimension
13 mm

Maximum power
20W



	Colour	Lenght	
15600-	8 Silver	200	200 cm
		150	150 cm
		100	100 cm
		050	50 cm

Accessories

		Lenght	
15611-	Transparent diffuser (loss by diffuser 5%)	200	200 cm
15612-	Opal diffuser (loss by diffuser 30%)	150	150 cm
15614-	Angle cover lens 30°	100	100 cm
15615-	Angle cover lens 60°	050	50 cm

15616-2	Aluminium end cap 10mm
15603-	Fixing profile support 10mm
15603-45	45 Degree fixing profile support 10mm


15611-



15612-



15614-



15615-




15603-



15603-45



15602



Basic profile high base

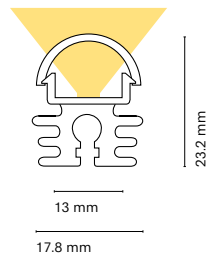
ES Perfil básico alto
FR Basique profil haut
IT Profilo basico alto

Material
AL6063-T5

Application
Surface

Inner dimension
13 mm

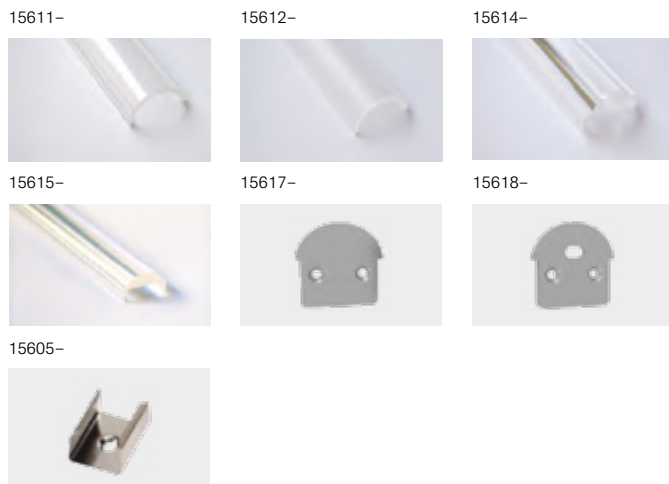
Maximum power
30W



Accessories

		Lenght	
15611-	Transparent diffuser (loss by diffuser 5%)	200	200 cm
15612-	Opal diffuser (loss by diffuser 30%)	150	150 cm
15614-	Angle cover lens 30°	100	100 cm
15615-	Angle cover lens 60°	050	50 cm

15617-	End cap without hole 16mm
15618-	End cap with hole 16mm
15605-	Fixing profile support 16mm



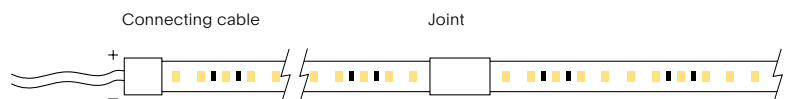


Indoor Monochrome

Accessories

The joint used to connect sections of LED strip up to the maximum required length on each strip. The connecting cable used to power the LED strip. All NEXIA strips include their connector cable. These accessories are used when the customer customizes the cuts themselves.

21701-	21705-	Strip 8mm
21702-	21706-	Strip 10mm up to 128led/m
21703-	21707-	Strip 10mm up to 180led/m
21704-	21708-	Strip 12mm
15581-RGB	15582-RGB	Strip RGB
15584-CF	15585-CF	Strip tuneable white



ES
El cable conector utiliza para alimentar la tira LED. Todas las tiras de NEXIA incorporan su cable conector. Estos accesorios se utilizan cuando el cliente personaliza él mismo los cortes.

FR
Câble de connexion : Utilisé pour alimenter le ruban LED. Toutes les rubans NEXIA incluent leur câble de connexion. Ces accessoires sont utilisés lorsque le client personnalise lui-même les découpes.

IT
Cavo di connessione: usato per potenziare la striscia LED. Tutte le strisce NEXIA includono un proprio cavo di connessione. Questi accessori vengono utilizzati quando il cliente taglia la striscia secondo le proprie esigenze.

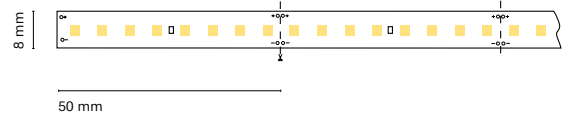
Alhambra

Closest colour reproduction to sunlight (CRI>98)
getting the best quality of light.

Voltage 24V	IP IP20
CRI >98 (R1-R15 > 90)	Warranty 5 years
TM30 Rf>95. Rg100	Lifetime 40.000h
Efficiency Up to 125lm/W	PCB Thickness 2 oz
LED type 2835	

	Temperature	Density	Lumen output	Power
21081-H	2700K	160 leds/m	1008 lm/m	9,6W/m
21081-E	3000K	160 leds/m	1104 lm/m	9,6W/m
21081-F	4000K	160 leds/m	1200 lm/m	9,6W/m

Recommended length (max.) 5m
Profile recommended
Dimension 5000x8x2mm
Cut 50mm / 8 LED



ES
Reproducción más próxima a la luz solar (CRI>98) consiguiendo mejor calidad de luz.

FR
Reproduction plus proche de la lumière du soleil (CRI>98) pour une meilleure qualité de la lumière.

IT
Riproduzione più simile alla luce solare (CRI>98) garantendo la migliore qualità della luce.

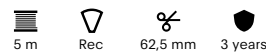
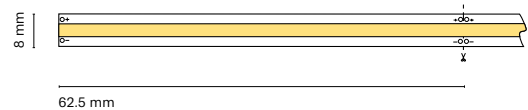
Trafalgar Square

LED strip with continuous COB technology
achieves the maximum uniformity possible.

Voltage 24V	Warranty 3 years
CRI >90	Lifetime 40.000h
Efficiency Up to 95lm/W	PCB Thickness 2 oz
IP IP20	

	Temperature	Density	Lumen output	Power
21091-H	2700K	512 leds/m	935 lm/m	11 W/m
21091-E	3000K	512 leds/m	990 lm/m	11 W/m
21091-F	4000K	512 leds/m	1045 lm/m	11 W/m

Recommended length (max.) 5m
Profile Recommended
Dimension 5000x8x2mm
Cut 62.5 mm



ES
Formato tira led con tecnología COB continuo consiguiendo la máxima uniformidad posible.

FR
Format de bande LED avec technologie COB continue pour une uniformité maximale possible.

IT
Luce a Led con tecnologia COB continuo garantendo la massima uniformità possibile.

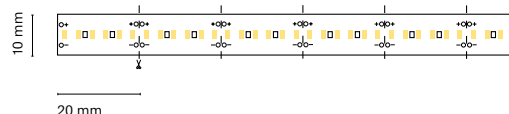
Picadilly

Uniform and continuous light with the new version LED 2110.

Voltage 24V	McAdam step SDCM<3
CRI >90	Warranty 3 years
Efficiency Up to 98lm/W	Lifetime 40.000h
LED type 2110	PCB Thickness 2 oz
IP IP20	

	Temperature	Density	Lumen output	Power
21013-H	2700K	300 leds/m	1008 lm/m	14,4 W/m
21013-E	3000K	300 leds/m	1066 lm/m	14,4 W/m
21013-F	4000K	300 leds/m	1152 lm/m	14,4 W/m

Recommended length (max.) 7 m
Profile Essential
Dimension 5000x10x2mm
Cut 20 mm / 6 LED



5 m Essential 20 mm 3 years

	Temperature	Density	Lumen output	Power
21011-H	2700K	70 leds/m	408 lm/m	4.8 W/m
21011-E	3000K	70 leds/m	418 lm/m	4.8 W/m
21011-F	4000K	70 leds/m	461 lm/m	4.8 W/m

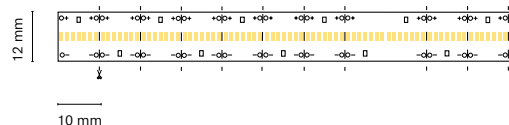
Recommended length (max.) 8 m
Profile not required
Dimension 5000x8x2mm
Cut 100 mm / 7 LED



5 m Not Req 100 mm 3 years

	Temperature	Density	Lumen output	Power
21014-H	2700K	700 leds/m	2088 lm/m	24 W/m
21014-E	3000K	700 leds/m	2136 lm/m	24 W/m
21014-F	4000K	700 leds/m	2352 lm/m	24 W/m

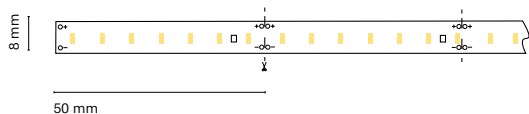
Recommended length (max.) 5 m
Profile Essential
Dimension 5000x10x2mm
Cut 10 mm / 7 LED



5 m Essential 10 mm 3 years

	Temperature	Density	Lumen output	Power
21012-H	2700K	140 leds/m	816 lm/m	9,6W/m
21012-E	3000K	140 leds/m	835 lm/m	9,6W/m
21012-F	4000K	140 leds/m	922 lm/m	9,6W/m

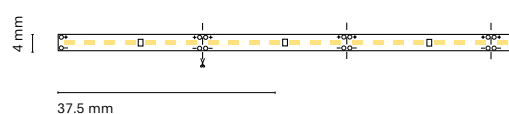
Recommended length (max.) 6 m
Profile Recommended
Dimension 5000x8x2mm
Cut 50 mm / 7 LED



5 m Rec 50 mm 3 years

	Temperature	Density	Lumen output	Power
21021-H	2700K	196 leds/m	1166 lm/m	14,4 W/m
21021-E	3000K	196 leds/m	1195 lm/m	14,4 W/m
21021-F	4000K	196 leds/m	1267 lm/m	14,4 W/m

Recommended length (max.) 5 m
Profile Essential
Dimension 5000x4x2mm
Cut 35,7 mm / 7 LED



5 m Essential 35,7 mm 3 years

ES
Luz continúa y uniforme con el nuevo modelo LED 2110.

FR
Une lumière continue et uniforme avec la nouvelle LED 2110.

IT
Luce continua ed uniforme con il nuovo modello LED 2110

Colosseo

Wide range of power ratings and colour temperatures thanks to the LED 2835.

Voltage 24V	McAdam step SDCM<3
CRI >80	Warranty 3 years
Efficiency Up to 125lm/W	Lifetime 40.000h
LED type 2835	PCB Thickness 2 oz
IP IP20	

	Temperature	Density	Lumen output	Power
21031-G	2700K	70 leds/m	520 lm/m	4.8 W/m
21031-C	3000K	70 leds/m	539 lm/m	4.8 W/m
21031-N	4000K	70 leds/m	568 lm/m	4.8 W/m

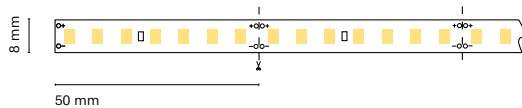
Recommended length (max.) 8 m
Profile not required
Dimension 5000x8x2mm
Cut 100 mm / 7 LED



8 m Not Req 100 mm 3 years

	Temperature	Density	Lumen output	Power
21032-G	2700K	140 leds/m	1104 lm/m	9,6 W/m
21032-C	3000K	140 leds/m	1142 lm/m	9,6 W/m
21032-N	4000K	140 leds/m	1200 lm/m	9,6 W/m
21032-C/30	3000K	140 leds/m	1142 lm/m	9,6 W/m
21032-N/30	4000K	140 leds/m	1200 lm/m	9,6 W/m

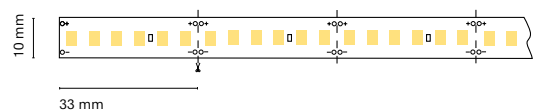
Recommended length (max.) 6 m
Profile Recommended
Dimension 5000x8x2mm
Cut 50 mm / 7 LED
Roll 30m for 3000 / 4000K



6 m Rec 50 mm 3 years

	Temperature	Density	Lumen output	Power
21033-G	2700K	180 leds/m	1296 lm/m	14,4 W/m
21033-C	3000K	180 leds/m	1354 lm/m	14,4 W/m
21033-N	4000K	180 leds/m	1440 lm/m	14,4 W/m
21033-C/30	3000K	180 leds/m	1354 lm/m	14,4 W/m
21033-N/30	4000K	180 leds/m	1440 lm/m	14,4 W/m

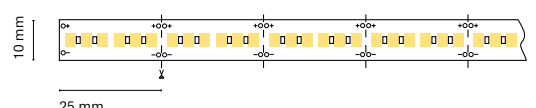
Recommended length (max.) 6 m
Profile Essential
Dimension 5000x10x2mm
Cut 33 mm / 6 LED
Roll 30m for 3000 / 4000K



6 m Essential 33 mm 3 years

	Temperature	Density	Lumen output	Power
21034-G	2700K	240 leds/m	1480 lm/m	19,2 W/m
21034-C	3000K	240 leds/m	1536 lm/m	19,2 W/m
21034-N	4000K	240 leds/m	1651 lm/m	19,2 W/m
21034-C/30	3000K	240 leds/m	1536 lm/m	19,2 W/m
21034-N/30	4000K	240 leds/m	1651 lm/m	19,2 W/m

Recommended length (max.) 6 m
Profile Essential
Dimension 5000x10x2mm
Cut 25 mm / 7 LED
Roll 30m for 3000 / 4000K



6 m Essential 25 mm 3 years

ES
Gran variedad de potencias y temperaturas de color gracias al LED 2835.

FR
Large gamme de puissances et de températures de couleur grâce à la LED 2835.

IT
Gran varietà di potenze e colori grazie al LED 2835

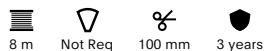
Brooklyn

Great variety of powers and color temperatures thanks to the LED 2835. With Colour rendering index (CRI) >90

Voltage 24V	McAdam step SDCM<3
CRI >90	Warranty 3 years
Efficiency Up to 106lm/W	Lifetime 40.000h
LED type 2835	PCB Thickness 2 oz
IP IP20	

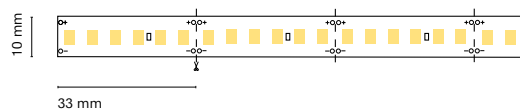
	Temperature	Density	Lumen output	Power
21051-H	2700K	70 leds/m	435 lm/m	4.8 W/m
21051-E	3000K	70 leds/m	440 lm/m	4.8 W/m
21051-F	4000K	70 leds/m	480 lm/m	4.8 W/m

Recommended length (max.) 8 m
Profile not required
Dimension 5000x8x2mm
Cut 100 mm / 7 LED



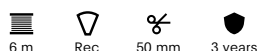
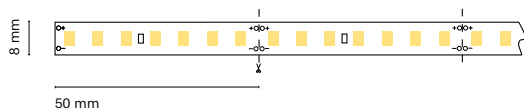
	Temperature	Density	Lumen output	Power
21053-H	2700K	180 leds/m	1196 lm/m	14,4 W/m
21053-E	3000K	180 leds/m	1210 lm/m	14,4 W/m
21053-F	4000K	180 leds/m	1245 lm/m	14,4 W/m

Recommended length (max.) 6 m
Profile Essential
Dimension 5000x10x2mm
Cut 33 mm / 6 LED



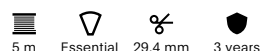
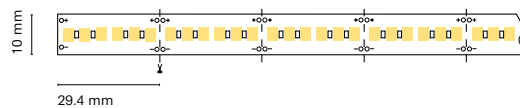
	Temperature	Density	Lumen output	Power
21052-H	2700K	140 leds/m	886 lm/m	9,6 W/m
21052-E	3000K	140 leds/m	920 lm/m	9,6 W/m
21052-F	4000K	140 leds/m	1016 lm/m	9,6 W/m

Recommended length (max.) 6 m
Profile Recommended
Dimension 5000x8x2mm
Cut 50 mm / 7 LED



	Temperature	Density	Lumen output	Power
21054-H	2700K	238 leds/m	1501 lm/m	19,2 W/m
21054-E	3000K	238 leds/m	1578 lm/m	19,2 W/m
21054-F	4000K	238 leds/m	1694 lm/m	19,2 W/m

Recommended length (max.) 5 m
Profile Essential
Dimension 5000x10x2mm
Cut 29,4 mm / 7 LED



ES Gran variedad de potencias y temperaturas de color gracias al LED 2835. Con índice de reproducción cromática (CRI) >90.

FR Grande variété de puissances et de températures de couleur grâce à la LED 2835. Avec un indice de rendu des couleurs (CRI) >90

IT Gran varietà di potenze e colori grazie al LED 2835. Con indice di riproduzione cromatica (CRI) >90





Residential project in Teià by Exitprojectes Arquitectos
Photography by Eugeni Aguiló

Golden Gate

High efficiency and uniformity of light thanks to LED 2835. It has an output up to 146lm/W

Voltage
24V

CRI
>80

Efficiency
Up to 146lm/W

LED type
2835

IP
IP20

McAdam step
SDCM<5

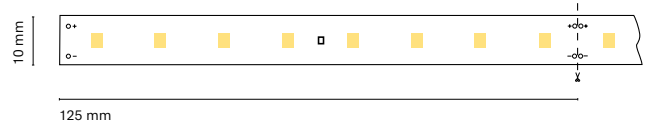
Warranty
5 years

Lifetime
40.000h

PCB Thickness
3 oz

	Temperature	Density	Lumen output	Power
21071-G	2700K	64 leds/m	1486 lm/m	10.5 W/m
21071-C	3000K	64 leds/m	1490 lm/m	10.5 W/m
21071-N	4000K	64 leds/m	1533 lm/m	10.5 W/m

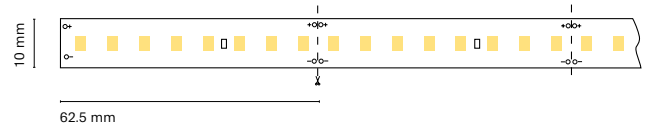
Recommended length (max.) 5 m
Profile Recommended
Dimension 5000x10x2mm
Cut 125 mm / 8 LED



5 m Rec 125 mm 5 years

	Temperature	Density	Lumen output	Power
21072-G	2700K	128 leds/m	2879 lm/m	21 W/m
21072-C	3000K	128 leds/m	2900 lm/m	21 W/m
21072-N	4000K	128 leds/m	2932 lm/m	21 W/m

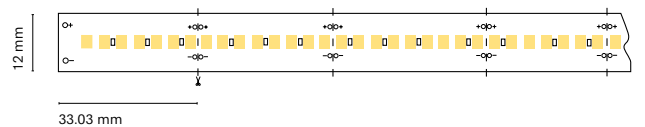
Recommended length (max.) 5 m
Profile Essential
Dimension 5000x10x2mm
Cut 62,5 mm / 8 LED



5 m Essential 62,5 mm 5 years

	Temperature	Density	Lumen output	Power
21073-G	2700K	240 leds/m	5200 lm/m	40 W/m
21073-C	3000K	240 leds/m	5225 lm/m	40 W/m
21073-N	4000K	240 leds/m	5335 lm/m	40 W/m

Recommended length (max.) 3 m
Profile Essential
Dimension 5000x12x2mm
Cut 33,3 mm / 8 LED



3 m Essential 33,3 mm 5 years

ES
Tira de alta eficiencia y uniformidad lumínica gracias al LED 2835. Tiene un rendimiento de hasta 146lm/W

FR
Haute efficacité et uniformité de la lumière grâce à la LED 2835. Son efficacité peut atteindre 146 lm/W.

IT
Striscia ad alta efficienza e uniformità luminosa grazie al LED 2835. Efficienza luminosa fino a 146lm/W

Acropolis

Lighting with double LED strip to obtain linear structures with suspended, surface or recessed profiles.

Voltage 24V
McAdam step SDCM<3

CRI >90
Warranty 5 years

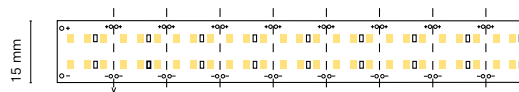
Efficiency Up to 76lm/W
Lifetime 40.000h

LED type 2016

IP IP20

	Temperature	Density	Lumen output	Power
15770-24	2700K	480 leds/m	2700 lm/m	38,4 W/m
15771-24	3000K	480 leds/m	2800 lm/m	38,4 W/m
15772-24	4000K	480 leds/m	2900 lm/m	38,4 W/m

Recommended length (max.) 3 m
Profile Essential
Dimension 5000x15x2mm
Cut 13 mm /6 LED



13 mm

3 m Essential 13 mm 5 years

ES Iluminación con doble tira de LEDs para conseguir estructuras lineales con perfiles suspendidos, de superficie o empotrados.

FR Éclairage avec double bande LED pour réaliser des structures linéaires avec des profils suspendus, en surface ou encastrés.

IT Illuminazione con doppia striscia LED per ottenere una struttura lineare con profili sospesi, in superficie o da incasso.

Times Square

Corner LED Strip IP20

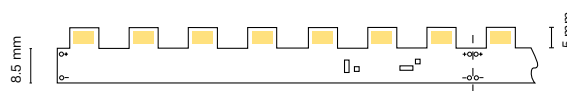
Voltage 24V
IP IP20
CRI >90
McAdam step SDCM<3

Efficiency Up to 106lm/W
Warranty 3 years

LED type 5630
Lifetime 40.000h
PCB Thickness 2 oz

	Temperature	Density	Lumen output	Power
15506-24	2700K	70 leds/m	1400 lm/m	15 W/m
15507-24	3000K	70 leds/m	1500 lm/m	15 W/m
15508-24	4000K	70 leds/m	1600 lm/m	15 W/m

Recommended length (max.) 6 m
Profile Essential
Dimension 5000x8x2mm
Cut 100 mm /7 LED



100 mm

6 m Essential 100 mm 3 years

ES Tira LED flexible esquinera IP20.

FR Bande LED flexible d'angle IP20.

IT Striscia LED flessibile ad angolo IP20

Sagrada Familia

Direct 230V power suitable for outdoor use.
Up to 100m of length without drop of tension
divisible every 10 or 20cm

Voltage 230V	McAdam step SDCM<3	* IP65 protection due to electrical safety. It is not recommended to install where it can receive water if it is accessible.
CRI >80	Warranty 3 years	
Efficiency Up to 93lm/W	Lifetime 30.000h	
LED type 2835	Max. Length 100m	
IP IP65 *	PCB Thickness 2 oz	

Recommended length (max.) 100 m
Profile Recommended
Dimension 12X4mm
Cut 200 mm / 12 LED

	Temperature	Density	Lumen output	Power
21411-G/m	2700K	60 leds/m	635 lm/m	7 W/m
21411-C/m	3000K	60 leds/m	665 lm/m	7 W/m
21411-N/m	4000K	60 leds/m	700 lm/m	7 W/m

	Temperature	Density	Lumen output	Power
21411-G	2700K	60 leds/m	635 lm/m	7 W/m
21411-C	3000K	60 leds/m	665 lm/m	7 W/m
21411-N	4000K	60 leds/m	700 lm/m	7 W/m

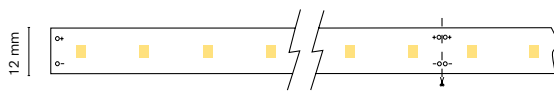
	Temperature	Density	Lumen output	Power
21411-G/100	2700K	60 leds/m	635 lm/m	7 W/m
21411-C/100	3000K	60 leds/m	665 lm/m	7 W/m
21411-N/100	4000K	60 leds/m	700 lm/m	7 W/m

Recommended length (max.) 50 m
Profile Essential
Dimension 12X4mm
Cut 100 mm / 12 LED

	Temperature	Density	Lumen output	Power
21412-G/m	2700K	120 leds/m	1355 lm/m	15 W/m
21412-C/m	3000K	120 leds/m	1425 lm/m	15 W/m
21412-N/m	4000K	120 leds/m	1460 lm/m	15 W/m

	Temperature	Density	Lumen output	Power
21412-G/m	2700K	120 leds/m	1355 lm/m	15 W/m
21412-C/m	3000K	120 leds/m	1425 lm/m	15 W/m
21412-N/m	4000K	120 leds/m	1460 lm/m	15 W/m

	Temperature	Density	Lumen output	Power
21412-G/100	2700K	120 leds/m	1355 lm/m	15 W/m
21412-C/100	3000K	120 leds/m	1425 lm/m	15 W/m
21412-N/100	4000K	120 leds/m	1460 lm/m	15 W/m



200 mm (LED)



100 mm



Accessories



21490-	Male - Female Kit For Welding IP65
21491-	Screw Alimentation Kit IP65 Max. 460W

ES
Alimentación directa a 230V apta para uso exterior. Hasta 100m de longitud sin caída de tensión divisible cada 10 o 20cm.

FR
Alimentation directe 230V adaptée à une utilisation en extérieur. Jusqu'à 100m de longueur sans chute de tension divisible tous les 10 ou 20cm

IT
Alimentazione diretta a 230V adatta per uso esterno. Fino a 100m di lunghezza senza caduta di tensione, divisibile ogni 10 o 20cm

Indoor Colour



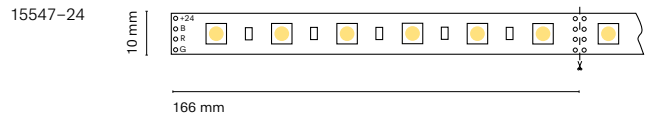
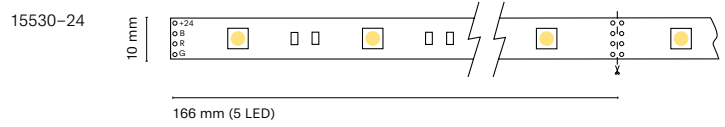
Central Park

Large variety of colors to generate ambient light in RGB format.

Voltage 24V	Warranty 5 years
LED type 5050	Lifetime 40.000h
IP IP20	PCB Thickness 2 oz

	Temperature	Density	Lumen output	Power
15530-24	RGB	30 leds/m	—	7,2 W/m
15547-24	RGB	60 leds/m	—	10 W/m

Recommended length (max.) 12 / 10 m
 Profile Recommended
 Dimension 5000x10x2mm
 Cut 100 mm /6 LED y 166 mm / 5 LED



- 12/10 m
- Rec
- 100 / 166 mm
- 5 years

ES Gran variedad de colores para generar luz de ambiente en formato RGB.

FR Large gamme de couleurs pour générer une lumière ambiante au format RGB.

IT Gran varietà di colori per generare una luce dell' ambiente in formato RGB

Notre Dame

Larger range of colours to create ambient light in RGB + white format (3000K/4000K/6000K).

Voltage 24V	Warranty 5 years
LED type 5050	Lifetime 40.000h
IP IP20	PCB Thickness 2 oz

	Temperature	Density	Lumen output	Power
15546-24	RGB + 3000K	60 leds/m	RGB / 850lm/m	19,2 W/m
15785-24	RGB + 4000K	60 leds/m	RGB / 880lm/m	19,2 W/m
15499-24	RGB + 6000K	60 leds/m	RGB / 930lm/m	19,2 W/m

Recommended length (max.) 5 m
 Profile Essential
 Dimension 5000x12x2mm
 Cut 100 mm /6 LED



- 5 m
- Essential
- 100 mm
- 5 years

ES Mayor gama de colores para generar luz de ambiente en formato RGB + blanco (3000K/4000K/6000K).

FR Large gamme de couleurs pour générer une lumière ambiante au format RGB + blanc (3000K/4000K/6000K).

IT Ampia gamma di colori per generare una luce dell' ambiente in RGB + bianco (3000K / 4000K / 6000K)

Big Ben

Perfect ambient lighting for the creation of different environments thanks to its tunable white system.

Voltage 24V	Warranty 5 years
LED type 3528	Lifetime 40.000h
IP IP20	PCB Thickness 2 oz

15596-24	Temperature 2900-6500K	Density 120 leds/m	Lumen output 600/700lm/m	Power 19,2 W/m
----------	---------------------------	-----------------------	-----------------------------	-------------------

Recommended length (max.) 5 m
Profile Essential
Dimension 5000x10x2mm
Cut 100 mm /12 LED



5 m
 Essential
 100 mm
 5 years

ES
Iluminación de ambiente perfecta para la creación de diferentes ambientes gracias a su sistema tunable white

FR
Un éclairage d'ambiance parfait pour créer différentes atmosphères grâce à son système de blanc réglable.

IT
Illuminazione dell' ambiente perfetta per creare diversi situazioni grazie al sistema del bianco dinamico

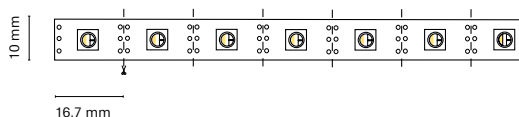
Petra

Digital lighting system dimmable LED to LED (RGB + 2700K).

Voltage 5V	Warranty 5 years
LED type 5050	Lifetime 40.000h
IP IP20	PCB Thickness 2 oz

15780-05	Temperature RGB + 2700K	Density 60 leds/m	Lumen output —	Power 18 W/m
----------	----------------------------	----------------------	-------------------	-----------------

Recommended length (max.) 5 m
Profile Essential
Dimension 5000x10x2mm
Cut 116,7 mm /1 LED



5 m
 Essential
 116.7 mm
 5 years

ES
Sistema de iluminación digital regulable LED a LED (RGB + 2700K)

FR
Système d'éclairage numérique gradable de LED à LED (RGB + 2700K).

IT
Sistema di illuminazione digitale regolabile LED a LED (RGB + 2700K)

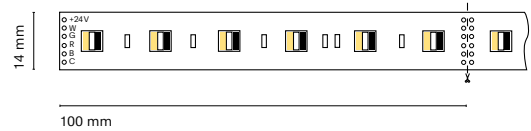
Branderburger

Ultimate variety of color temperatures to suit every space (2400K–6500K).

Voltage 24V	Warranty 5 years
LED type 5050	Lifetime 40.000h
IP IP20	PCB Thickness 2 oz

21211-	Temperature RGB + (2400 6500K)	Density 60 leds/m	Lumen output 1440lm / m	Power 24 W/m
--------	-----------------------------------	----------------------	----------------------------	-----------------

Recommended length (max.) 5 m
Profile Essential
Dimension 5000x14x2mm
Cut 100 mm /6 LED



-  5 m
-  Essential
-  100 mm
-  5 years

ES
Maxima variedad de temperaturas de color para adaptarnos a cada espacio (2400K–6500K)

FR
Une variété maximale de températures de couleur pour s'adapter à chaque espace (2400K–6500K).

IT
Grande varietà di temperature di colore per adeguarsi ad ogni spazio (2400K–6500K)




Apartment in Sabadell by Exitprojectes Arquitectos.
Photography by Eugeni Aguiló

Outdoor monochrome

Accessories

The connecting cable is used to power the LED strip. All NEXIA strips include their connector cable. These accessories are used when the customer customizes the cuts themselves.

15583-	Monochrome strip
15583-RGB	RGB strip



ES
Cable conector: Se utiliza para alimentar la tira LED. Todas las tiras de NEXIA incorporar su cable conector. Estos accesorios se utilizan cuando el cliente personaliza él mismo los cortes.

FR
Câble de connexion : Utilisé pour alimenter le ruban LED. Toutes les rubans NEXIA incluent leur câble de connexion. Ces accessoires sont utilisés lorsque le client personnalise lui-même les découpes.

IT
Cavo di connessione: usato per potenziare la striscia LED. Tutte le strisce NEXIA includono un proprio cavo di connessione. Questi accessori vengono utilizzati quando il cliente taglia la striscia secondo le proprie esigenze.

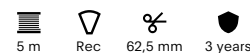
Trafalgar Square IP66

LED strip with COB technology, without separation between chips, to ensure continuity and uniformity of light in outdoor installations.

Voltage 24V	Warranty 3 years
CRI >90	Lifetime 30.000h
Efficiency Up to 95lm/W	PCB Thickness 2 oz
IP IP66	

	Temperature	Density	Lumen output	Power
21191-H	2700K	512 leds/m	935 lm/m	11 W/m
21191-E	3000K	512 leds/m	990 lm/m	11 W/m
21191-F	4000K	512 leds/m	1045 lm/m	11 W/m

Recommended length (max.) 5m
Profile recommended
Dimension 5000x10x4mm
Cut 62.5 mm



ES
Tira led con tecnología COB, sin separación entre chips, para asegurar la continuidad y uniformidad de luz en instalaciones de exterior

FR
Bande LED avec technologie COB, sans séparation entre les chips, pour assurer la continuité et l'uniformité de la lumière dans les installations extérieures.

IT
Ledstrip con tecnologia COB, senza separazione tra i chip, per garantire continuità e uniformità di luce nelle installazioni esterne.

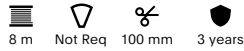
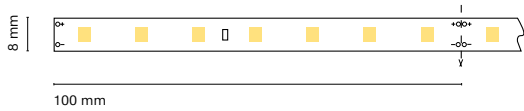
Colosseo IP66

Wide range of power ratings and colour temperatures thanks to the LED 2835 IP 66

Voltage 24V	McAdam step SDCM<3
CRI >80	Warranty 3 years
Efficiency Up to 125lm/W	Lifetime 30.000h
LED type 2835	PCB Thickness 2 oz
IP IP66	

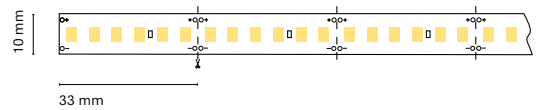
	Temperature	Density	Lumen output	Power
21131-G	2700K	70 leds/m	520 lm/m	4.8 W/m
21131-C	3000K	70 leds/m	539 lm/m	4.8 W/m
21131-N	4000K	70 leds/m	568 lm/m	4.8 W/m

Recommended length (max.) 8 m
Profile not required
Dimension 5000x8x2mm
Cut 100 mm / 7 LED



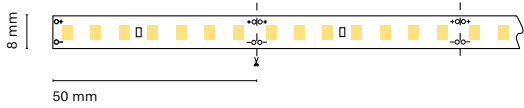
	Temperature	Density	Lumen output	Power
21133-G	2700K	180 leds/m	1296 lm/m	14,4 W/m
21133-C	3000K	180 leds/m	1354 lm/m	14,4 W/m
21133-N	4000K	180 leds/m	1440 lm/m	14,4 W/m
21133-C/30	3000K	180 leds/m	1354 lm/m	14,4 W/m
21133-N/30	4000K	180 leds/m	1440 lm/m	14,4 W/m

Recommended length (max.) 6 m
Profile Essential
Dimension 5000x12x4mm
Cut 33 mm / 6 LED
Roll 10m for 3000 / 4000K



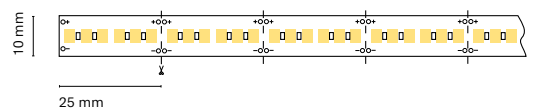
	Temperature	Density	Lumen output	Power
21132-G	2700K	140 leds/m	1104 lm/m	9,6 W/m
21132-C	3000K	140 leds/m	1142 lm/m	9,6 W/m
21132-N	4000K	140 leds/m	1200 lm/m	9,6 W/m
21132-C/30	3000K	140 leds/m	1142 lm/m	9,6 W/m
21132-N/30	4000K	140 leds/m	1200 lm/m	9,6 W/m

Recommended length (max.) 6 m
Profile Recommended
Dimension 5000x10x4mm
Cut 50 mm / 7 LED
Roll 10m for 3000 / 4000K



	Temperature	Density	Lumen output	Power
21134-G	2700K	240 leds/m	1480 lm/m	19,2 W/m
21134-C	3000K	240 leds/m	1536 lm/m	19,2 W/m
21134-N	4000K	240 leds/m	1651 lm/m	19,2 W/m
21134-C/30	3000K	240 leds/m	1536 lm/m	19,2 W/m
21134-N/30	4000K	240 leds/m	1651 lm/m	19,2 W/m

Recommended length (max.) 6 m
Profile Essential
Dimension 5000x12x4mm
Cut 25 mm / 7 LED
Roll 10m for 3000 / 4000K



ES Gran variedad de potencias y temperaturas de color gracias al LED 2835 IP 66

FR Large gamme de puissances et de températures de couleur grâce à la LED 2835 IP 66

IT Grande varietà di temperature di colore grazie al LED 2835 IP 66

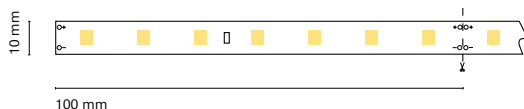
Brooklyn IP67

Great variety of powers and color temperatures thanks to the LED 2835. With CRI >90, suitable for outdoor use.

Voltage 24V	McAdam step SDCM<3
CRI >90	Warranty 3 years
Efficiency Up to 106lm/W	Lifetime 40.000h
LED type 2835	PCB Thickness 2 oz
IP IP67	

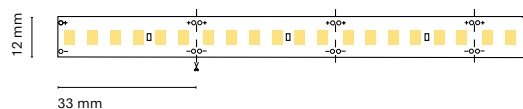
	Temperature	Density	Lumen output	Power
21151-H	2700K	70 leds/m	435 lm/m	4.8 W/m
21151-E	3000K	70 leds/m	440 lm/m	4.8 W/m
21151-F	4000K	70 leds/m	480 lm/m	4.8 W/m

Recommended length (max.) 8 m
Profile not required
Dimension 5000x10x4mm
Cut 100 mm / 7 LED



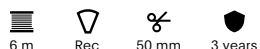
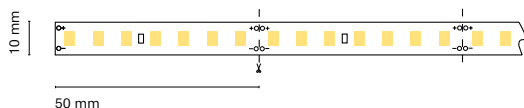
	Temperature	Density	Lumen output	Power
21153-H	2700K	180 leds/m	1196 lm/m	14,4 W/m
21153-E	3000K	180 leds/m	1210 lm/m	14,4 W/m
21153-F	4000K	180 leds/m	1245 lm/m	14,4 W/m

Recommended length (max.) 6 m
Profile Essential
Dimension 5000x12x4mm
Cut 33 mm / 6 LED




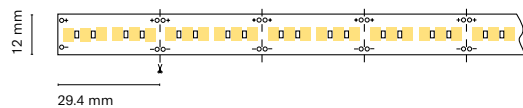
	Temperature	Density	Lumen output	Power
21152-H	2700K	140 leds/m	886 lm/m	9,6 W/m
21152-E	3000K	140 leds/m	920 lm/m	9,6 W/m
21152-F	4000K	140 leds/m	1016 lm/m	9,6 W/m

Recommended length (max.) 6 m
Profile Recommended
Dimension 5000x10x4mm
Cut 50 mm / 7 LED



	Temperature	Density	Lumen output	Power
21154-H	2700K	238 leds/m	1501 lm/m	19,2 W/m
21154-E	3000K	238 leds/m	1578 lm/m	19,2 W/m
21154-F	4000K	238 leds/m	1694 lm/m	19,2 W/m

Recommended length (max.) 5 m
Profile Essential
Dimension 5000x12x4mm
Cut 29,4 mm / 7 LED



ES
Gran variedad de potencias y temperaturas de color gracias al LED 2835. Con CRI >90, apta para uso exterior.

FR
Large gamme de puissances et de températures de couleur grâce à la LED 2835. Avec un IRC >90, il convient à une utilisation en extérieur.

IT
Grande varietà di potenze e temperature di colore grazie al LED 2835. Con CRI >90, adatto per uso esterno.

Outdoor Colour

Central Park IP67

Wide range of colours to create ambient light in RGB format, suitable for outdoor use.

Voltage
24V

Warranty
5 years

LED type
5050

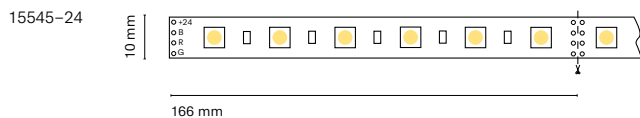
Lifetime
40.000h

IP
IP67

PCB Thickness
2 oz

	Temperature	Density	Lumen output	Power
15540-24	RGB	30 leds/m		7,2 W/m
15545-24	RGB	60 leds/m		14,4 W/m

Recommended length (max.) 12 / 10 m
Profile Recommended
Dimension 5000x12x4mm
Cut 100 mm /6 LED y 166 mm / 5 LED



12/10 m Rec 100 / 166 mm 5 years

ES
Gran variedad de colores para generar luz de ambiente en formato RGB, apta para uso exterior

FR
Large gamme de couleurs pour générer une lumière ambiante au format RBB, adaptée à une utilisation en extérieur.

IT
Grande varietà di colori per creare una luce dell'ambiente in formato RGB, adatto per uso esterno

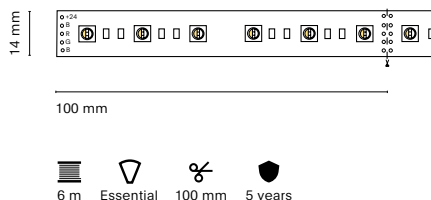
Notre Dame IP67

Larger range of colours to create ambient light in RGB + white format (3000K/4000K/6000K). Suitable for outdoor use.

Voltage 24V	Warranty 5 years
LED type 5050	Lifetime 40.000h
IP IP67	PCB Thickness 2 oz

	Temperature	Density	Lumen output	Power
15544-24	RGB + 3000K	60 leds/m	RGB / 850lm/m	19,2 W/m
15786-24	RGB + 4000K	60 leds/m	RGB / 880lm/m	19,2 W/m
15543-24	RGB + 6000K	60 leds/m	RGB / 930lm/m	19,2 W/m

Recommended length (max.) 6 m
Profile Essential
Dimension 5000x14x4mm
Cut 100 mm /6 LED



ES
Mayor gama de colores para generar luz de ambiente en formato RGB + blanco (3000K/4000K/6000K). Apto para uso exterior.

FR
Plus grande gamme de couleurs pour créer une lumière ambiante au format RGB + blanc (3000K/4000K/6000K). Convient pour une utilisation en extérieur.

IT
Grande varietà di colori per creare una luce dell'ambiente in formato RGB + bianco (3000K/4000K/6000K). Adatto per uso esterno

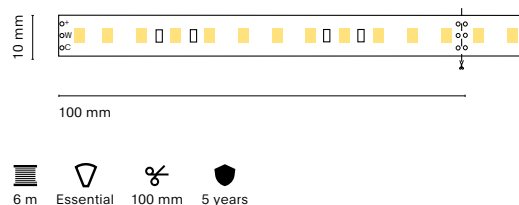
Big Ben IP67

Perfect ambient lighting for the creation of different environments thanks to its tunable white system. Suitable for outdoor use.

Voltage 24V	Warranty 5 years
LED type 3528	Lifetime 40.000h
IP IP67	PCB Thickness 2 oz

	Temperature	Density	Lumen output	Power
15597-24	2900-6500K	120 leds/m	600/700lm/m	19,2 W/m

Recommended length (max.) 6 m
Profile Essential
Dimension 5000x12x4mm
Cut 100 mm /12 LED



ES
Iluminacion de ambiente perfecta para la creación de diferentes ambientes gracias a su sistema tunable white. Apto para uso exterior

FR
Un éclairage d'ambiance parfait pour la création de différentes ambiances grâce à son système de blanc accordable. Convient pour une utilisation en extérieur.

IT
Illuminazione dell'ambiente perfetta per creare diverse situazioni grazie al sistema bianco dinamico. Adatto per uso esterno

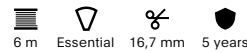
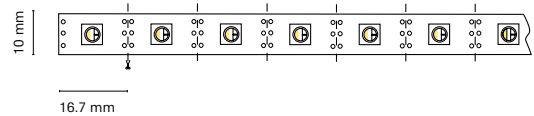
Petra IP67

LED dimmable digital lighting system (RGB + 2700K). Suitable for outdoor use.

Voltage 5V	Warranty 5 years
LED type 5050	Lifetime 40.000h
IP IP67	PCB Thickness 2 oz

	Temperature	Density	Lumen output	Power
15781-05	RGB + 2700K	60 leds/m		18 W/m

Recommended length (max.) 6 m
Profile Essential
Dimension 5000x12x4mm
Cut 16,7 mm / 1 LED



ES
Sistema de iluminación digital regulable LED a LED (RGB + 2700K). Apta para uso exterior.

FR
Système d'éclairage digital LED à gradation (RGB + 2700K). Convient à un usage extérieur

IT
Sistema di illuminazione digitale regolabile (RGB + 2700K). Adatto per uso esterno

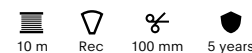
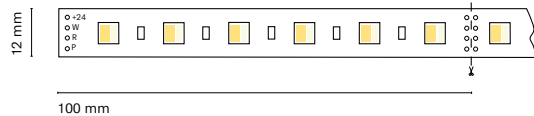
Marienplatz

Linear lighting with special lighting for bakery, meat and fish.

Voltage 24V	Warranty 5 years
LED type 5050	Lifetime 40.000h
IP IP67	PCB Thickness 2 oz

	Temperature	Density	Lumen output	Power
15569-24B	Bread	60 leds/m	380 lm / m	5,2 W/m
15569-24F	Fish	60 leds/m	360 lm / m	5,2 W/m
15569-24M	Meat	60 leds/m	480 lm / m	9,4 W/m

Recommended length (max.) 10 m
Profile Recommended
Dimension 5000x12x4mm
Cut 100 mm / 6 LED



ES
Iluminación lineal con iluminación especial para panadería, carne y pescado

FR
Éclairage linéaire avec éclairage spécial pour la boulangerie, la viande et le poisson.

IT
Illuminazione lineare con luce speciale per pane, carne e pesce



The Neon IP67 LED strip integrates the different LED strips offered by NEXIA (RGB / warm or neutral white and 4.8W / 9.6W), in addition to being a case resistant to UV radiation, making it a suitable product for indoor and outdoor use. It is characterized by lighting reflection, giving a continuous soft and pleasant light without glare. The best application is decorative because you can bend to create the shape you need. The NEON strip is supplied cut to length in order to guarantee waterproofness. It is delivered up to 10m long and incorporates the strip of at least 60 LED/m to provide continuous light

ES

La tira Led de Neon IP67, integra las distintas tiras de led que ofrece NEXIA (RGB/blanco cálido o neutro y 4.8W / 9.6W), además de ser una funda resistente a los rayos UV, que hace que sea un producto adecuado para el uso tanto interior como exterior. Se caracteriza por una luz que sale por reflexión, otorgándole un efecto continuo a la vez de una luz suave y agradable sin deslumbramiento. La aplicación ideal es decorativa gracias a la posibilidad de curvar para poder conseguir la forma que se necesite. La tira de NEON se suministra cortada a medida, para poder garantizar la estanqueidad. Se sirve hasta 10m de longitud e incorpora la tira de 60 LED/m como mínimo para evitar que se marquen los puntos de luz

FR

Le ruban LED Neon IP67 intègre les différentes bandes LED proposées par NEXIA (RGB / blanc chaud ou neutre et 4,8W / 9,6W), en plus d'être une couverture résistante aux UV, ce qui en fait un produit adapté à une utilisation en intérieur comme en extérieur. Il se caractérise par une lumière réfléchie, lui donnant un effet continu ainsi qu'une lumière douce et agréable sans éblouissement. L'application idéale est décorative grâce à la possibilité de le plier à la forme souhaitée. La bande NEON est fournie coupée sur mesure, afin de garantir l'étanchéité. Il est disponible en longueurs allant jusqu'à 10 m et est livré avec un minimum de 60 LED/m de bande pour éviter que les points lumineux ne soient marqués.

IT

La striscia LED Neon IP67 integra le diverse strisce LED offerte da NEXIA (RGB / bianco caldo o neutro e 4,8W / 9,6W), oltre ad essere una copertura resistente ai raggi UV, che lo rende un prodotto adatto sia per uso interno che esterno. È caratterizzato da una luce riflessa, che dà un effetto continuo e una luce morbida e piacevole senza abbagliamento. L'applicazione ideale è quella decorativa grazie alla possibilità di piegarlo alla forma desiderata. La striscia NEON viene fornita tagliata a misura, per garantire la tenuta stagna. È disponibile in lunghezze fino a 10m e viene fornito con un minimo di 60 LED/m striscia per evitare che i punti luce vengano segnati.

Niagra

Decorative continuous lights for the design of structures and backlit shapes.

Voltage 24V	Warranty 3 years
CRI >80	Lifetime 40.000h
IP IP67	

	Temperature	Density	Lumen output	Power
15731-24	3000K	60 leds/m	95 lm / m	4,8 W/m
15732-24	2700K	60 leds/m	90 lm / m	4,8 W/m
15733-24	4000K	60 leds/m	100 lm / m	4,8 W/m


Dimension 10x18,5mm
Recommended length (max.) 10 m

	Temperature	Density	Lumen output	Power
15739-24	3000K	120 leds/m	180 lm / m	9,6 W/m
15740-24	2700K	120 leds/m	170 lm / m	9,6 W/m
15741-24	4000K	120 leds/m	190 lm / m	9,6 W/m

Dimension 10x18,5mm
Recommended length (max.) 10 m

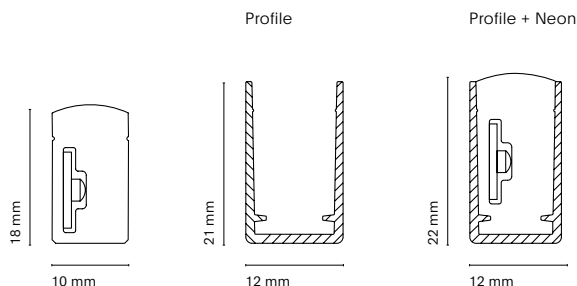
	Temperature	Density	Lumen output	Power
15730-24	RGB	60 leds/m	115 lm / m	10 W/m

Dimension 10x18,5mm
Recommended length (max.) 10 m



Accessories

		Lenght	
15747-	Aluminum profile 21mm	200	200 cm
		150	150 cm
		100	100 cm
		050	50 cm
15748-	Fixing neon led strip support		



ES
Iluminación continua decorativa para la creación de estructuras y formas retroiluminadas.

FR
Éclairage continu décoratif pour la création de structures et de formes rétroéclairées.

IT
Illuminazione decorativa continua per la creazione di strutture e forme retroilluminate.



Drivers and controllers

Converters transform altern current from electrical network in direct current suitable for feeding LED strips. Nexia always uses 24V LED strips except in digital strips that use 5V.

Converters

220–240V Converters

	Dimensions	Power	IP
15067–24	251x30x16mm	45W	20
15062–24	180x52x30mm	60W	20
15068–24	305x30x17mm	75W	20
15065–24	300x40x30mm	120W	20
15066–24	345x50x35mm	180W	20
15060–24	106x94x62mm	10W	65
15061–24	178x168x62mm	30W	65
15063–24	180x49x32mm	75W	67
15064–24	206x69x37mm	100W	67
15069–24	206x69x37mm	150W	67
15070–24	215x120x50mm	350W	00

Dali 220–240V Converters

	Dimensions	Power	IP
15061–24D	195x43x30mm	35W	20
15062–24D	225x43x30mm	60W	20
15065–24D	295x43x30mm	100W	20
15066–24D	325x43x30mm	150W	20

Bluetooth casambi 220–240v converter

	Dimensions	Power	IP
15061–24B	195x43x30mm	35W	20
15063–24B	225x43x30mm	60W	20
15064–24B	295x43x30mm	100W	20
15069–24B	325x43x30mm	150W	20

110–240V Converters

	Dimensions	Power	IP
15060–24MW	90x40x29mm	12W	30
15061–24MW	84x57x30mm	36W	42
15063–24MW	163x43x32mm	60W	67
15064–24MW	190x52x37mm	100W	67
15069–24MW	223x39x68mm	150W	67
15070–24MW	230x50x115mm	320W	67

Digital Strip Converter

	Dimensions	Power	IP
15069–05MW	159x97x30mm	110W	00
15070–05MW	215x115x30mm	300W	00

ES

Los convertidores transforman la corriente alterna de la red eléctrica en corriente continua adecuada para la alimentación de las tiras LED. Nexia utiliza siempre tiras LED de 24V excepto en tiras digitales que utilizan 5V.

FR

Les convertisseurs transforment le courant alternatif du réseau électrique en courant continu adapté à l'alimentation des rubans LED. Nexia utilise toujours des rubans LED de 24V, sauf pour les bandes numériques qui utilisent 5V.

IT

I driver trasformano la corrente alternata in corrente continua per alimentare le strisce LED. Nexia usa sempre LED 24V, ad eccezione delle strisce digitali che prevedono 5V

Controllers are intert between the Converter and the LED strip in order to regulate its intensity and/or color.

Controllers

24V Monochrome

15707-	DC Controller 24V 288W Dali/1-10V/0-10V/Push	
	1 channel Controller Monochrome, Dimmable by DALI, 1-10V,0-10V or Pushbutton.	Controlador de 1 canal Monocromo, Regulable por DALI, 1-10V, 0-10V o Pulsador.



15708-	Dc Controller 24V 120W Dali/1-10V/Push	
	1 channel Controller Monochrome, Dimmable by DALI, 1-10V or Pushbutton.	Controlador de 1 canal Monocromo, Regulable por DALI, 1-10V o Pulsador.



21902-	Touch Regulator Dc24v 120W For Aluminium Profile	
	Dimming Suitable to profiles:	22009 / 22004 / 22008 / 220013 / 15974 / 15979 / 22014 / 15692 / 15600 / 15602
	Regulador compatible con perfiles:	



Tuneable White 24V

15592-	Warm-Cold Controller 24V 2X72w With Remote Control	
	2 channels Controller for colour temperature change with remote control.	Controlador de 2 canales para cambio de temperatura de color, con mando a distancia.



15084-	Wall Controller Warm-Cold 24V 2X96w	
	2 channels Wall Controller for colour temperature change Wifi control accessroy available.	Controlador de pared de 2 canales para cambio de temperatura de color. Accesorio para control Wifi disponible.



ES
Los controladores se intercalan entre el Convertidor y la tira LED para regular su intensidad y/o color.

FR
Les drivers sont insérés entre le convertisseur et la bande LED pour en régler l'intensité et/ou la couleur.

IT
I driver si inseriscono tra l'alimentatore e la striscia LED per regolare intensità e/o colore

15085-	Optional Remote Control For 15084-

Rgb 24V

15082-	Rgb Controller 24V 3X48w Dali/Dmx
3 channels Controller for RGB color change, Dimming by Dali or DMX protocol	Controlador de 3 canales RGB para cambio de color, regulable por protocolo DALI o DMX

15718-RGB	Rgb Controller 24V 3X96w With Remote Control
3 channels Controller for RGB color change with remote control.	Controlador de 3 canales RGB para cambio de color, con mando a distancia.

Rgb+White 24V

15083-4C	Rgb+W Controller 24V 4X96w Dmx
4 channels Controller for RGB+White for color change, dimming by DMX protocol.	Controlador de 4 canales RGB+Blanco para cambio de color, regulable por protocolo DMX.

15726-WIFI	Rgb+W Controller 24V 4X30w Wifi Alexa / Google Home
4 channels Controller for RGB+White for color change. Controllable by WIFI from Android or iOS with Tuya Smart App.	Controlador de 4 canales RGB+Blanco para cambio de color. Controlable por WIFI desde Android o iOS con la app Tuya Smart Integrable en asistente virtuales Amazon Alexa o Google Home.

15720-RGB+W	Controller Rgb+W 24V 4X120w With Remote Control
4 channels controller for RGB+White for color change with remote control.	Controlador de 4 canales RGB+Blanco para cambio de color con mando a distancia.

15086-	Wall Controller Rgb+W 24V 4X72w
4 channels wall controller for RGB+White for color change. Wifi control accessory available.	Controlador de pared de 4 canales RGB+Blanco para cambio de color. Accesorio para control Wifi disponible.

15087-	Optional Remote Control For 15086-

Rgb + White + Warm White 24V


21901-	Rgb + W + Ww Controller 24V 5X72w With Remote Control
5 channels RGB+White+Warm White for color change and colour temperature change with remote control.	Controlador de 5 canales RGB+Blanco+Blanco calido para cambio de color y temperatura de color, con mando a distancia.


Digital 5V

15782-05	Digital Controller 5V Mac.2048 Leds With Control
Controller with dinamic color change prescenes for LED strip digital with remote control.	Controlador con cambio de escenas dinamicas para LED Strip Digital, con mando a distancia.

Bluetooth Casambi 24V


90101-1CH	Controller Bluetooth-Pwm 1Ch 24V 144W Casambi
Controller Bluetooth from the App Casambi. Preconfigured for Monochrome LED strip.	Controlador bluetooth desde la App Casambi. Preconfigurado para LED strip monocromo.


90101-TW	Controller Bluetooth-Pwm Tw 24V 144W Casambi	
	<p>Controller Bluetooth from the App Casambi. Preconfigured for Warm/ Cold LED strip for color temperature change.</p>	<p>Controlador bluetooth desde la App Casambi. Preconfigurado para LED strip Calido / Frio para cambio de temperatura de color.</p>
		

90101-RGB	Controller Bluetooth-Pwm Rgb 24V 144W Casambi	
	<p>Controller Bluetooth from the App Casambi. Preconfigured for RGB LED strip for color change.</p>	<p>Controlador bluetooth desde la App Casambi. Preconfigurado para LED strip RGB para cambio de color.</p>
		

90101-RGBW	Controller Bluetooth-Pwm Rgb+W 24V 144W Casambi	
	<p>Controller Bluetooth from the App Casambi. Preconfigured for RGB+White LED strip for color change.</p>	<p>Controlador bluetooth desde la App Casambi. Preconfigurado para LED strip RGB+White para cambio de color.</p>
		

Controller Scenes Bluetooth Casambi

90100-P	Controller Bluetooth Casambi-Push	
	<p>Bluetooth Casambi Controller, dimming by pushbutton. Allow integration of a standard pushbutton into the Casambi System.</p>	<p>Controlador Bluetooth Casambi regulable desde pulsador. Permite integrar un pulsador estándar en el sistema Casambi.</p>
		

90102-	Controller Wireless Bluetooth BI/Ne 4 Scenes Casambi	<p>Bluetooth Casambi Controller, to call 4 scenes, luminaries or groups. Fixing base included and magnetic system for easy movement.</p>	<p>Controlador Bluetooth Casambi para llamar 4 escenas, luminarias o grupos. Incluye base de fijación y sistema por imán de fácil desplazamiento.</p>					
		<table border="1"> <thead> <tr> <th colspan="2">Colour</th> </tr> </thead> <tbody> <tr> <td>1</td> <td>Black</td> </tr> <tr> <td>0</td> <td>White</td> </tr> </tbody> </table>		Colour		1	Black	0
Colour								
1	Black							
0	White							
								

Amplifiers are used when a controller does not have enough power to feed a set of led strips that are intended to be connected to this controller.

Amplifiers

24V Monochrome

15707S-	Slave Controller Dc 24V 288W For 15707- Controller
---------	--



24V Colour

15068-	3 Channels Amplifier Rgb 24V 3X96w
15068-4C	4 Channels Amplifier Rgb+W 24V 4X120w
15068-5C	5 Channels Amplifier Rgb+W+Ww 24V 5X72w



Emergency Kits

15505-24	Emergency Kit Led Strip 24V/30W 1H 220-240V
15504-24	Emergency Kit Led Strip 24V/48W 3H 220-240V



ES


Los amplificadores se utilizan cuando un controlador no tiene la potencia suficiente para alimentar al conjunto de tiras led que se pretende conectar a un controlador.

FR

Les amplificateurs sont utilisés lorsqu'un contrôleur ne dispose pas d'une puissance suffisante pour alimenter l'ensemble des bandes LED à connecter à un contrôleur.

IT

Gli amplificatori vengono utilizzati quando i driver non hanno sufficiente potenza per alimentare una serie di strisce led da collegare ad un driver



We are introducing the first Nexia Outdoor collection, created for lighting up any outdoor architectural project by means of a minimalist, clean line aimed to be perfectly integrated with all kinds of spaces. Our development and design team has created the collection giving priority to design, technology and quality. For this reason, Nexia keeps betting on the lighting rigour, quality and the variety of options that allow us to generate the suitable atmosphere for each space.

The company is very excited to undertake this new journey within the lighting sector, providing a complete catalogue to cover any requirement and remaining a leader in quality, service and design.

Spotlights	
Ronda	362
Jardí	364
Ceiling Surface	
Cala	367
Barri	369
Wall Surface	
Cala	371
Passeig	374
Ronda	378
Jardí	381
Plaça	382
Uplights	
Vila	385
Parc	387
Aro	390
Mu	391
Wall Recessed	
Up_Ext	393
Carrer	395
Ceiling Recessed	
Ciutat	399
Bollard	
Mercat	402
Plaça	404



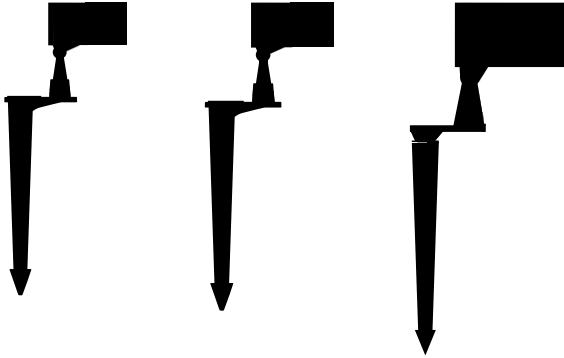







Spotlights

Ronda
p. 362



Jardí
p. 364



Material Aluminium	Colour temp. 2700K / 3000K / 4000K
Impact protection IK06	Technology LED
Index protection IP65	Guarantee 5 years
Driver	Class II
Included CRI > 80	Voltage 110-240V (24101-/24102-)
Lifetime 50.000h	220-240V (24101-/24103-)



Ronda

Ronda has been designed to create projection light being installed in garden areas with a pole or in wall lighting. With its 4 different beam angles and 5 powers we can cover any project.

ES

Ronda ha sido diseñada para crear luz de proyección y ser instalado en las zonas de jardín con tija o en formato applique de pared. Con sus 4 ángulos de apertura y 5 potencias diferentes podemos abarcar cualquier proyecto.

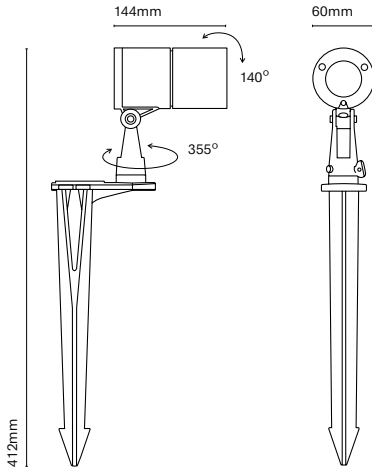
FR

Ronda a été conçue pour créer une lumière de projection et pour être installé dans des jardins, soit avec une tige ou comme une applique murale. Avec ses deux angles d'ouverture et trois puissances différentes nous pouvons couvrir tous les projets.

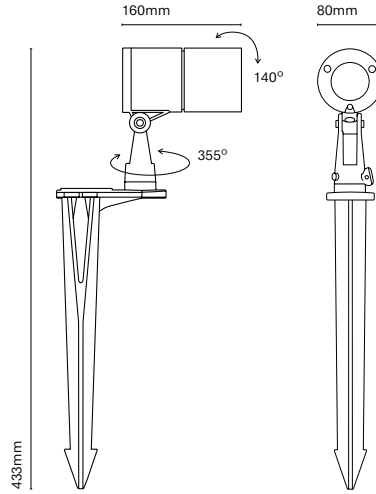
IT

Ronda è stata pensata per proiettare la luce ed essere installata nei giardini come picchetto o come applique. Ha 4 angoli d'apertura e 5 potenze per soddisfare qualsiasi esigenza.

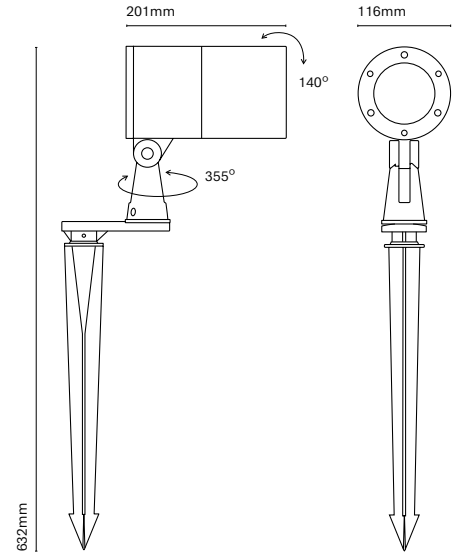
24101-



24102-



24103-



	Colour	CRI/Temp.	Angle	Led
24101-	Y Anthracite	G 827	2 24°	0 700 lm / 6W
	C 830		3 36°	1 1000 lm / 9W
	N 840			

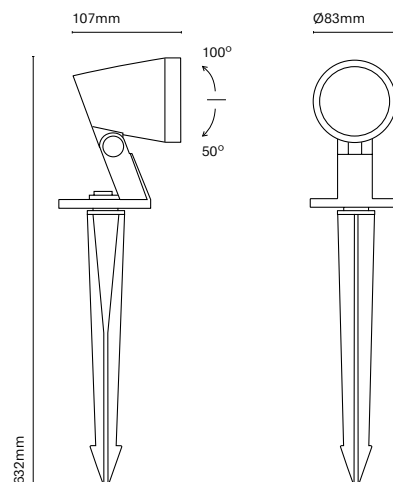
	Colour	CRI/Temp.	Angle	Led
24102-	Y Anthracite	G 827	2 24°	2 1500 lm / 13W
	C 830		3 36°	3 2100 lm / 17,5W
	N 840			

	Colour	CRI/Temp.	Angle	Led
24103-	Y Anthracite	G 827	2 20°	4 3400 lm / 25,5W
	C 830		3 40°	
	N 840			

This is an anthracite–finished spotlight available in GU10.

Material Polycarbonate	Guarantee 5 years
Impact protection IK06	Class II
Index protection IP67	Voltage 240V (max.)
Technology GU10 Lampholder	

24111-



Jardí

	Colour	CRI/Temp.	
24111-	Y Anthracite	GU	GU10

0,30m cable

ES
Es un proyector con acabado antracita disponible en GU10.

FR
Il s'agit d'un projecteur à finition anthracite disponible dans la version GU10.

IT
Proiettore grigio antracite disponibile in GU10

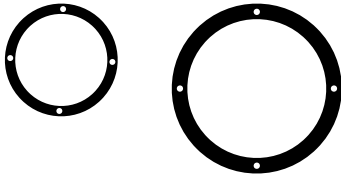


Ceiling surface

Cala
p. 367



Barri
p. 369



Material Aluminium	Lifetime 50.000h
Impact protection IK06	Technology LED
Index protection IP65	Guarantee 5 years
Driver Included	Class I
CRI > 80	Voltage 110-240V (24201- /24202- /24203-)
Colour Temp. 2700K / 3000K / 4000K	220-240V (24202- /24203-)



Cala

Cala is a family of surface mounted fixtures characterised by their clean and elegant design. This product range is flexible and versatile, allowing it to be projected into any space. Its different available wattages make it perfect for high heights as we have up to 52W.

ES

CALA es una familia de luminarias de superficie que se caracterizan por su diseño limpio y elegante. Esta gama de producto es flexible y versátil, permitiendo así ser proyectado en cualquier espacio. Sus diferentes potencias disponibles lo hacen un producto perfecto para alturas elevadas ya que contamos con hasta 52W.

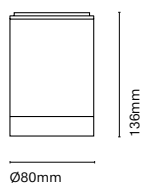
FR

CALA est une famille de luminaires de surface qui est définie par son design propre et élégant. Cette gamme de produit est flexible et versatile, permettant ainsi d'être projeté dans tous les espaces. Disponible dans plusieurs puissances qui le fait un produit parfait pour des hauteurs élevées car nous pouvons compter jusqu'à 52W.

IT

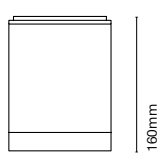
CALA è una famiglia di lampade con installazione a superficie che si caratterizzano per un disegno elegante. Una gamma flessibile e versatile, perfetta per ogni spazio. Le differenti potenze disponibili (fino a 52W) la rendono adatta a soffitti alti.

24201-



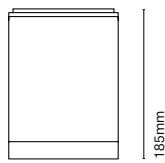
Ø80mm

24202-



Ø110mm

24203-



Ø150mm

	Colour	CRI/Temp.	Angle	Led
24201-	● Y Anthracite	G 827	1 15°	2 1500 lm / 13W
	● X Oxide	C 830	3 36°	3 2100 lm / 17,5W
	● 0 White	N 840	5 50°	

	Colour	CRI/Temp.	Angle	Led
24202-	● Y Anthracite	G 827	2 20°	2 2500 lm / 18W
	● X Oxide	C 830	4 40°	3 3400 lm / 25,5W
	● 0 White	N 840	7 70°	

	Colour	CRI/Temp.	Angle	Led
24203-	● Y Anthracite	G 827	2 20°	5 4900 lm / 38W
	● X Oxide	C 830	4 40°	7 6200 lm / 52W
	● 0 White	N 840	7 70°	

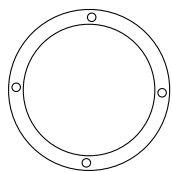
Barri provides us a soft, comfortable and ambient light. This ceiling light has an anthracite finish and is perfect for lighting outdoor areas.

Material Aluminium	Lifetime 50.000h
Impact protection IK10	Technology LED
Index protection IP65	Guarantee 5 years
Driver Included	Class I
CRI > 80	Voltage 110-240V (24210-) 220-240V (24211-)
Colour Temp. 3000K / 4000K (Switchable)	Installation Ceiling / wall

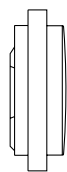


Barri

24210-

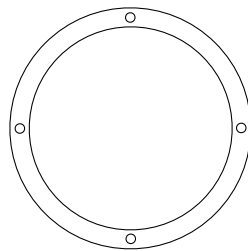


Ø180mm

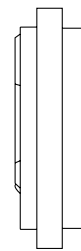


63mm

24211-



Ø235mm



72mm

	Colour	CRI/Temp.	Angle	Led
24210-	Y Anthracite	S Switchable	9 110°	0 450 lm / 4,5W

	Colour	CRI/Temp.	Angle	Led
24211-	Y Anthracite	S Switchable	9 110°	0 950 lm / 6,5W

ES
Barri nos proporciona una luz suave, confortable y ambiental. Es un plafón de acabado antracita perfecto para iluminar zonas exteriores.

FR
Barri nous fournit une lumière douce, confortable et d'ambiance. C'est un plafonnier de finition anthracite, parfait pour éclairer des zones d'extérieur.


IT
Barri fornisce una luce delicata, confortevole e d'atmosfera. È un plafone grigio antracite ed è perfetto per illuminare le zone esterne.

Wall surface


Cala
p. 371



Passeig
p. 374



Ronda
p. 378



Jardí
p. 381



Plaça
p. 382



Cala is a family of surface mounted fixtures characterised by their elegant design. This product range is flexible and versatile, allowing it to be projected into any space. Its different available wattages make it perfect for high heights as we have up to 25,5W.

Material Aluminium	Lifetime 50.000h
Impact protection IK06	Technology LED
Index protection IP65	Guarantee 5 years
Driver Included	Class I
CRI > 80	Voltage 110-240V (24401-/24402-/24411-)
Colour Temp. 2700K / 3000K / 4000K	220-240V (24403-/24410-/24412-)

Cala



ES

Cala es una familia de luminarias de superficie que se caracterizan por su diseño limpio y elegante. Esta gama de producto es flexible y versátil, permitiendo así ser proyectado en cualquier espacio. Sus diferentes potencias disponibles lo hacen un producto perfecto para alturas elevadas ya que contamos con hasta 25,5W.

FR

Cala est une famille de luminaires de surface qui est définie par son design propre et élégant. Cette gamme de produit est flexible et versatile, permettant ainsi d'être projeté dans tous les espaces. Disponible dans plusieurs puissances qui le fait un produit parfait pour des hauteurs élevées car nous pouvons compter jusqu'à 25,5W.

IT

Cala è una famiglia di lampade con installazione a superficie ed è caratterizzata da un disegno elegante. Una gamma flessibile e versatile, perfetta per ogni spazio. Le differenti potenze disponibili (fino a 25,5W) la rendono adatta a soffitti alti.

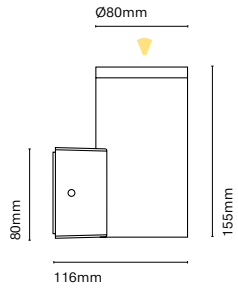


	Colour	CRI/Temp.	Angle	Led
24401-	● Y Anthracite	G 827	1 15°	2 1500 lm / 13W
	● X Oxide	C 830	3 36°	
	● 0 White	N 840	5 50°	

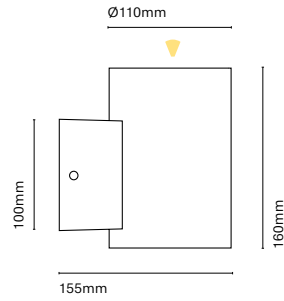
	Colour	CRI/Temp.	Angle	Led
24402-	● Y Anthracite	G 827	2 20°	3 2500 lm / 18W
	● X Oxide	C 830	4 40°	
	● 0 White	N 840	7 70°	

	Colour	CRI/Temp.	Angle	Led
24403-	● Y Anthracite	G 827	2 20°	4 3400 lm / 25,5W
	● X Oxide	C 830	4 40°	
	● 0 White	N 840	6 60°	

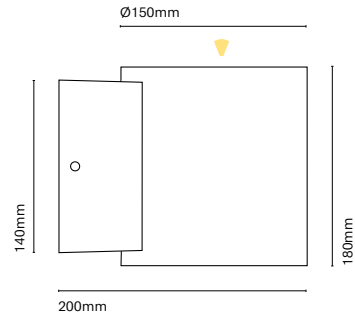
24401-



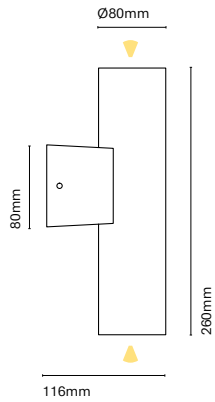
24402-



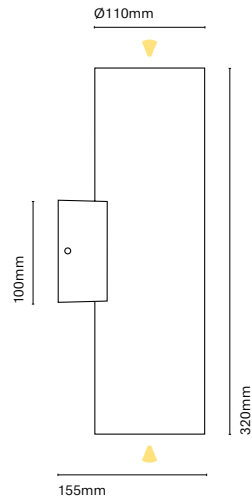
24403-



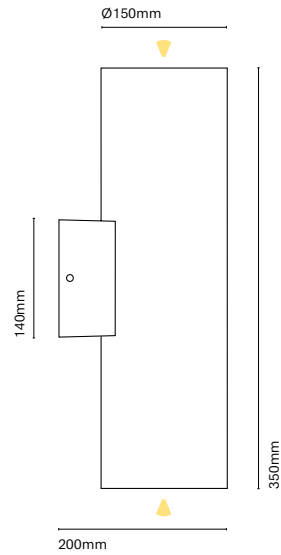
24410-



24411-



24412-



	Colour	CRI/Temp.	Angle	Led
24410-	● Y Anthracite	G 827	1 15°	2 1500 lm x2 /
	● X Oxide	C 830	3 36°	2x 13W
	● 0 White	N 840	5 50°	

	Colour	CRI/Temp.	Angle	Led
24411-	● Y Anthracite	G 827	2 20°	3 2500 lm x2 /
	● X Oxide	C 830	4 40°	2x 18W
	● 0 White	N 840	7 70°	


	Colour	CRI/Temp.	Angle	Led
24412-	● Y Anthracite	G 827	2 20°	4 3400 lm x2 / 2x 25,5W
	● X Oxide	C 830	4 40°	
	● 0 White	N 840	6 60°	

Material Aluminium	Lifetime 50.000h
Impact protection IK06	Technology LED
Index protection IP65	Guarantee 5 years
Driver Included	Class I
CRI > 80	Voltage 110–240V
Colour Temp. 3000K / 4000K (Switchable)	

Passeig

Passeig can only be described with one word; elegance in its pure state. A surface mounted wall fixture which provides a lighting effect that borders on excellence. It is available in 3 different designs.



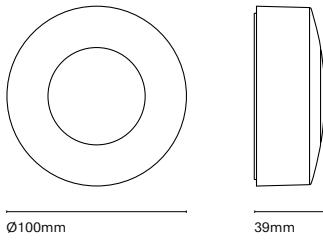


ES
Passeig solo se puede describir con una palabra; elegancia en su estado puro. Una luminaria adosada a pared que proporciona una luz que roza la excelencia. Está disponible en 3 diseños diferentes.

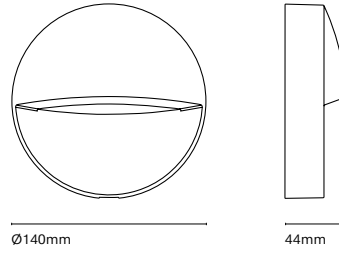
FR
Passeig peut être décrit qu'avec un seul mot : l'élégance à l'état pur. Un luminaire mural encastré qui fournit une lumière qui frise l'excellence. Disponible en 3 modèles différents.

IT
Passeig si può descrivere con una sola parola; eleganza allo stato puro. Un incasso che offre una luce eccellente ed è disponibile in 3 modelli.

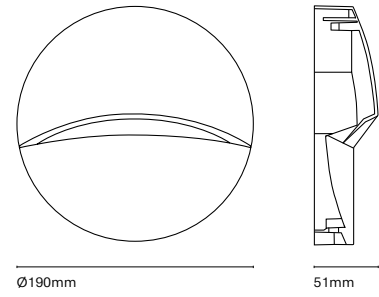
24305-



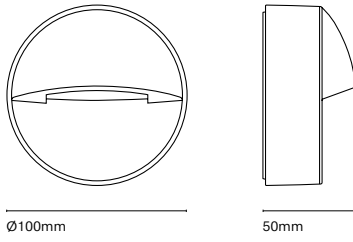
24301-



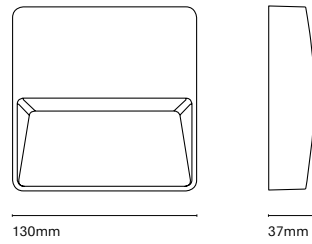
24303-



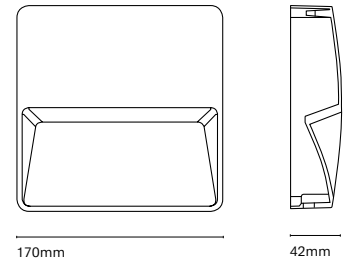
24306-



24302-



24304-




	Colour	CRI/Temp.	Angle	Led
24305-	Y Anthracite	S Switchable	9 110°	0 141 lm / 1,2W
	Colour	CRI/Temp.	Led	
24306-	Y Anthracite	S Switchable	0 170 lm / 1,6W	
	Colour	CRI/Temp.	Led	
24301-	Y Anthracite	S Switchable	0 350 lm / 3,3W	
	Colour	CRI/Temp.	Led	
24302-	Y Anthracite	S Switchable	0 350 lm / 3,3W	
	Colour	CRI/Temp.	Led	
24303-	Y Anthracite	S Switchable	0 600 lm / 4,5W	
24304-			1 800 lm / 6,4W	

Ronda has been designed to create projection light being installed in garden areas with a pole or in wall lighting. With its 3 different beam angles and 4 powers we can cover any project.

Ronda



Material Aluminium	Colour temp. 2700K / 3000K / 4000K
Impact protection IK06	Technology LED
Index protection IP66	Guarantee 5 years
Driver Included	Class II
CRI > 80	Voltage 110-240V (24420-/24421-)
Lifetime 50.000h	220-240V (24422-)

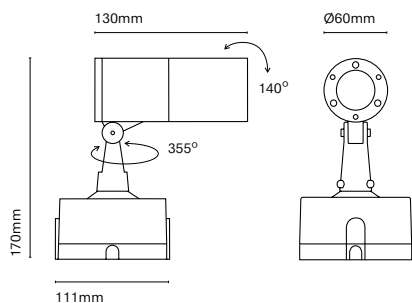


ES
Ronda ha sido diseñada para crear luz de proyección y ser instalado en las zonas de jardín con tija o en formato applique de pared. Con sus 3 ángulos de apertura y 4 potencias diferentes podemos abarcar cualquier proyecto.

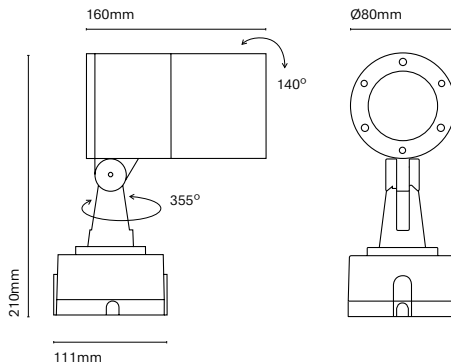
FR
Ronda a été conçue pour créer une lumière de projection et pour être installé dans des jardins, soit avec une tige ou comme une applique murale. Avec ses deux angles d'ouverture et trois puissances différentes nous pouvons couvrir tous les projets.

IT
Ronda è stata pensata per proiettare la luce ed essere installata nei giardini come picchetto o come applique. Ha 3 angoli d'apertura e 4 potenze per soddisfare qualsiasi esigenza.

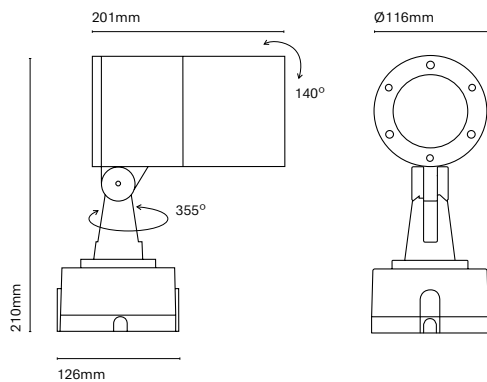
24420-



24421-



24422-



	Colour	CRI/Temp.	Angle	Led
24420-	● Y Anthracite	G 827	2 24°	1 1000 lm / 9W
	● X Oxide	C 830	3 36°	
	● 0 White	N 840		

	Colour	CRI/Temp.	Angle	Led
24421-	● Y Anthracite	G 827	2 24°	2 1500 lm / 13W
	● X Oxide	C 830	3 36°	3 2100 lm / 17,5W
	● 0 White	N 840		

	Colour	CRI/Temp.	Angle	Led
24422-	● Y Anthracite	G 827	2 20°	4 3400 lm / 25,5W
	● X Oxide	C 830	4 40°	
	● 0 White	N 840		

ES
Es un proyector con acabado antracita disponible en GU10.

FR
Il s'agit d'un projecteur à finition anthracite disponible dans la version GU10.

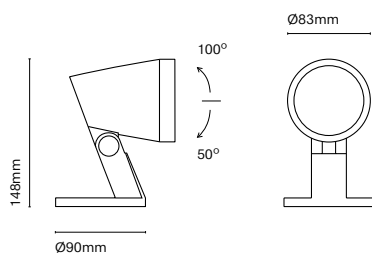
IT
Proiettore grigio antracite disponibile in GU10

Material Polycarbonate	Guarantee 5 years
Impact protection IK06	Class II
Index protection IP65	Voltage 110-240V (max.)
Technology GU10 Lampholder	



Jardí

24110-



	Colour	CRI/Temp.	
24110-	Y Anthracite	GU	GU10

0,30m cable

This is an anthracite-finished spotlight available in GU10.

Plaça is a family of wall lights and beacons characterised by their architectural design and unique lighting effect. Its accessories allow to complete the family by transforming the wall lamp into a beacon of different sizes.

Material
Aluminium

Impact protection
IK06

Index protection
IP65

Driver
Included

CRI
> 80

Lifetime
50.000h


Colour temp.
2700K / 3000K / 4000K

Technology
LED

Guarantee
5 years

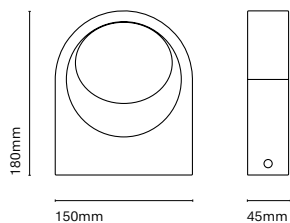
Class
I

Voltage
100-240V

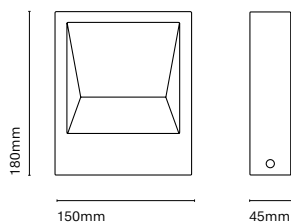


Plaça

24430-



24431-



	Colour	CRI/Temp.	Led
24430-	● Y Anthracite	G 827	0 800 lm / 6W
24431-	● X Oxide	C 830	
	● 0 White	N 840	



ES

Plaça es una familia compuesta de apliques y balizas caracterizada por su diseño arquitectónico y su efecto lumínico único. Sus accesorios permiten completar la familia transformando el aplique en una baliza de diferentes tamaños.

FR

Plaça est une famille d'appliques et de balises qui se caractérise par sa conception architecturale et un effet d'éclairage unique. Ses accessoires permettent de compléter la famille en transformant l'applique murale dans une balise de différentes tailles.

IT

Plaça è una famiglia di applique caratterizzata da un design architettonico e da un effetto illuminotecnico unico. I suoi accessori permettono di completare la gamma trasformandola in una lampada di differenti dimensioni.

Uplights

Vila
p. 385



Parc
p. 387



Aro
p. 390



Mu
p. 391



A mini downlight characterized by its tiny dimensions (68mm diameter). Allows the creation of spot or accent lighting, perfect for highlighting architectural elements. Its design and installation make it possible to fully integrate it into the space without being almost visible.

Material Aluminium and stainless steel	Lifetime 50.000h
Impact protection IK10	Colour temp. 3000K / 4000K
Index protection IP67	Technology LED
Driver No included	Guarantee 5 years
CRI > 80	Class II
	Feeding 700mA

Vila

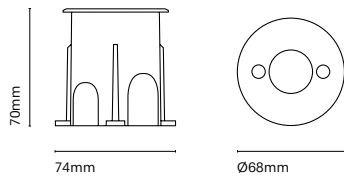


ES
Un mini downlight que se caracteriza por sus pequeñas dimensiones (68mm de diámetro). Permite generar iluminación puntual o de acento perfecta para resaltar los elementos arquitectónicos. Su diseño e instalación permiten su completa integración en el espacio evitando ser casi visibles.

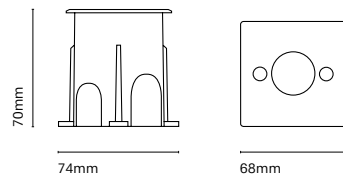
FR
Un mini downlight caractérisé par ses petites dimensions (68 mm de diamètre). Il permet de créer un éclairage ponctuel ou un accent parfait pour mettre en valeur les éléments architecturaux. Son design et son installation permettent une intégration complète dans l'espace, en évitant d'être presque visible.

IT
Un mini downlight caratterizzato dalle sue piccole dimensioni (68mm di diametro). Offre una illuminazione d'accento perfetta per far risaltare gli elementi architettonici. Il suo disegno e l'installazione la rendono praticamente invisibile e ne permettono la completa integrazione nello spazio.

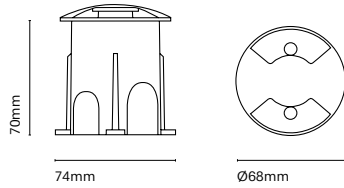
24001-



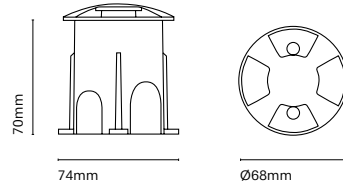
24002-



24003-



24004-



	Colour	CRI/Temp.	Angle	Led
24001-	8 Aluminium	C 930	1 12°	0 180 lm / 3W
24002-		N 940	2 24°	
			3 36°	

	Colour	CRI/Temp.	Led
24003-	8 Aluminium	C 930	0 180 lm / 3W
24004-		N 940	

Cable 5m

09226- Driver 700mA / 4W, 100-277V (49x27x20mm)

Must be installed inside a watertight junction box.



Parc

Material Aluminium and stainless steel	Colour temp. 3000K / 4000K
Impact protection IK10	Technology LED
Index protection IP67	Guarantee 5 years
Driver Included	Class I
CRI > 80	Voltage 100–240V 220–240V (24024–)
Lifetime 50.000h	



This is the largest and most extensive family of floor downlights in our Nexia Outdoor collection. With the same design we achieve from 3.5W to 25W and, thanks to its installation in the ground, it is completely integrated into the space.

ES

Esta es la familia más amplia y extensa de downlights de suelo dentro de nuestra colección Nexia Outdoor. Con un mismo diseño conseguimos de 3.5W a 25W y gracias a su instalación en suelo queda totalmente integrado en el espacio.

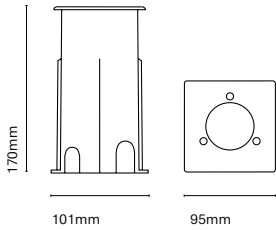
FR

La famille des downlights au sol la plus large et étendue de notre collection Nexia Outdoor. Avec le même design nous obtenons des puissances de 3,5W à 25W, et grâce à son installation au sol elle est totalement intégrée dans l'espace.

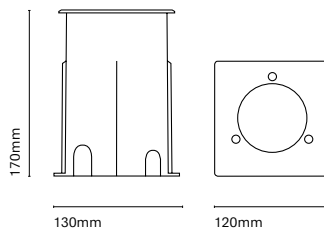
IT

È la famiglia di Downlight più ampia e più estesa della nostra collezione Nexia Outdoor. Con lo stesso disegno otteniamo da 3.5W a 25W e grazie all'installazione a pavimento rimane perfettamente integrata nello spazio.

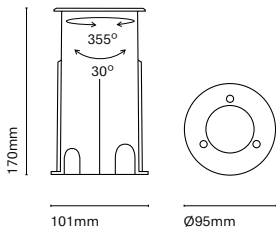
24020-



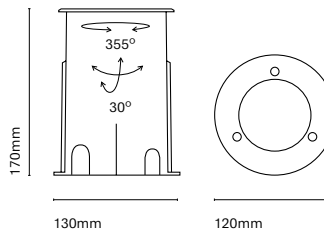
24021-



24022-



24023-



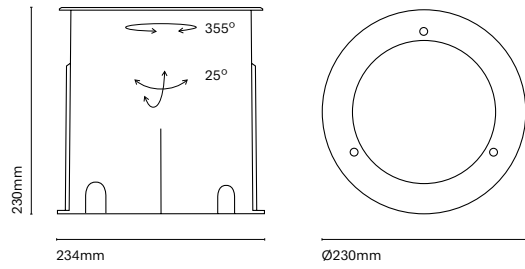
	Colour	CRI/Temp.	Angle	Led
24020-	8 Aluminium	C 830	1 15°	0 450 lm / 3,4W
			2 24°	
			3 36°	

	Colour	CRI/Temp.	Angle	Led
24021-	8 Aluminium	C 830	1 15°	0 700 lm / 6W
			2 24°	
			3 36°	

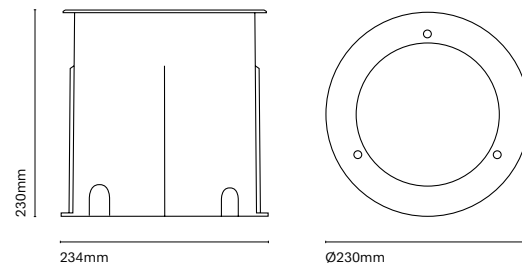
	Colour	CRI/Temp.	Angle	Led
24022-	8 Aluminium	C 830	1 15°	0 450 lm / 3,4W
			2 24°	
			3 36°	

	Colour	CRI/Temp.	Angle	Led
24023-	8 Aluminium	C 830	1 15°	0 750 lm / 5,4W
			2 24°	
			3 36°	

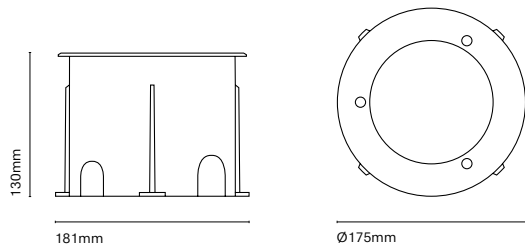
24025-



24024-



24026-
24027-
24028-



	Colour	CRI/Temp.	Angle	Led
24024-	8 Aluminium	C 830	2 20°	4 3400 lm / 25,5W
		N 840	4 40°	
			7 70°	

	Colour	CRI/Temp.	Angle	Led
24025-	8 Aluminium	C 830	2 20°	3 2500 lm / 17,5W
		N 840	4 40°	
			7 70°	

	Colour	CRI/Temp.	Angle	Led
24026- High wall washer	8 Aluminium	C 830	A Asymetric	2 1500 lm / 13W
		N 840		

	Colour	CRI/Temp.	Angle	Led
24027- Wide wall washer	8 Aluminium	C 830	A Asymetric	2 1500 lm / 13W
		N 840		

	Colour	CRI/Temp.	Angle	Led
24028-	8 Aluminium	C 830	2 25°	2 1500 lm / 13W
		N 840	4 45°	
			6 60°	

ES
Luminaria empotrable de fabricada de aluminio. Aro se caracteriza por su estética ya que no tiene tornillos visibles. Su gado de protección es IP67. El Driver externo debe pedirse por separado.

FR
Luminaire encastré en aluminium. Aro se caractérise par son esthétique car les vis ne sont pas visibles. Protection IP67. Le driver externe se commande à part.

IT
Incasso fabbricato in alluminio. Aro ha un'estetica pulita, senza viti a vista e con un IP67. Driver non incluso.

Material Aluminium	Guarantee 5 years
Index protection IP67	Class II
CRI > 80	Voltage 120-240V (15800- / 15801- / 15803-)
Lifetime 50.000h	Feeding 350mA (15810- / 15811- / 15812- / 15813- / 15814-)



Aro

15800-0	LED 4000K
15801-0	LED Red
15803-0	LED Green

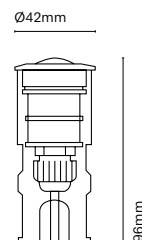
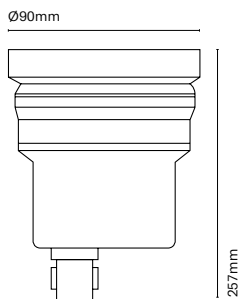
120-240V Drriver included
Beam angle 36°
LED 350mA / 1,2W
IK09
Installation dimensions Ø90mm

15810-8	LED 3000K
15811-8	LED Red
15812-8	LED Blue
15813-8	LED Green
15814-8	LED 4000K

LED 350mA/1.2W
IK09
Accesible 5 m cable
Installation dimensions Ø39mm
Driver not included, recommended
driver 09206-

15800-
15801-
15803-

15810-
15811-
15812-
15813-
15814-



Recessed luminaire made of aluminium. Aro is characterized by its aesthetics since it does not have visible screws. Its protection degree is IP67. The external driver must be ordered separately.

Recessed aluminium fixture with a degree of protection (IP67). It is characterized by providing signaling light in gardens and outdoor spaces.

Material
Inox stainless steel

Lifetime
50.000h

Impact protection
IK09

Guarantee
5 years

Index protection
IP67

Class
II

CRI
> 80

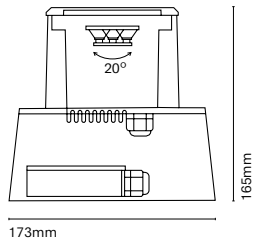
Voltage
120-240V (15816-)

Feeding
350mA (15817-)



Mu

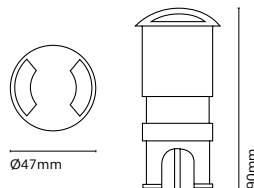
15816-



	Colour	CRI/Temp.	CRI/Temp.
15816-	8 Aluminium	C 3000K	1 350mA / 3×1,2W
		F 6000K	

Beam angle 12°
120-240V driver included

15817-



	Colour	CRI/Temp.	CRI/Temp.
15817-	8 Aluminium	C 3000K	1 350mA / 3×1,2W
		F 6000K	
		A Blue	

Driver not included, recommended driver 09206-
Cable 5 m trafficable
Installation dimensions Ø40mm

09206-	Driver 6x1W (350mA) / IP65
--------	----------------------------


ES
Luminaria empotrable de aluminio con un grado de protección IP67. Se caracteriza por proporcionar luz de señalización en jardines y espacios exteriores.

FR
Luminaire encastré en aluminium et protection IP67. Pour un éclairage de signalisation dans les jardins et les espaces extérieurs.

IT
Incasto in IP67. Perfetto come segnapasso in giardini e spazi esterni.

Wall recessed

Up_Ext
p. 393



Carrer
p. 395



Recessed aluminium wall fixture with an IP65 rating. It has the pre-installation box included. Perfect for creating a wallwasher effect in different shapes.

Material Aluminium	Guarantee 5 years
Impact protection IK02	Class II
Index protection IP65	Voltage 120-240V
Driver Included	LED 700mA/3W
CRI > 80	Colour temp. 3000K / 4000K (Switchable)
Lifetime 50.000h	



Up_Ext

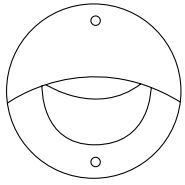


ES
Luminaria empotrable en pared de aluminio con un índice de IP65. Cuenta con la caja de pre instalación incluida. Perfecta para crear un efecto de bañador de pared en diferentes formatos.

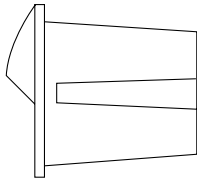
FR
Luminaire encastré pour des murs en aluminium et avec IP65. Il comprend le boîtier pré-installation. Parfait pour créer un effet de lèche-mur dans différents formats.

IT
Incasso in alluminio con IP65. Perfetto per creare un effetto di bagnatore di parete. Cassaforma inclusa.

15860-

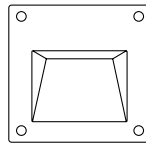


Ø115mm

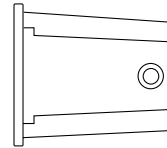


131mm

15870-

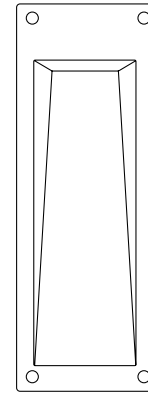


96mm

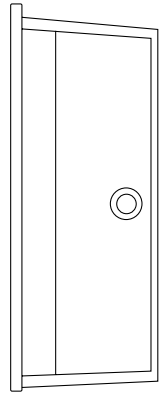


110mm

15880-



97mm



98mm

	Colour	CRI/Temp.	Angle	LED
15860-	Y Anthracite	S Switchable	0 95°	0 700mA / 3W

Installation dimensions Ø105mm

	Colour	CRI/Temp.	Angle	LED
15870-	Y Anthracite	S Switchable	0 90°	0 700mA / 3W

Installation dimensions 88x88mm

	Colour	CRI/Temp.	Angle	LED
15880-	Y Anthracite	S Switchable	0 100°	0 700mA / 3W

Installation dimensions 250x98mm

ES
Es una luminaria empotrable con un diseño limpio y elegante. Carrer ha sido creada para generar tanto un efecto bañador de pared como de señalización.

FR
Un luminaire encastré avec un design épuré et élégant. Carrer a été conçu pour créer un effet lèche-mur à la fois que balisage.

IT
Incasso dal disegno pulito ed elegante. Carrer è un segnapasso pensato anche per creare un effetto Wall Washer.



Carrer


Material	Lifetime
Aluminium	50.000h
Impact protection	Guarantee
IK02	5 years
Index protection	Class
IP65	I
Driver	Voltage
Included	110-240V (24501-)
	220-240V (24500-)
CRI	Colour temp.
> 80	3000K / 4000K
	(Switchable)

It is a recessed downlight with a clean and elegant design. Carrer has been created to generate both a wallwashing and pointing effect.

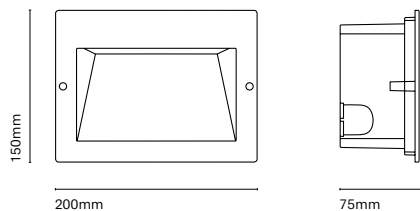
ES
Es una luminaria empotrable con un diseño limpio y elegante. Carrer ha sido creada para generar tanto un efecto bañador de pared como de señalización.

FR
Un luminaire encastré avec un design épuré et élégant. Carrer a été conçu pour créer un effet lèche-mur à la fois que balisage.

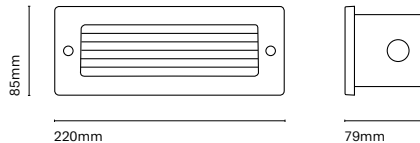
IT
Incasso dal disegno pulito ed elegante. Carrer è un segnapasso pensato anche per creare un effetto Wall Washer.



24500-



24501-



	Colour	CRI/Temp.	Angle	LED
24500-	Y Anthracite	S Switchable	9 100°	1 1000 lm / 10W
	0 White			

Installation dimensions 176x130mm
Pre installation box for concrete 195x145x80mm included


	Colour	CRI/Temp.	LED
24501-	Y Anthracite	S Switchable	0 170 lm / 1,6W
	0 White		

Installation dimensions 178x67mm
Pre installation box for concrete 212x78x75mm included



Ceiling recessed

Ciutat
p. 399



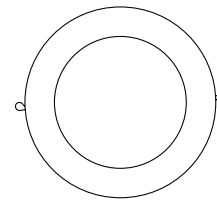
Ciutat is a family composed by three ranges of recessed downlights with a minimalist and architectural aesthetics.

Ciutat

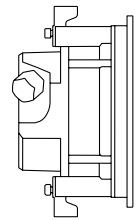


Material Aluminium	Colour temp. 2700K / 3000K / 4000K
Impact protection IK06	Technology LED
Index protection IP66	Guarantee 5 years
Driver Included	Class I
CRI > 80	Voltage 110-240V (24600- / 24601-) 220-240V (24602-)
Lifetime 50.000h	

24600-
24601-
24602-



Ø165mm



99mm

	Colour	CRI/Temp.	Angle	LED
24600- High wall washer	Y Anthracite	G 827	A Asymetric	2 1500 lm / 13W
	0 White	C 830		
		N 840		

	Colour	CRI/Temp.	Angle	LED
24601- Wide wall washer	Y Anthracite	G 827	A Asymetric	2 1500 lm / 13W
	0 White	C 830		
		N 840		

	Colour	CRI/Temp.	Angle	LED
24602-	Y Anthracite	G 827	4 45°	2 1500 lm / 13W
	0 White	C 830	6 60°	
		N 840		

Installation dimensions ø150mm

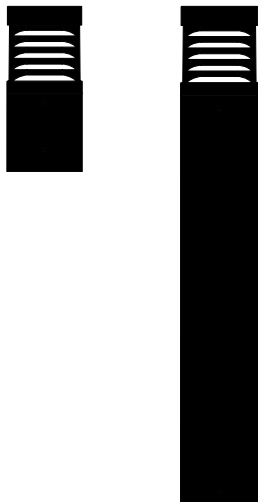
ES
Ciutat es una familia compuesta por tres gamas de downlights empotrables que cuentan de una estética minimalista y arquitectónica.

FR
Ciutat est une famille composée de trois gammes de downlights encastrés avec un design minimaliste et architectural.

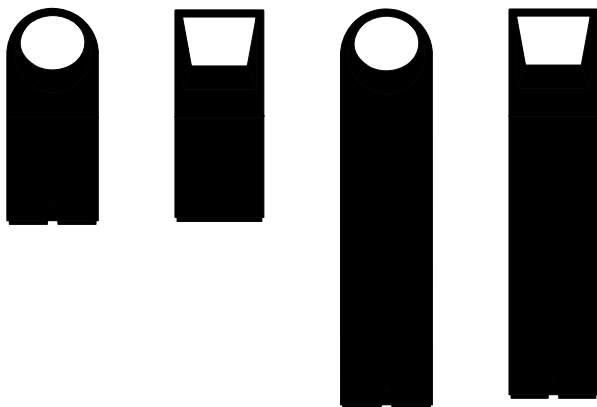
IT
Ciutat è una famiglia composta da 3 downlights con un'estetica minimalista e architettonale.

Bollard

Mercat
p. 402



Plaça
p. 404





Material	Colour temp.
Aluminium	3000K / 4000K (Switchable)
Impact protection	Technology
IK06	LED
Index protection	Guarantee
IP65	5 years
Driver	Class
Included	I
CRI	Voltage
> 80	110-240V
Lifetime	
50.000h	



Mercat

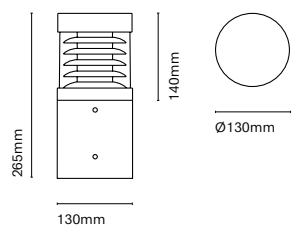
ES
Esta familia está compuesta por una amplia gama de balizas y apliques caracterizadas por su confort lumínico y su integración en los espacios.

FR
Cette famille se compose d'une large gamme de balises et d'applique caractérisées par leur confort d'éclairage et leur intégration dans les espaces.

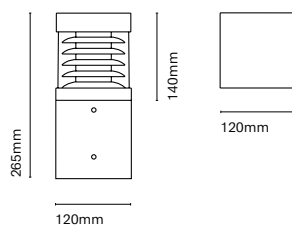
IT
Una famiglia composta da un'ampia gamma di paletti e applique caratterizzate da un elevato confort visivo e dall'integrazione con l'ambiente circostante.

This family is made up of a wide range of beacons and wall lights characterised by their lighting comfort and integration into spaces.

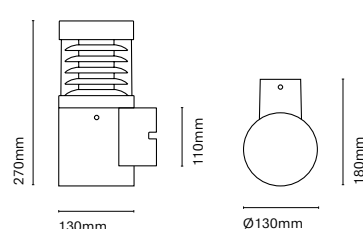
24701-
with accessory 24793-Y



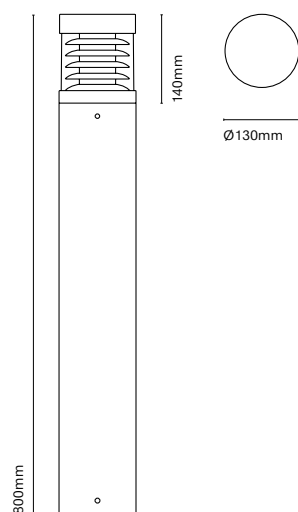
24702-
with accessory 24795-Y



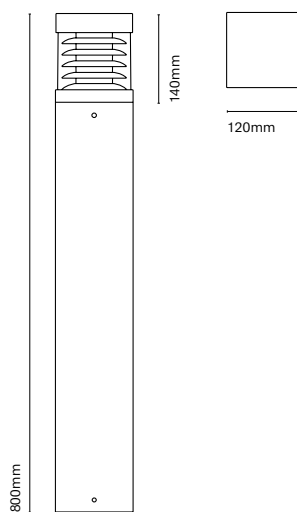
24701-
with accessory 24791-Y



24701-
with accessory 24792-Y



24702-
with accessory 24794-Y



	Colour	CRI/Temp.	Led
24701- 24702-	Y Anthracite	S Switchable	4 1200 lm / 10W

Accessories

24792-Y	Round base for 800mm high
24793-Y	Round base for 265mm high
24794-Y	Square base for 800mm high
24795-Y	Square base for 250mm high
24791-Y	Round wall support

Plaça is a family of wall lights and beacons characterised by their architectural design and unique lighting effect. Its accessories allow to complete the family by transforming the wall lamp into a beacon of different sizes.

Material Aluminium	Colour temp. 2700K / 3000K / 4000K
Impact protection IK06	Technology LED
Index protection IP65	Guarantee 5 years
Driver Included	Class I
CRI > 80	Voltage 110-240V
Lifetime 50.000h	

Plaça



ES
Plaça es una familia compuesta de apliques y balizas caracterizada por su diseño arquitectónico y su efecto lumínico único. Sus accesorios permiten completar la familia transformando el aplique en una baliza de diferentes tamaños.

FR
Plaça est une famille qui se compose par des appliques et des balises dans une conception architecturale et un effet d'éclairage unique. Ses accessoires permettent de compléter la famille en transformant l'applique murale en une balise de différentes tailles.

IT
Plaça è una famiglia composta da applique e da paletti dal disegno architetture ed un effetto unico. I suoi accessori permettono trasformare l'applique in un paletto di differenti dimensioni.

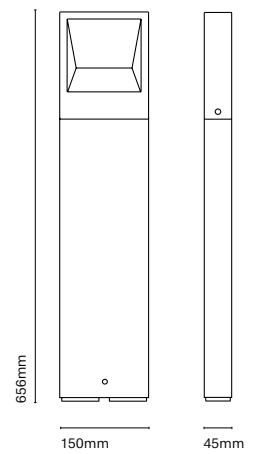
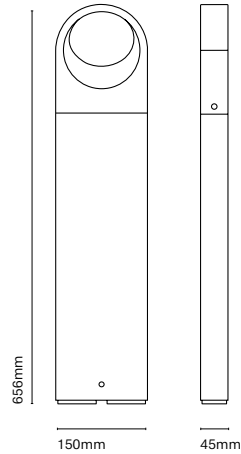
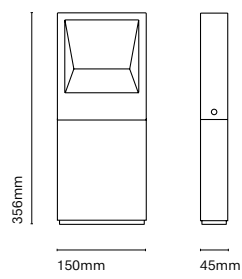
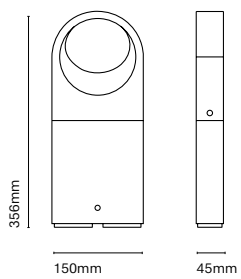


24430-
with accessory 24491-Y

24431-
with accessory 24491-Y

24430-
with accessory 24492-Y

24431-
with accessory 24492-Y



	Colour	CRI/Temp.	Led
24430-	● Y Anthracite	G 827	0 800 lm / 6W
24431-	● X Oxide	C 830	
	● 0 White	N 840	

Accessories

	Colour
24491-	● Y Anthracite
24492-	● X Oxide
	● 0 White
24493-	

The search of comfort in LED technology



EN

Throughout the day we are exposed to a large amount of stimuli. Many of them are imperceptible and get routinely processed, while others build up and take a toll on our well-being. In this landscape, Nexia's contribution is about creating innovative products that are true to their function and lend themselves to pleasant contemplation.

Light works in wondrous ways – it's an intangible phenomenon that affects the way we live. It produces large quantities of serotonin and melatonin, just as it connects us to space, enabling us to find orientation and to determine whether an environment is suitable for us or not. Light is hard to understand for most, but it is in fact governed by scientific rules which at present we can control, measure and quantify. At Nexia, we work to transfer to our customers our expertise in the many positive effects that a good light grants. We want to contribute more in the creation of versatile, inclusive and friendly environments.

In this context, we're introducing changes in the way we present ourselves, we remain the same and continue to work with the degree of professionalism that has always characterised us, but are constantly working to improve our communication. We maintain our knowledge and precision, working in closer proximity with our audience, and aspiring to build closer and more fruitful relationships with our customers.

This edition of our catalog presents luminaires for indoor, outdoor and architectural applications. We're introducing new signature designs that strive to make the most of light in innovative ways without compromising their quality, strength and rigour. Our present collection incorporates new products that are designed with the users at heart, and beyond the practical aspects, we have decided to take a step further into new horizons and develop objects with greater attention to detail. We share our experience and work with new collaborators so that the knowledge of light becomes a constant in the creation of new quality products. At Nexia we ultimately seek to convey a clear and direct message: the importance of light, and its impact on our daily lives. Nexia is not only light of exceptional quality and rigour, but also design, technology and quality of life.

ES

A lo largo del día estamos expuestos a una gran cantidad de estímulos. Muchos de ellos son imperceptibles y se procesan de manera rutinaria, mientras que otros se acumulan y afectan a nuestro bienestar. En este contexto, la contribución de Nexia se basa en crear productos innovadores que sean fieles a su función y que al mismo tiempo generen un entorno agradable.

La luz funciona de manera maravillosa: es un fenómeno intangible que afecta la forma en que vivimos. Produce grandes cantidades de serotonina y melatonina, al mismo tiempo que nos conecta con el espacio, lo que nos permite encontrar orientación y determinar si un entorno es adecuado para nosotros o no. La luz es difícil de entender para la mayoría, pero de hecho se rige por una serie de reglas científicas, que actualmente podemos controlar, medir y cuantificar. En Nexia, queremos ofrecer a nuestros clientes nuestra experiencia en los muchos efectos positivos que concede una buena luz. Queremos contribuir más en la creación de entornos versátiles, inclusivos y amigables.

En este contexto, estamos introduciendo cambios en la forma en que nos presentamos, seguimos siendo los mismos y seguimos trabajando con el grado de profesionalismo que siempre nos ha caracterizado, pero estamos trabajando incesablemente para mejorar nuestra comunicación. Mantenemos nuestro conocimiento y precisión, trabajando más cerca de nuestra audiencia, y aspirando a construir relaciones más cercanas y fructíferas con nuestros clientes.

Esta edición de nuestro catálogo presenta luminarias para aplicaciones interiores, exteriores y arquitectónicas. Estamos presentando nuevos diseños exclusivos que se esfuerzan por aprovechar al máximo la luz de formas innovadoras sin comprometer su calidad, resistencia y rigor. Nuestra colección actual incorpora nuevos productos que han sido diseñados teniendo en cuenta nuestra experiencia de usuario, y más allá de los aspectos prácticos, hemos querido dar un paso más en nuevos horizontes y desarrollar objetos con mayor atención al detalle. Compartimos nuestra experiencia y trabajamos con nuevos colaboradores para que el conocimiento de la luz se convierta en una constante en la creación de nuevos productos de calidad. En Nexia, buscamos transmitir un mensaje claro y directo: la importancia de la luz y su impacto en nuestra vida diaria. Nexia no es solo luz de calidad y rigor excepcional, sino también diseño, tecnología y calidad de vida.

FR

Tout au long de la journée, nous sommes exposés à un grand nombre de stimulations. Beaucoup d'entre eux sont imperceptibles et sont traités régulièrement, tandis que d'autres s'accumulent et s'impose dans notre bien-être. Dans ce contexte, la contribution de Nexia se base sur la création de produits innovants fidèles à leur fonction et en même temps créant un environnement agréable.

Une lumière fonctionne à merveille : c'est un phénomène intangible qui a beaucoup à voir dans notre façon de vivre. Un grand nombre de sérotonine et de mélatonine se produit, tout en nous connectant dans l'espace, nous permettant de trouver une direction et de déterminer si un environnement nous convient ou pas. La lumière est difficile à comprendre pour la plupart des gens, mais elle est en fait régie par une série de règles scientifiques que nous pouvons actuellement contrôler, mesurer et quantifier. Chez Nexia, nous voulons offrir à nos clients notre expérience dans les nombreux effets positifs qu'une bonne lumière nous fournit. Nous voulons contribuer davantage à la création d'environnements polyvalents, inclusifs et conviviaux.

Dans ce contexte, nous introduisons des changements dans notre façon de nous présenter, nous restons les mêmes et nous continuons à travailler avec le degré de professionnalisme qui nous a toujours caractérisé, mais nous travaillons sans relâche pour améliorer notre communication. Nous conservons nos connaissances et notre précision, en travaillant plus près de notre public et en établissant des relations plus étroites et plus fructueuses avec nos clients.

Cette édition de notre catalogue présente des luminaires pour des applications intérieures, extérieures et architecturales. Nous introduisons des nouveaux designs exclusifs qui s'efforcent de profiter au maximum la lumière de manière innovante sans engager la qualité, la résistance et la rigueur. Notre collection actuelle comprend des nouveaux produits qui ont été conçus tenant compte notre expérience comme utilisateur, et au-delà de la praticité, nous voulons aller plus loin dans des nouveaux horizons et développer des objets en faisant plus d'attention aux détails. Nous partageons notre expérience et travaillons avec des nouveaux collaborateurs afin que la connaissance de la lumière devienne une constante dans la création de nouveaux produits de qualité. Chez Nexia, nous cherchons transmettre un message clair et direct : l'importance de la lumière et son impact sur notre vie quotidienne. Nexia n'est pas seulement une lumière d'une qualité et d'une rigueur exceptionnelles, mais aussi un design, une technologie et une qualité de vie.

IT

Durante tutto il giorno siamo esposti a una grande quantità di stimoli. Molti di essi sono impercettibili mentre altri influenzano il nostro benessere. Il contributo di Nexia si manifesta nel creare prodotti innovativi, fedeli alla loro funzionalità, ma capaci di creare un ambiente gradevole.

La luce funziona in modo meraviglioso: è un aspetto intangibile che influenza la nostra vita. Produce serotonina e melatonina oltre a collegarci con lo spazio, permettendoci di orientarci e decidere se un ambiente è adeguato o no. La luce è difficile da capire, si basa su una serie di regole scientifiche che oggi si possono controllare, misurare e quantificare. In Nexia vogliamo offrire ai nostri clienti la nostra esperienza e gli effetti positivi che offre la luce. Vogliamo collaborare alla creazione di spazi versatili e amichevoli.

Per questo stiamo introducendo cambi nel modo di presentarci, lavorando incessantemente nella comunicazione senza tralasciare la professionalità che da sempre ci ha contraddistinto. Manteniamo la nostra conoscenza e precisione lavorando vicino a voi e aspirando a relazioni di vicinanza.

Questo catalogo presenta lampade per interni, esterni e architettonici. Stiamo presentando nuovi disegni che approfittano al massimo la luce in forme innovative capaci di non compromettere la qualità, la resistenza e il rigore. Questa collezione include soluzioni che hanno considerato la nostra esperienza con i clienti oltre ad aspetti pratici ed è frutto di nuove collaborazioni capaci di creare lampade di qualità ed elevata personalizzazione. In Nexia cerchiamo di trasmettere un messaggio in modo forte e chiaro: L'importanza della luce e del suo impatto sulla nostra vita. Nexia non è solo luce di qualità e rigore, ma anche design, tecnologia e qualità di vita.

Basic concepts of Lighting

EN	Nexia offers a wide range of options for each model in terms of colour finishes, CRI, colour temperature, opening angle and luminous flux. In this way, the luminaire can be defined according to the needs of each space.	Special Leds	Some of the products in the catalogue have the possibility of using a special LED for the illumination of a specific product, generally in commercial spaces in order to enhance the visual characteristics of the illuminated object and thus promote them.	UGR	The UGR is a scale that unifies different methods of glare assessment. This concept describes the subjective perception in measurable terms by considering the potential glare of all luminaires located within the observer's field of view.
Lumen	Lumen (lm) is the unit that measures luminous flux, a measure of the luminous output emitted by the light source. Luminous flux is the measure of the total luminous power emitted by a lamp and perceived by the human eye. Luminous intensity measures how bright the beam is in a specific direction.	Flicker Free	When it comes to LED technology, low flicker is associated with human comfort and well-being. For good visual comfort and well-being, we are committed to low flicker. This is why we use low ripple LED drivers that offer a very stable current output, thus preventing flicker in our products.		Values range from 10 to 30, where 10 means "no glare" and 30 means "annoying glare". The UGR value is not a characteristic of the luminaire itself, but of the complete installation, so we calculate the UGR values given in the catalogue on the basis of a common standard installation. We recommend calculating the UGR in your installation in practice to ensure the desired UGR value in each room.
Lux	Lux (lx) is the unit that measures the degree of illumination from a specific point, also defined as lumens/m ² . Therefore, the difference between lux and lumen is that lux takes into account the surface over which the luminous flux is distributed. 1000 lumens concentrated on one square metre illuminate this surface with 1000 lux. The same 1000 lumens distributed over 10 square metres only produces an illuminance of 100 lux. In other words, illuminating a larger area with the same degree of lux generally requires a greater number of lumens.	IK	The IK code is an international numerical classification of the degree of protection provided by enclosures for electrical equipment against external mechanical impact, measured as impact energy in Joules (J). IK01 IK02 IK03 IK04 IK05 0,15 0,20 0,35 0,5 0,7 IK06 IK07 IK08 IK09 IK10 1 2 5 10 20	Phase Cut	Phase control (PFC), also called phase cut, is a pulse width modulation method of power limiting applied to AC voltages. It works by modulating a thyristor, silicon-controlled rectifier, ac triode, thyatron or other similar devices to closed diodes in and out of conduction at a predetermined phase of the applied waveform.
Steps McAdam	To ensure colour uniformity in all its products, NEXIA has improved its technology for another year by upgrading most of its products to most of its products to 2 MacAdam ellipses which are considered to be virtually indistinguishable and of excellent quality. This technology enhances all colors that are not visible to the human eye and guarantees a quality product.	IP	According to EN 60598-1, luminaires are classified according to the protection derived from the construction elements. The degree of protection is indicated by the letters IP followed by a 2-digit number, although only the first two digits are shown. 1st digit: Indicates the protection of the material against the ingress of foreign bodies and dust, as well as against persons coming into contact with live parts of the device.	Push Dim	So called because the only control required is a push-to-make switch, also known as Touch Dimming. There is no 'standard', so there are various wiring methods depending on the manufacturer of the ballast/driver. It needs standard mains wiring plus one or two additional wires (depending on the driver/ballast variant).
CRI	The Colour Rendering Index (CRI) measures the ability of a light source to accurately reproduce the colours of an object compared to a natural or real light source on a scale of 0 to 100. NEXIA aims to achieve maximum efficiency by ensuring that most of its products offer the quality of CRI 90 or higher without any loss of luminous flux. 90<Ra<100: Very efficient. 80<Ra<90: Efficient. 70<Ra<80: Fair. Ra<70: Poor.		0 Not protected. 1 Protected against foreign objects > 50 mm 2 Protected against foreign objects > 12 mm 3 Protected against foreign objects > 2.50 mm 4 Protected against foreign objects > 1 mm 5 Protected against dust 6 Completely dust-tight 2nd digit: Indicates the protection of the material against the ingress of moisture / water.	Dali	DALI allows the connection of devices from different manufacturers. The DALI network consists of a controller and one or more lighting devices with DALI interfaces. The controller can monitor and control the intensity of each light, providing up to 256 brightness levels between 0-100%. Wireless extension is available for the DALI network.
Colour Temperature	The colour temperature of a light source is measured in degrees Kelvin (K). Colour temperatures above 5000 K are known as cool colours (blue-white), while temperatures between 2700 and 3000 K are considered warm colours.		0 Not protected 1 Protected against vertically falling water droplets 2 Protected against water droplets when the housing is inclined at 15° to the vertical. 3 Protected from rain 4 Protected against splashes 5 Protected against jets of water. 6 Protected against powerful jets of water 7 Protected against temporary immersion 8 Submersible material		

Conceptos básicos de Iluminación

ES	Nexia, ofrece una amplia gama de opciones para cada modelo en cuanto a acabados de color, CRI, temperatura de color, ángulo de apertura y flujo lumínico. De esta manera se puede definir la luminaria en función de las necesidades de cada espacio.	Leds Especiales	Algunos de los productos en catálogo, tienen la posibilidad de utilizar un LED especial para la iluminación de producto específico, generalmente, en espacios comerciales con la finalidad de potenciar las características visuales del objeto iluminado y así promocionarlos.	UGR	El UGR es una báscula que unifica diferentes métodos de evaluación del deslumbramiento. Este concepto, describe la percepción subjetiva en términos mensurables considerando el resplandor potencial de todas las luminarias ubicadas dentro del campo de visión del observador. Los valores oscilan entre 10 y 30, donde 10 significa "sin deslumbramiento" y 30 significa "deslumbramiento molesto". El valor UGR no es una característica de la luminaria en sí, sino de la instalación completa, por lo que calculamos los valores UGR indicados en el catálogo en base a una instalación estándar común. Recomendamos el cálculo del UGR en su instalación en la práctica para asegurar el valor UGR deseado en cada espacio
Lumen	El lumen (lm) es la unidad que mide el flujo luminoso, una medida de la salida luminosa emitida por la fuente de luz. El flujo luminoso es la medida de la potencia luminosa total emitida por una lámpara y que es percibida por el ojo humano. La intensidad luminosa mide cuánta luminosidad tiene el haz en una dirección específica.	Flicker Free	Cuando se trata de la tecnología LED, un bajo nivel de parpadeo se asocia con el confort y el bienestar humano. Para un buen confort visual y que beneficie el bienestar, apostamos para ofrecer un bajo nivel de parpadeo. Por ello utilizamos drivers LED de baja ondulación que ofrece una salida de corriente muy estable, evitando así el parpadeo en nuestros productos.		
Lux	El Lux (lx) es la unidad que mide el grado de iluminación tomando como referencia un punto específico, también definida como lúmenes/m ² . Por tanto, la diferencia entre el lux y el lumen radica en que el lux tiene en cuenta la superficie sobre la que se distribuye el flujo luminoso. 1000 lúmenes concentrados en un metro cuadrado iluminan esta superficie con 1000 lux. Los mismos mil lúmenes distribuidos en 10 metros cuadrados, sólo producen una iluminancia de 100 lux. En otras palabras, iluminar un área mayor con el mismo grado de lux requiere, por lo general, un mayor número de lúmenes.	IK	El código IK es una clasificación numérica internacional del grado de protección que proporcionan las envolventes para equipos eléctricos contra impactos mecánicos externos, que se mide como energía de impacto en Jules (J) IK01 IK02 IK03 IK04 IK05 0,15 0,20 0,35 0,5 0,7 IK06 IK07 IK08 IK09 IK10 1 2 5 10 20	Phase Cut	El control de fase (PFC), también llamado corte de fase, es un método de modulación de ancho de pulso para limitar la potencia, aplicado a voltajes de CA. Funciona mediante la modulación de un tiristor, rectificador controlado por silicio, triodo para corriente alterna, tiratrón u otros dispositivos similares a diodos cerrados dentro y fuera de la conducción en una fase predeterminada de la forma de onda aplicada.
Steps McAdam	Para asegurar la uniformidad de color en todos sus productos, NEXIA mejora un año más con la tecnología actualizando la mayoría de sus productos a 2 elipses MacAdam que se consideran prácticamente indistinguibles y de excelente calidad. Esta tecnología permite mejorar todos los colores que no son visibles a los ojos humanos y garantiza un producto de calidad	IP	De acuerdo con la norma EN 60598- 1, las luminarias se clasifican en función de la protección derivada de los elementos constructivos. el grado de protección se indica mediante las letras IP seguidas de un número de 2 cifras, aunque sólo se muestran las dos primeras. 1ª cifra: Indica la protección del material contra la entrada de cuerpos extraños y polvo, así como de personas que entran en contacto con partes activas del dispositivo. 0 No protegido. 1 Protegido contra objetos extraños >50mm. 2 Protegido contra objetos extraños >12mm 3 Protegido contra objetos extraños >2,50mm 4 Protegido contra objetos extraños >a 1mm 5 Protegido contra el polvo 6 Totalmente estanco al polvo 2ª cifra: Indica la protección del material contra la entrada de humedad / agua 0 No protegido 1 Protegido contra la caída vertical de gotas de agua. 2 Protegido contra las gotas de agua con la carcasa inclinada a 15° con respecto a la vertical. 3 Protegido de la lluvia 4 Protegido contra salpicaduras 5 Protegido contra chorros de agua. 6 Protegido contra potentes chorros de agua 7 Protegido contra la inmersión temporal 8 Material sumergible	Push Dim	Llamado así porque el único control requerido es un interruptor de pulsar para hacer, también conocido como Touch Dimming. No existe un 'estándar', por lo que existen varios métodos de cableado dependiendo del fabricante del lastre/ accionamiento. Necesita cableado de red estándar más uno o dos cables adicionales (dependiendo de la variante conductor/ lastre).
CRI	El Índice de reproducción cromático (CRI) mide la capacidad de una fuente de luz para reproducir con precisión los colores de un objeto en comparación con una fuente de luz natural o real en una escala de 0 a 100. El objetivo de NEXIA es conseguir la máxima eficiencia asegurando que la mayoría de sus productos ofrecen la calidad de CRI 90 o superior sin perder flujo lumínico. 90<Ra<100: Muy eficiente. 80<Ra<90: Eficiente. 70<Ra<80: Regular. Ra<70: Deficiente.			Dali	DALI permite la conexión de equipos de diferentes fabricantes. La red DALI está formada por un controlador y uno o varios dispositivos de iluminación con interfaces DALI. El controlador puede monitorear y controlar la intensidad de cada luz, proporcionando hasta 256 niveles de brillo entre 0-100%. La extensión inalámbrica está disponible para la red DALI.
Temperatura de color	La temperatura de color de una fuente de luz se mide en grados Kelvin (K). Las temperaturas de color superiores a 5000 K se conocen como colores fríos (azul-blanco), mientras que las temperaturas entre 2700 y 3000 K se consideran colores cálidos.				

Des concepts basiques d'éclairage

<p>FR Nexia offre un large éventail d'options pour chaque modèle en termes de finitions de couleur, d'IRC, de température de couleur, d'angle d'ouverture et de flux lumineux. De cette façon, le luminaire peut être défini en fonction des besoins de chaque espace.</p>	<p>Leds Speciales</p>	<p>Certains des produits du catalogue ont la possibilité d'utiliser une LED spéciale pour l'illumination d'un produit spécifique, généralement dans des espaces commerciaux afin de mettre en valeur les caractéristiques visuelles de l'objet illuminé et ainsi les promouvoir.</p>	<p>UGR</p>	<p>L'UGR est une échelle qui unifie les différentes méthodes d'évaluation de l'éblouissement.</p>
<p>Lumen Le lumen (lm) est l'unité qui mesure le flux lumineux, une mesure de la puissance lumineuse émise par la source de lumière. Le flux lumineux est la mesure de la puissance lumineuse totale émise par une lampe et perçue par l'œil humain. L'intensité lumineuse mesure la luminosité du faisceau dans une direction spécifique.</p>	<p>Flicker Free</p>	<p>En ce qui concerne la technologie LED, le faible scintillement est associé au confort et au bien-être de l'homme. Pour un bon confort visuel et le bien-être, nous nous engageons pour un faible scintillement. C'est pourquoi nous utilisons des pilotes de LED à faible ondulation qui offrent une sortie de courant très stable, évitant ainsi le scintillement dans nos produits.</p>		<p>Ce concept décrit la perception subjective en termes mesurables de l'éblouissement potentiel de tous les luminaires situés dans le champ de vision de l'observateur. Les valeurs vont de 10 à 30, où 10 signifie "pas d'éblouissement" et 30 signifie "éblouissement gênant".</p>
<p>Lux Le lux (lx) est l'unité qui mesure le degré d'éclairage d'un point spécifique, également défini comme lumens/m². La différence entre le lux et le lumen est donc que le lux tient compte de la surface sur laquelle le flux lumineux est réparti. 1000 lumens concentrés sur un mètre carré éclairent cette surface avec 1000 lux. Les mêmes 1000 lumens répartis sur 10 mètres carrés ne produisent qu'un éclairage de 100 lux. En d'autres termes, pour éclairer une plus grande surface avec le même degré de lux, il faut généralement un plus grand nombre de lumens.</p>	<p>IK</p>	<p>Le code IK est une classification numérique internationale du degré de protection offert par les enveloppes des équipements électriques contre les chocs mécaniques externes, mesuré en énergie d'impact en Joules (J).</p>	<p>Coupe de phase</p>	<p>La valeur UGR n'est pas une caractéristique du luminaire lui-même, mais de l'installation complète, c'est pourquoi nous calculons les valeurs UGR indiquées dans le catalogue sur la base d'une installation standard commune. Nous vous recommandons de calculer concrètement l'UGR de votre installation afin de garantir la valeur UGR souhaitée dans chaque espace.</p>
<p>Steps McAdam Afin d'assurer l'uniformité des couleurs de tous ses produits, NEXIA améliore la technologie pour une année supplémentaire en mettant à niveau la plupart de ses produits à la plupart de ses produits à 2 ellipses de MacAdam qui sont considérées comme pratiquement indiscernables et d'excellente qualité. Cette technologie met en valeur toutes les couleurs qui ne sont pas visibles à l'œil humain et garantit un produit de qualité.</p>	<p>IP</p>	<p>Conformément à la norme EN 60598-1, les luminaires sont classés en fonction du degré de protection des éléments de construction. Le degré de protection est indiqué par les lettres IP suivies d'un nombre à deux chiffres, bien que seuls les deux premiers chiffres soient indiqués.</p>	<p>Push Dim</p>	<p>Il fonctionne en modulant un thyristor, un redresseur commandé au silicium, une triode c.a., un thyatron ou d'autres dispositifs similaires pour fermer les diodes en et hors conduction à une phase prédéterminée de la forme d'onde appliquée.</p>
<p>CRI L'indice de rendu des couleurs (IRC) mesure la capacité d'une source lumineuse à reproduire fidèlement les couleurs d'un objet par rapport à une source de lumière naturelle ou réelle sur une échelle de 0 à 100. NEXIA vise à atteindre une efficacité maximale en s'assurant que la plupart de ses produits offrent la qualité d'un IRC de 90 ou plus sans aucune perte de flux lumineux.</p>	<p>0 1 2 3 4 5 6</p>	<p>0 Non protégé. 1 Protégé contre les corps étrangers >50mm 2 Protégé contre les corps étrangers >12mm 3 Protégé contre les corps étrangers >2,50mm 4 Protégé contre les corps étrangers > 1mm 5 Protégé contre la poussière 6 Entièrement étanche à la poussière</p>	<p>Dali</p>	<p>Il nécessite un câblage secteur standard plus un ou deux fils supplémentaires (selon la variante du driver/ballast).</p>
<p>90<Ra<100 : Très efficace. 80<Ra<90 : Efficace. 70<Ra<80 : Moyen. Ra<70 : Pauvre.</p>	<p>2ème chiffre : indique la protection du matériau contre la pénétration de l'humidité / de l'eau.</p>	<p>2ème chiffre : indique la protection du matériau contre la pénétration de l'humidité / de l'eau.</p>		<p>DALI permet de connecter des appareils de différents fabricants. Le réseau DALI se compose d'un contrôleur et d'un ou plusieurs appareils d'éclairage dotés d'interfaces DALI. Le contrôleur peut surveiller et contrôler l'intensité de chaque lampe, offrant jusqu'à 256 niveaux de luminosité entre 0 et 100 %. Une extension sans fil est disponible pour le réseau DALI.</p>
<p>Température de couleur La température de couleur d'une source lumineuse est mesurée en degrés Kelvin (K). Les températures de couleur supérieures à 5000 K sont connues comme des couleurs froides (bleu-blanc), tandis que les températures comprises entre 2700 et 3000 K sont considérées comme des couleurs chaudes.</p>	<p>0 1 2 3 4 5 6 7 8</p>	<p>0 Non protégé. 1 Protégé contre les gouttes d'eau tombant verticalement 2 Protégé contre les gouttes d'eau lorsque le boîtier est incliné de 15° par rapport à la verticale 3 Protégé de la pluie. 4 Protégé contre les éclaboussures 5 Protégé contre les jets d'eau. 6 Protégé contre les puissants jets d'eau 7 Protégé contre l'immersion temporaire 8 Matériel submersible</p>		

Concetti basilari di illuminazione

<p>IT Nexia offre una vasta gamma di opzioni per ogni modello in termini di finiture di colore, CRI, temperatura di colore, angolo di apertura e flusso luminoso. In questo modo l'apparecchio si adatta alle esigenze di ogni spazio.</p>	<p>Led Speciali</p>	<p>Alcuni prodotti del catalogo hanno la possibilità di utilizzare un LED speciale per l'illuminazione di un prodotto specifico, generalmente in spazi commerciali al fine di migliorare le caratteristiche visive dell'oggetto illuminato e quindi valorizzarle.</p>	<p>UGR</p>	<p>L'UGR è una scala che unifica diversi metodi di valutazione dell'abbagliamento.</p>
<p>Lumen Lumen (lm) è l'unità che misura il flusso luminoso, una misura della potenza luminosa emessa dalla fonte di luce. Il flusso luminoso è la misura della potenza luminosa totale emessa da una lampada e percepita dall'occhio umano. L'intensità luminosa misura quanto è luminoso il raggio in una direzione specifica.</p>	<p>Flicker Free</p>	<p>Quando si tratta di tecnologia LED, il basso sfarfallio è associato al comfort e al benessere umano. Per un buon comfort e benessere visivo, ci impegniamo a ridurre il flicker. Questo è il motivo per cui usiamo driver LED a basso sfarfallio che offrono un'uscita di corrente molto stabile, evitando così lo sfarfallio nei nostri prodotti.</p>	<p>Questo concetto descrive la percezione soggettiva in termini misurabili considerando l'abbagliamento potenziale di tutti gli apparecchi situati nel campo visivo dell'osservatore. I valori vanno da 10 a 30, dove 10 significa "nessun abbagliamento" e 30 significa "abbagliamento fastidioso". Il valore UGR non è una caratteristica dell'apparecchio in sé, ma dell'installazione completa, quindi calcoliamo i valori UGR indicati nel catalogo sulla base di un'installazione standard comune.</p>	
<p>Lux Lux (lx) è l'unità che misura il grado di illuminazione da un punto specifico, definito anche come lumen/m². Quindi, la differenza tra lux e lumen è che il lux tiene conto della superficie su cui è distribuito il flusso luminoso. 1000 lumen concentrati su un metro quadrato illuminano questa superficie con 1000 lux. Gli stessi 1000 lumen distribuiti su 10 metri quadrati producono solo un illuminamento di 100 lux. In altre parole, illuminare un'area più grande con lo stesso grado di lux richiede generalmente un numero maggiore di lumen.</p>	<p>IK</p>	<p>Il codice IK è una valutazione numerica internazionale del grado di protezione fornito dagli involucri per apparecchiature elettriche contro l'impatto meccanico esterno, misurato come energia di impatto in Joule (J).</p> <p>IK01 IK02 IK03 IK04 IK05 0,15 0,20 0,35 0,5 0,7</p> <p>IK06 IK07 IK08 IK09 IK10 1 2 5 10 20</p>	<p>Taglio di Fase</p>	<p>Si consiglia di calcolare l'UGR nella vostra installazione in pratica per garantire il valore UGR desiderato in ogni stanza.</p> <p>Il controllo di fase (PFC), chiamato anche taglio di fase, è un metodo di modulazione di larghezza d'impulso per limitare la potenza applicato alle tensioni CA.</p>
<p>Steps McAdam Per garantire l'uniformità del colore in tutti i suoi prodotti, NEXIA sta migliorando la tecnologia per un altro anno, aggiornando la maggior parte dei suoi prodotti a 2 ellissi di MacAdam, che sono considerati praticamente indistinguibili e di eccellente qualità. Questa tecnologia esalta tutti i colori che non sono visibili all'occhio umano e garantisce un prodotto di qualità.</p>	<p>IP</p>	<p>Secondo la norma EN 60598-1, gli apparecchi sono classificati in base al grado di protezione degli elementi di costruzione. Il grado di protezione è indicato dalle lettere IP seguite da un numero di 2 cifre, anche se compaiono solo le prime due cifre.</p>	<p>Push Dim</p>	<p>Funziona modulando un tiristore, un raddrizzatore controllato al silicio, un triodo ac, un tirrone o altri dispositivi simili per chiudere i diodi dentro e fuori dalla conduzione ad una fase predeterminata della forma d'onda applicata.</p> <p>Così chiamato perché l'unico controllo richiesto è un interruttore a pressione, noto anche come Touch Dimming. Non c'è uno "standard", quindi ci sono vari metodi di cablaggio a seconda del produttore del ballast/driver.</p>
<p>CRI Il Colour Rendering Index (CRI) misura la capacità di una fonte di luce di riprodurre accuratamente i colori di un oggetto rispetto a una fonte di luce naturale o reale su una scala da 0 a 100.</p> <p>NEXIA mira a raggiungere la massima efficienza garantendo che la maggior parte dei suoi prodotti offra la qualità di CRI 90 o superiore senza alcuna perdita di flusso luminoso.</p> <p>90<Ra<100: Molto efficiente. 80<Ra<90: Efficiente. 70<Ra<80: Discreto. Ra<70: Inefficiente.</p>	<p>0 Non protetto</p> <p>1 Protetto contro i corpi estranei >50mm</p> <p>2 Protetto contro i corpi estranei >12mm</p> <p>3 Protetto contro i corpi estranei >2,50mm</p> <p>4 Protetto contro i corpi estranei >1mm</p> <p>5 Protetto dalla polvere.</p> <p>6 Completamente a prova di polvere</p>	<p>2a cifra: Indica la protezione del materiale contro l'ingresso di umidità / acqua.</p>	<p>Dali</p>	<p>Ha bisogno di un cablaggio di rete standard più uno o due fili aggiuntivi (a seconda della variante driver/ballast).</p> <p>DALI permette la connessione di dispositivi di diversi produttori. La rete DALI consiste in un controller e uno o più dispositivi di illuminazione con interfacce DALI. Il controller può monitorare e controllare l'intensità di ogni luce, fornendo fino a 256 livelli di luminosità tra 0-100%. L'estensione wireless è disponibile per la rete DALI.</p>
<p>Temperatura di colore La temperatura di colore di una fonte di luce si misura in gradi Kelvin (K). Temperature di colore superiori a 5000 K sono conosciuti come colori freddi (bianco-blu), mentre le temperature tra 2700 e 3000 K sono considerate colori caldi.</p>	<p>0 Non protetto.</p> <p>1 Protetto contro la caduta verticale di gocce d'acqua</p> <p>2 Protetto contro le gocce d'acqua quando la custodia è inclinata di 15° rispetto alla verticale</p> <p>3 Protetto dalla pioggia.</p> <p>4 Protetto contro gli spruzzi</p> <p>5 Protetto contro i getti d'acqua.</p> <p>6 Protetto da potenti getti d'acqua</p> <p>7 Protetto contro l'immersione temporanea.</p> <p>8 Materiale protetto all'immersione completa.</p>	<p>8 Materiale protetto all'immersione completa.</p>	<p>Dali</p>	<p>8 Materiale protetto all'immersione completa.</p>

Graphic Design
& Art Direction
Affaire

Creative Direction
Josep Román Barri

Campaign Photography
Geray Mena

Campaign Team
María Sobrino, Adela Rodriguez
Borja Llobregat & María Ona

Post-Production
Studio Wolfram (Campaign)
Rubén Chase

Cover Illustration
Affaire

Interior Bow Illustration
Pol Montserrat

Featured Photography
Elton Rocha, Eugeni Aguiló,
Pol Viladoms, Vicugo Studio,
Josep Casanova, Leo García,
Nerea Garro, Neus Bou

Renders
Marc Vicens, Estrella Serena,
Pablo de Arcos & Carla Calderon

Text
Gina Olivé, Nexia Team,
& Guillem Ferran

Printed & bound
Thalassa Print, 2022

Thanks to
Raquel Piteira, Nicole Parra, Júlia Barberán,
Dani Vila, Ester Pujol, Albert Ramoneda
Studio, ExitProjectes, Espai 31, Mirror Studio,
Denys & Von Arend, Stefano Colli,
Pep Valls, Ester Riba

Nexia