



innermost®

innermost®



innor
oset[®]

With our core belief that ‘light is a material’, we thrive from taking wild ideas and creating beautiful, thoughtful and innovative products.

Founded by Steve Jones and Russell Cameron in London in 1999, we continue to work with exciting designers from all over the world to craft a contemporary lighting collection of the absolute highest quality. With an instinctive desire to rebel from the norm, we utilise materials and processes in unique ways to defy expectation.

Innermost products speak of craftsmanship as we design everything with longevity in mind. We are as ‘British as London itself’: an incongruous mixture of classic English tradition and vibrant global diversity.



reddot award 2017
winner lighting design



darc awards
/ DECORATIVE
CELEBRATING THE BEST IN LIGHTING DESIGN




GOOD DESIGN AWARDS





darc awards
/ DECORATIVE
CELEBRATING THE BEST IN LIGHTING DESIGN

dezeen
awards





Content



Kepler
18-21



Kepler Halo
22-29



Bud
30-35



Portobello
36-39



Chelsea
40-43



Hoxton
44-47



Hoxton Wall
48-49



Circus
50-55



Circus Wall
56-57



Stupa
58-63



Latitude
64-69



Portland
70-71



Jeeves & Wooster
72-77



Jeeves Wall
78-79



Jeeves Table
80-81



Parasol
82-85



Cobra
86-87



Core
88-91



Jelly
92-95



Boule
96-99



Pomelo
100-101



Drop
102-105



Yoy Wall
106-107



Foundry
108-111



Purl
112-115



Lighthouse
116-117



**Lighthouse
Table & Floor**
118-119



Lighthouse Wall
120-121



Bolt
122-123



Bracket
124-125



Barro
126-127



Cylin
128-129



Circuit
130-131



Vert
132-133



Datum
134-135



Boxed
136-137



Elipse
138-139



Tilo
140-141



Cap
142-143



DropLED Fitting
144-147



CAE
148-149



ArchDL
150-151



ArchPro
152-153



Radiate
154-155



Canvas
156-159

Design, Technical and Outdoor

Often playful, always innovative, our Design, Technical & Outdoor Collection proves our belief that 'light is a material'.

Our Design Collection follows the objectives of our original concept: to bring the most diverse ideas, materials and innovations together under one eclectic range. From the playfulness of Bud, to the technical feel of Kepler, we use material and process innovation in pieces that delight.

Our Technical & Outdoor range is made up of well built functional basics. These pieces utilise the latest technology to provide simple and beautiful lighting; all the commitment to material and detail you get from Innermost with a minimal aesthetic.

With the ability to customise and combine designs, this collection gives specifiers incredibly budget friendly options.



Custom colours

We now offer a custom colour service meaning all products marked with this icon can be customised to any standard RAL colour* of your choice, with minimums as low as one. This service offers an affordable way to achieve a custom finish for a single interior or a large-scale project.







darc awards
/ DECORATIVE

CELEBRATING THE BEST IN LIGHTING DESIGN

Kepler

By Cohda



Named after the German mathematician, astronomer, and astrologer who discovered the Supernova, Johannes Kepler, this luminaire is reminiscent of black holes.

Cohda have used highly innovative materials for this design, multiplying single LEDs over a large thin surface to widely refract the light and give the illusion of infinity.

The fine material, which has been likened to hosiery from the fashion industry, creates a fascinating effect, like a kaleidoscope of light rays. With Kepler there is an opportunity to create huge and impressive light installations using very compact and lightweight units.



Kepler at Darc Awards Night

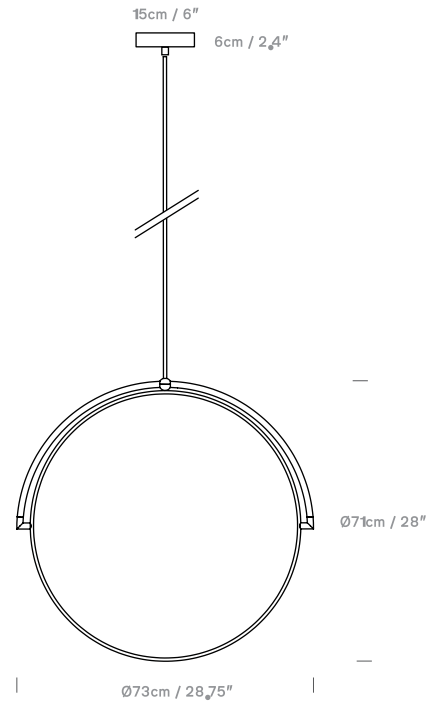


Kepler at Morgan Furniture Showroom, London

Kepler 65

UK/EU: PK04914502
 US: PK04934502

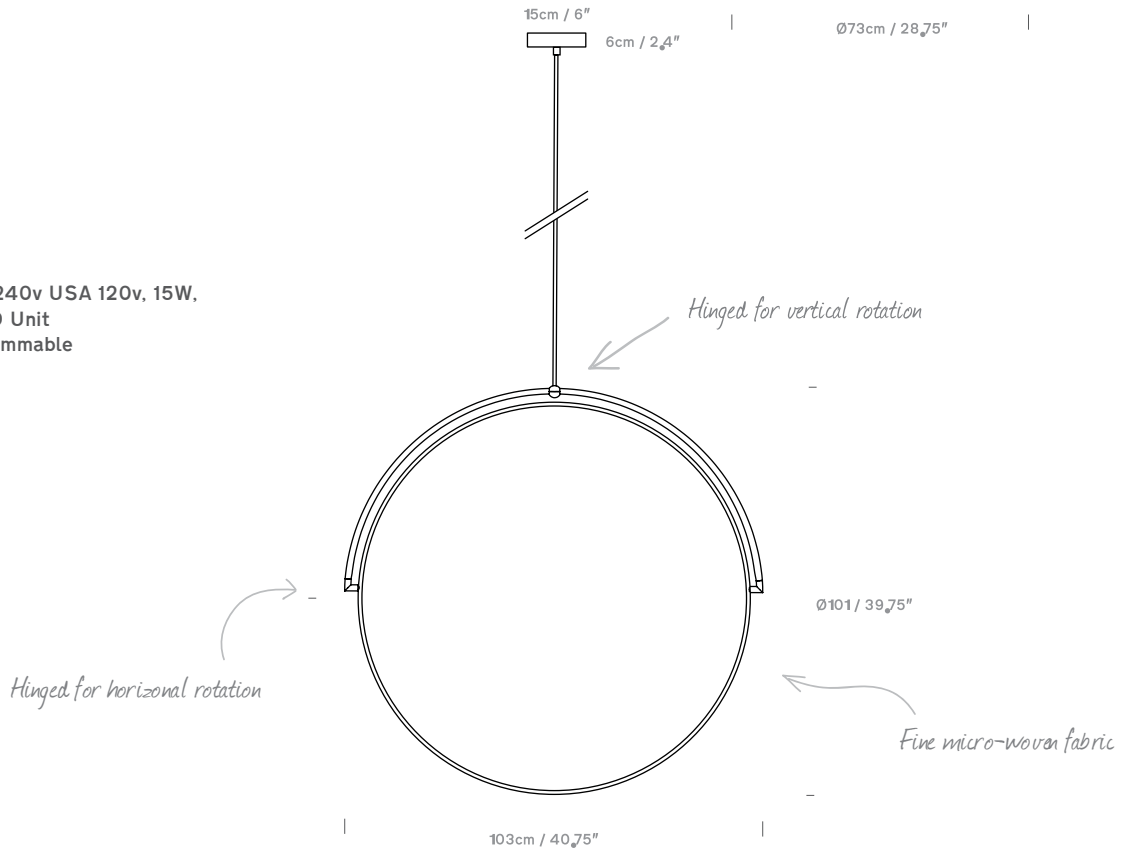
Lightsource
 Integrated LED UK/EU 240v USA 120v, 10.5W,
 1100 Lumen 3000K LED Unit
 CRI 80, Triac / Lutron Dimmable



Kepler 95

UK/EU: PK04915802
 US: PK04935802

Lightsource
 Integrated LED UK/EU 240v USA 120v, 15W,
 1600 Lumen 3000K LED Unit
 CRI 80, Triac / Lutron Dimmable



Material	Polycarbonate, steel, micro-weave fabric
Lightsource	UK/EU 240v USA 120v CRI 80, Triac / Lutron Dimmable / Casambi compatible 1100 / 1600 Lumen 3000K LED Unit 120° Beam Angle
Ceiling Rose	Black cylindrical
Cable	4m PVC Cable + optional 3x0.5m rod for fixed mounting
Other	Maximum thickness at ball joint 3cm/ 1.25"





Kepler Halo

By Cohda



Defining a new product type for Innermost, Kepler Halo uses the light innovation developed for the Kepler and literally frames it into a format that easily fits technical specifications for offices and studios as well as decorative uses.

The aluminium ring removes the light points that were a feature of the original Kepler but keeps the same innovative material to create a kaleidoscope of light rays across the face. The result gives pure diffused light with a decorative effect that has no impact on the light quality.

Kepler Halo is available as a pendant or flush mounted light, that can be installed on the ceiling or wall.



Kepler Halo 65 at Office

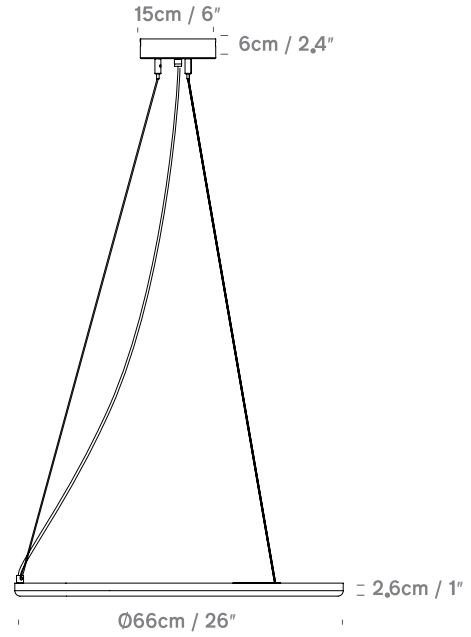


Kepler Halo 95 at Office Reception

Kepler Halo 65

White
 UK/EU: PK05914501
 USA: PK05934501

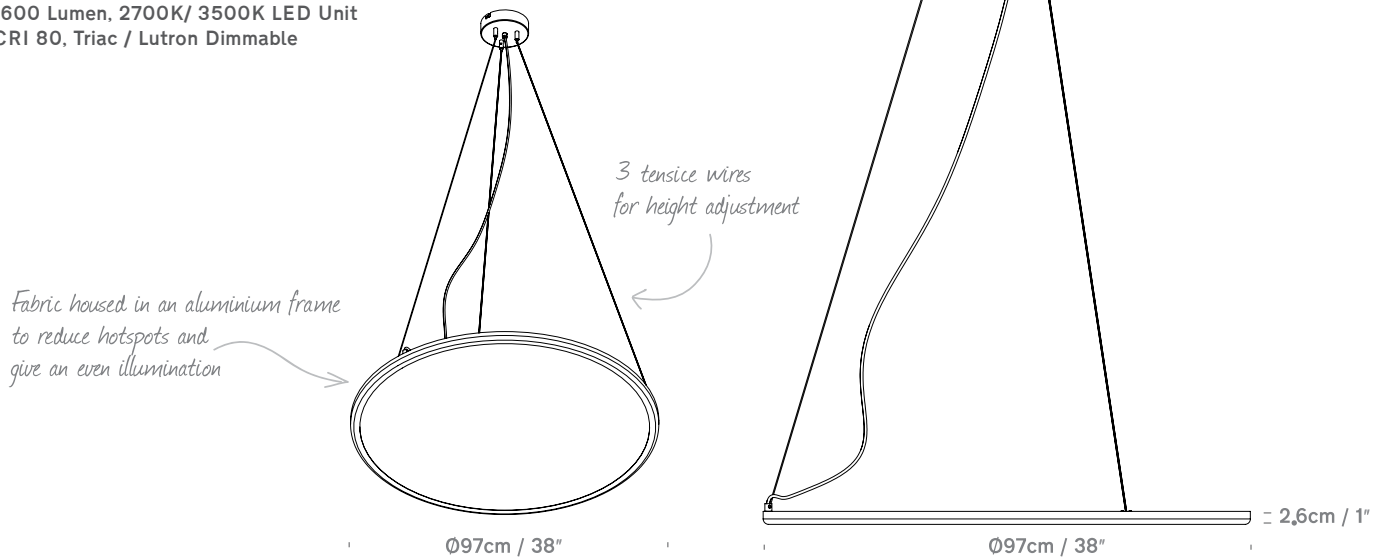
Lightsource
 Integrated LED UK/EU 240v USA 120v, 10.5W,
 1100 Lumen, 2700K/ 3500K LED Unit
 CRI 80, Triac / Lutron Dimmable



Kepler Halo 95

White
 UK/EU: PK05915801
 USA: PK05935801


Lightsource
 Integrated LED UK/EU 240v USA 120v, 15W,
 1600 Lumen, 2700K/ 3500K LED Unit
 CRI 80, Triac / Lutron Dimmable



Material	Aluminium + Steel + micro-weave fabric
Colour	White
Lightsource	UK/EU 240v USA 120v CRI 80, Triac / Lutron Dimmable / Casambi compatible 1100 / 1600 Lumen 2700K/ 3500K LED Unit, 120° Beam Angle
Ceiling Rose	Cylinder. Colour to match product.
Cable	4m White PVC







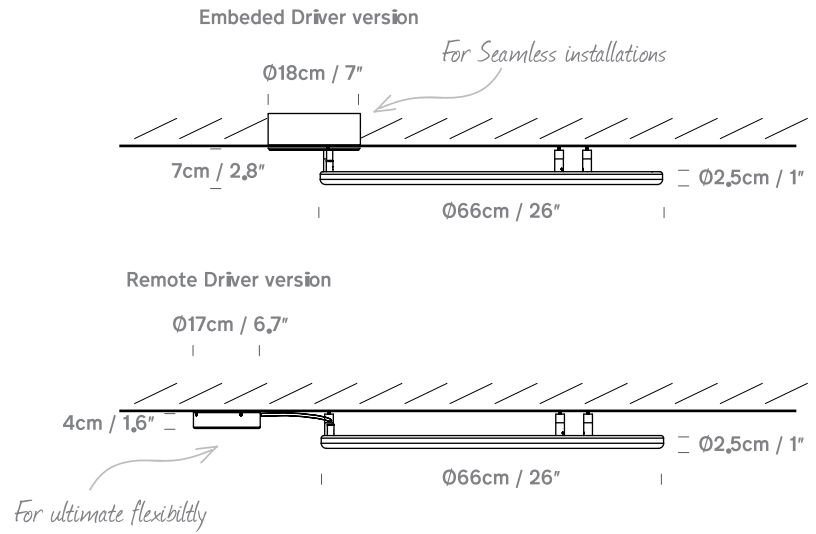


Kepler Halo Flush Mount 65 at Office

Kepler Halo Flush Mount 65

White Terracotta
 UK/EU: WK06814501 UK/EU: WK06814539
 USA: WK06834501 USA: WK06834539

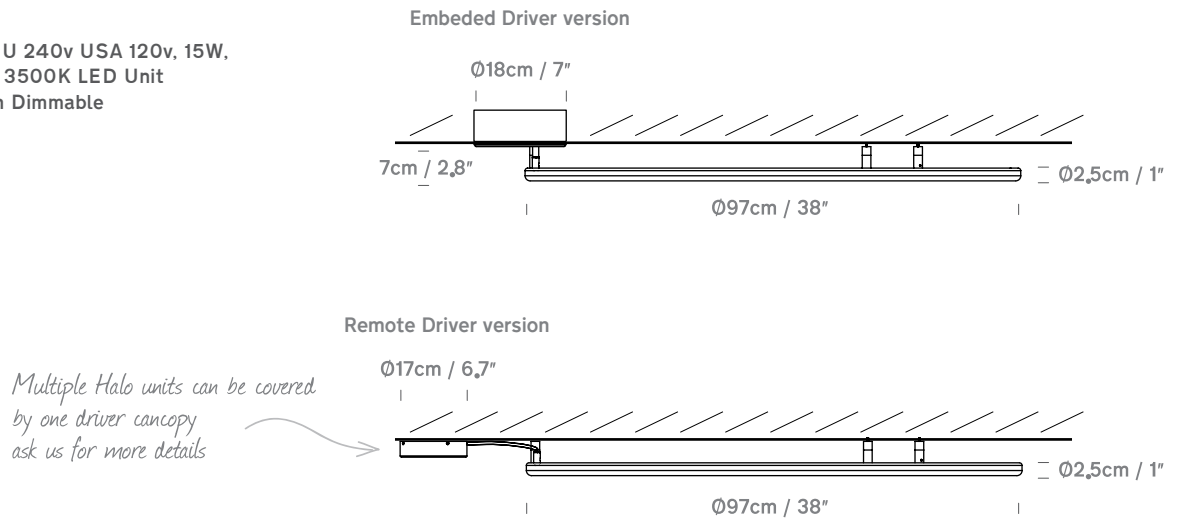
Lightsource
 Integrated LED UK/EU 240v USA 120v, 10.5W,
 1100 Lumen, 2700K/ 3500K LED Unit
 CRI 80, Triac / Lutron Dimmable



Kepler Halo Flush Mount 95

White Terracotta
 UK/EU: WK06815801 UK/EU: WK06815839
 USA: WK06835801 USA: WK06835839

Lightsource
 Integrated LED UK/EU 240v USA 120v, 15W,
 1600 Lumen, 2700K/ 3500K LED Unit
 CRI 80, Triac / Lutron Dimmable



Material	Aluminium + Steel + micro-weave fabric
Colour	White / Terracotta
Lightsource	UK/EU 240v USA 120v CRI 80, Triac / Lutron Dimmable / Casambi compatible 1100 / 1600 Lumen 2700 / 3500K LED Unit, 120° Beam Angle
Ceiling Rose	Cylinder. Colour to match product.
Cable	4m White PVC





darc awards
/ DECORATIVE
CELEBRATING THE BEST IN LIGHTING DESIGN

dezeen
awards

Bud

By Melissa Yip



Bud is a go-anywhere do-anything LED lamp. Whether illuminating a night picnic, a romantic rooftop dinner or an indoor play den, this rechargeable portable lamp frees you from the constraints of cables, with a three step dimming function to adjust to any situation.

Imitating nature, the globe bulb is shelled by two petal-like forms which appear to simultaneously hold and protect the light. Interact with Bud's bulb to activate the light and dimming function. The tapered cylindrical form encases the translucent globe on top of a thin silicone pad that allows it be pushed to adjust dimming. Push down on Bud's bulb to activate the light and press again to increase the light intensity from 25% to 50% to 100%.

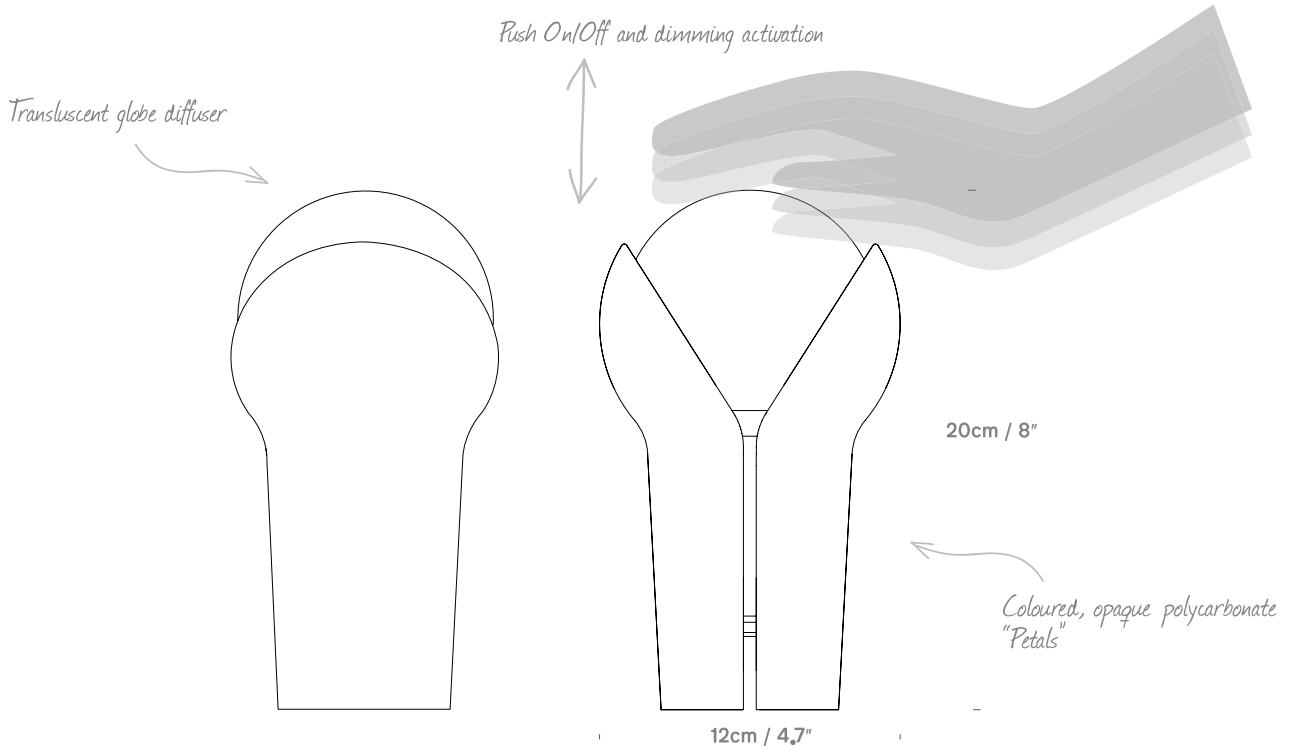
Bud is available in 6 pleasingly solid colours.







Fluro UK/EU: LB13210511 Ocean UK/EU: LB13210512 Olive UK/EU: LB13210513 Aubergine UK/EU: LB13210526 Lemon UK/EU: LB13210527 Ash UK/EU: LB13210544



bud

by Melissa Yip

Material	Polycarbonate
Colour	Fluro/ Ocean/ Olive/ Aubergine/ Lemon/ Ash
Lightsource	1W LED rechargeable portable table light LED 2700K, CRI 80, Class III, 90 Lumen 20 hours maximum battery life (5hr battery life at 100%, 10hr at 50%, and 20hr at 25%) 5 hours to fully recharge
Other	Ni-MH battery 3.6V / 2000mAh 3-step dimmer switch (dimming percentage: 25%, 50%, 100%) Micro USB Cable
Splash-proof	Bud is splashproof and rainproof so you can use it outside. If your Bud gets wet please ensure it is completely dry before charging - we recommend you leave Bud upside down for a day to dry before using it again. Bud should not be submerged in water or taken into the shower and should not be left outside overnight as it is not designed for that.





Portobello

By Assemblyroom



Simultaneously familiar and new, Portobello is an aesthetic that fits anywhere. Strong gloss colours and the ability to easily customise add value to a form that is simplicity itself.

Constructed from hand spun aluminium, it draws inspiration from the simplicity and functionality of industrial pendant lights of a bygone era. With its scale, defined outline and its two tone colour scheme (coloured exterior, white interior) this large contemporary classic pendant light will have an impact on any room.

Portobello can also be ordered in a custom colour, available for a quantity of 1 unit or more.



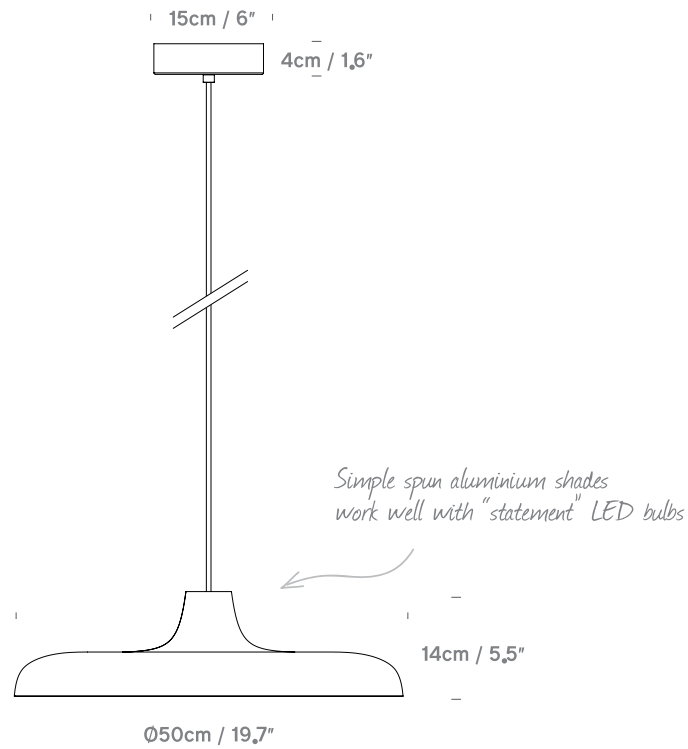
Portobello at The Cam Foundry

White
UK/EU: PP09913001
US: PP09933001

Black
UK/EU: PP09913002
US: PP09933002

Red
UK/EU: PP09913008
US: PP09933008

Yellow
UK/EU: PP09913027
US: PP09933027



Material	Aluminium
Colour	White/ Black/ Red/ Yellow
Lightsource	UK/EU E27 Max 15W LED, USA E26 Max 15W LED (not included)
Recommended bulb	LED globe bulbs 400 -1000 lumen output and from 2700K (for warmer with more colour) up to 6000K (daylight)
Ceiling Rose	White Cylindrical
Cable	1.2m White PVC cable



Chelsea

By James Bartlett



The new range of spun aluminium pendant lights designed by James Bartlett. With a simple form that is reminiscent of an upturned teacup, these classic pendants are named after a traditional variety of teaware whose shape was identified as 'Chelsea'.

Each model is available in a choice of white interior, or in classic matt Black or White exterior with contrasting antique gold interior. Light also spills from the top to create a delicate illumination around the exterior.

These simple forms create beautiful pendants that suit a wide variety of applications. The versatile range works perfectly as a cluster, particularly effective with multiple colour choices.

Portobello can also be ordered in a custom colour, available for a quantity of 1 unit or more.



Chelsea 40 at Private Residence

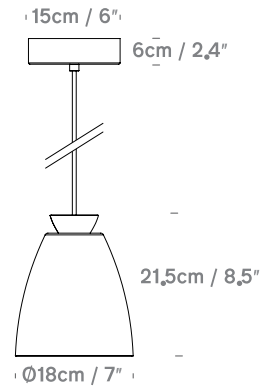


Chelsea 18 in custom colour at Private Residence

Chelsea 18

White
UK/EU: PC10911801
US: PC10931801

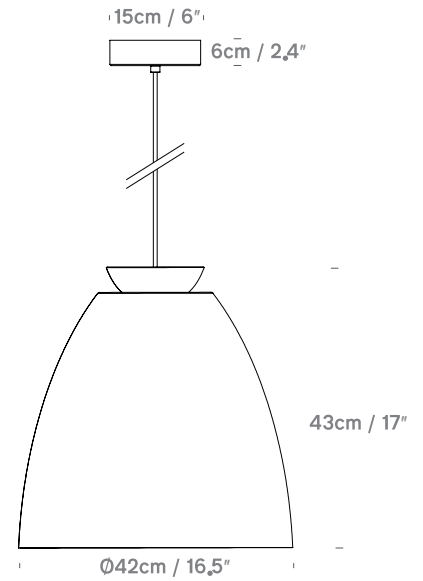
Black
UK/EU: PC10911802
US: PC10931802



Chelsea 40

White
UK/EU: PC10914001
US: PC10934001

Black
UK/EU: PC10914002
US: PC10934002



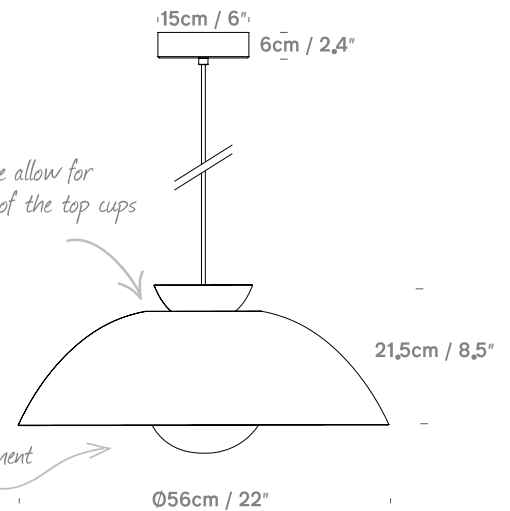
Chelsea 56

White
UK/EU: PC10915601
US: PC10935601

Black
UK/EU: PC10915602
US: PC10935602

Gaps in the top of each shade allow for soft uplight and illumination of the top cups

20cm frosted glass globe adds a statement to the 56cm version



Material

Aluminium, Steel

Colour

White with antique gold interior / Black with antique gold interior

Lightsource

UK/EU E27 Max 15W LED, USA E26 Max 15W LED (not included)

Recommended Bulb

LED globe bulbs 400 -1000 lumen output and from 2700K (for warmer with more colour) up to 6000K (daylight)

Ceiling Rose

Cylinder. Colour to match product.

Cable

Black - 4m Black Braided

All other colour - 4m White Braided





Hoxton

By Bartlett and Jones



Hoxton is a curvilinear pendant light with three angled facets in spun aluminium, that creates a simple yet striking aesthetic. At the heart of the East End of London, Hoxton is an area of innovation and re-invention. Despite changing trends the area retains a solid sense of identity and functionality, which inspired this collection, also reminiscent of industrial building machinery.

Designed by Steve Jones and James Bartlett, this is the first joint project the pair have completed together from start to finish.

The pendants come in two diameter options: Hoxton 17 perfect for bar counter tops and clusters, and Hoxton 50 which suits large spaces.

Portobello can also be ordered in a custom colour, available for a quantity of 1 unit or more.

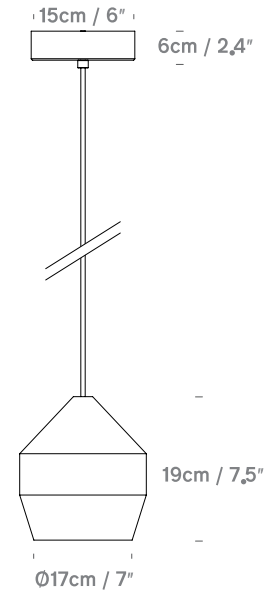


Hoxton 50 at Private Residence

Hoxton 17

White
 UK/EU: PH04911701
 US: PH04911701

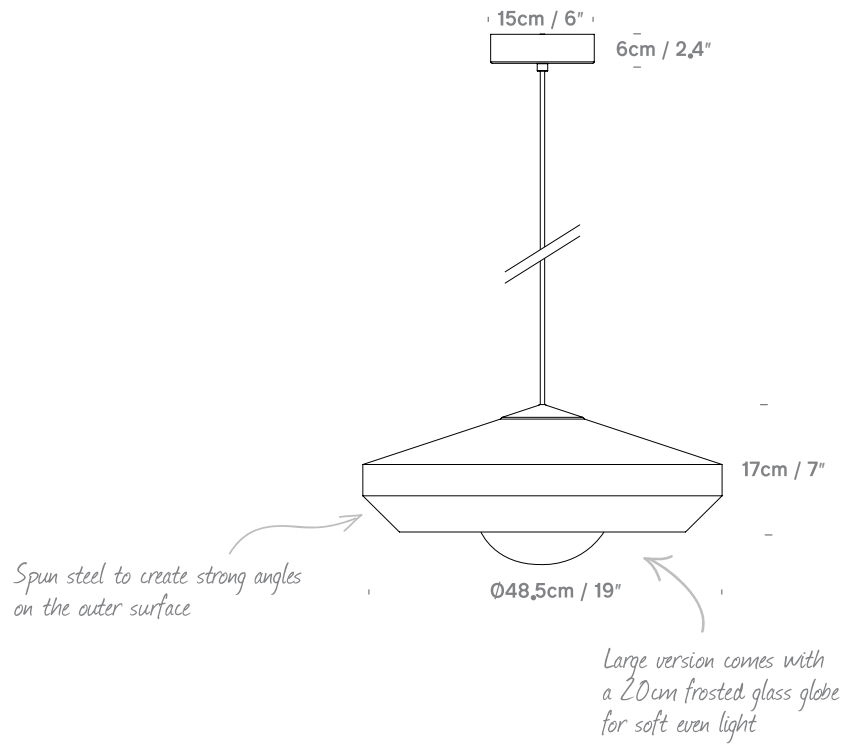
Black
 UK/EU: PH04911702
 US: PH04911702



Hoxton 50

White
 UK/EU: PH04915001
 US: PH04915001

Black
 UK/EU: PH04915002
 US: PH04915002



Material	Steel
Colour	White with antique gold interior / Black with antique gold interior
Lightsource	UK/EU E27 Max 15W LED, USA E26 Max 15W LED (not included)
Recommended Bulb	LED globe bulbs 400 -1000 lumen output and from 2700K (for warmer with more colour) up tp 6000K (daylight)
Ceiling Rose	Cylinder. Colour to match product.
Cable	Black - 4m Black Braided All other colour - 4m White Braided





A wall lamp version of the curvilinear Hoxton with three angled facets in spun aluminium. A simple yet striking wall lamp with a delicate stem in matching white, black or grey exterior. The white and black come with antique gold interior for a warm glow. The grey comes with smooth white interior.

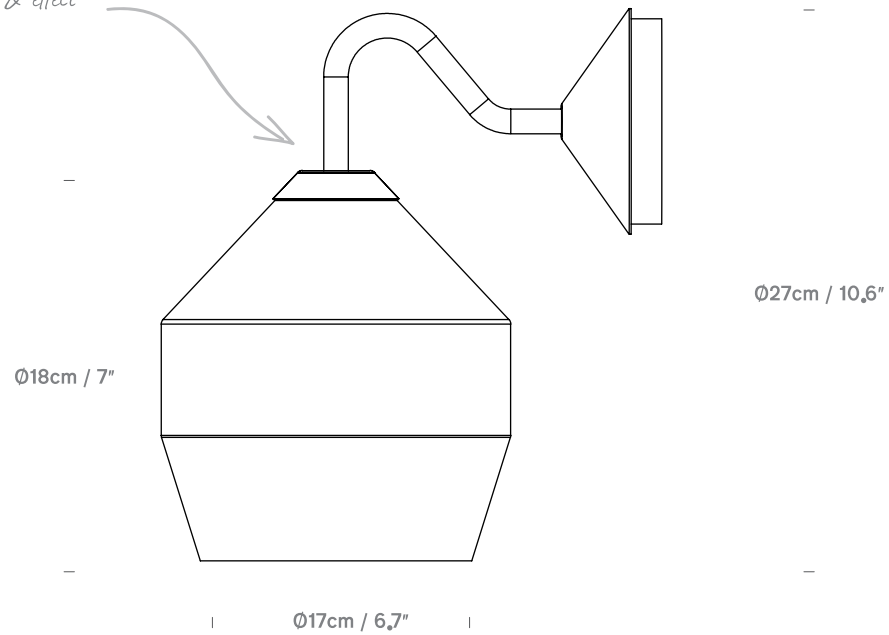
Hoxton Wall

By Bartlett and Jones

White
UK/EU: WH078101
US: WH078301

Black
UK/EU: WH078102
US: WH078302

Ball joint allows for gentle rotation of shade for directional lighting & effect



Material

Steel

Colour

White with antique gold interior / Black with antique gold interior

Lightsource

UK/EU E27 Max 15W LED, USA E26 Max 15W LED (not included)

Recommended Bulb

LED globe bulbs 400 -1000 lumen output and from 2700K
(for warmer with more colour) up to 6000K (daylight)

Projection From Wall

24.4cm / 9.6"



Circus 56 at Contentful's Cafe by toi toi toi creative studio at Berlin
Photo Credit Kasper Jensen Photography

Circus



Circus is a classic spun aluminium pendant light available in textured matt white, black and grey exteriors that contrast an antique gold or smooth white interior.

These beautiful aluminium pendants are based on the shape of Victorian Circus Fair tents. The three sized pendants cover every interior need; these statuesque pendants deliver clean lines and a warm welcoming glow. The pendant has graced many restaurants and residential projects across the world, with a versatility that suits numerous interior spaces.




Circus at Basel House Project, Switzerland





Circus at DF/Mexico Diner, London, UK



Circus at Staybridge Hotel by The Manser Practice, London, UK



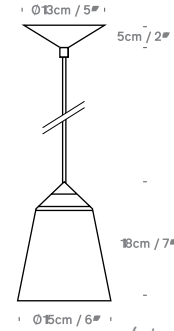
Circus at Private Residence, Rome
Photographer: Eller Vainicher
Architects: Filippo Bombace and Teresa Paratore

Circus 15

White
UK/EU: PC04912001
US: PC04932001

Black
UK/EU: PC04912002
US: PC04932002

Grey
UK/EU: PC04912004
US: PC04932004



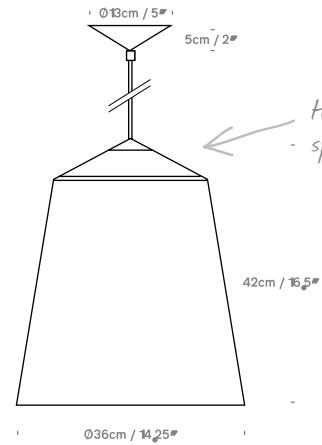
Internal finish on white/black is a textured antique gold

Circus 36

White
UK/EU: PC04914001
US: PC04934001

Black
UK/EU: PC04914002
US: PC04934002

Grey
UK/EU: PC04914004
US: PC04934004



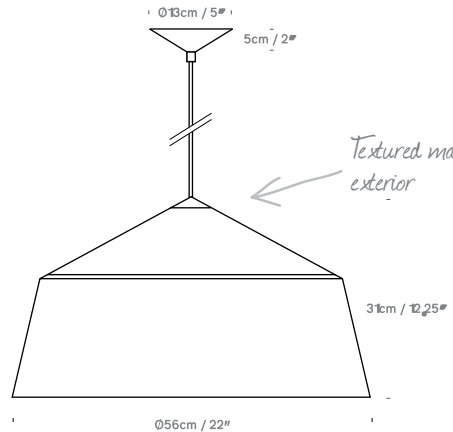
High quality spun aluminium

Circus 56

White
UK/EU: PC04916001
US: PC04936001

Black
UK/EU: PC04916002
US: PC04936002

Grey
UK/EU: PC04916004
US: PC04936004



Textured matt exterior

Material	Aluminium
Colour	White with antique gold interior / Black with antique gold interior / Grey with matt white interior
Lightsources	UK/EU E27 Max 15W LED, USA E26 Max 15W LED (not included)
Recommended Bulb	LED globe bulbs 400 - 1000 lumen output and from 2700K (for warmer with more colour) up to 6000K (daylight). Circus can also be used with LED filament style bulbs 600 - 900 lumen output colour temperature from 2200K to 2700K. This will bring out the warm tones of the gold interior on the black and white versions and add a retro feel to the grey option.
Ceiling Rose	Conical. Colour matches pendant exterior colour
Cable	4m. Black Circus- black braided cable Other options come with white braided cable

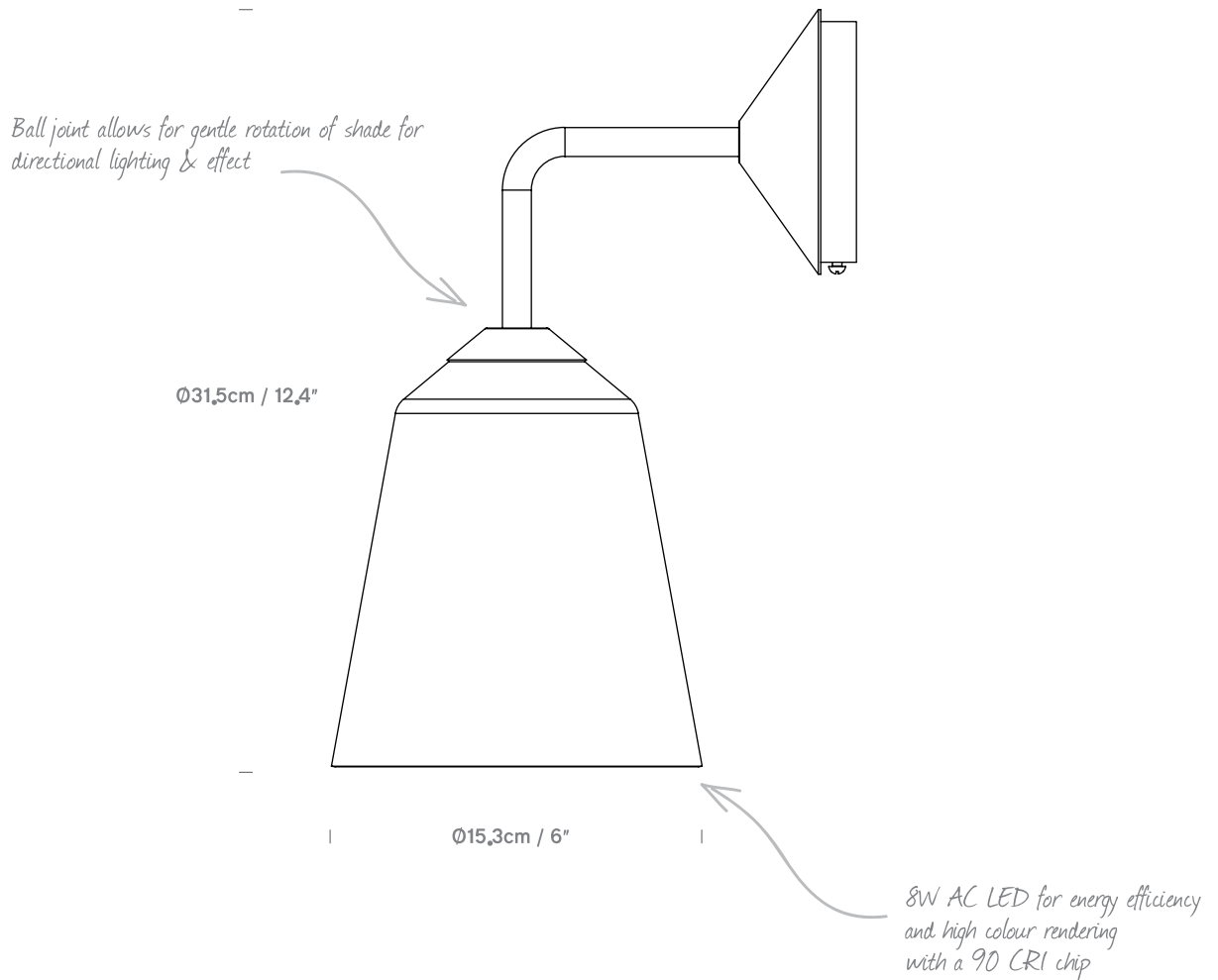




Simple wall lamp design with minimal industrial look.
The small Circus 15 shade on a simple right angled wall bracket.

Circus Wall

White	Black	Grey
UK/EU: WC04812001	UK/EU: WC04812002	UK/EU: WC04812004
US: WC04832001	US: WC04832002	US: WC04832004



Material	Aluminium
Colour	White with antique gold interior / Black with antique gold interior / Grey with matt white interior
Lightsource	Integrated 8W LED, 535 lumen, 3000K, CRI 90, Epistar chip, chip life 40,000 hours, beam angle 270°
Projection From Wall	21.8 cm / 8.6"



GOOD DESIGN AWARDS

Stupa

By Freshwest



Cast from resin, the individual pieces that make up Stupa are joined and hand finished individually on a lathe, then polished with beeswax. The sharply defined ridges around the design allow different amounts of light through and add to the visual impact of the piece.

The wonderfully unique lighting is made by combining a mass-production process with highly skilled craftsmanship. The result is a lamp that permeates an ambient glowing warmth while still providing a practical light level.

The form was inspired by temple architecture in Asia, particularly the stupas of Myanmar. Winner of Good Design Award 2015.




Stupa at Yo! Sushi by Philip Watts Design, Chelmsford, UK



Stupa at Isetan, Tokyo, Japan



Stupa at Funicamp Grandvalira, Andorra
Designed by Stone Designs

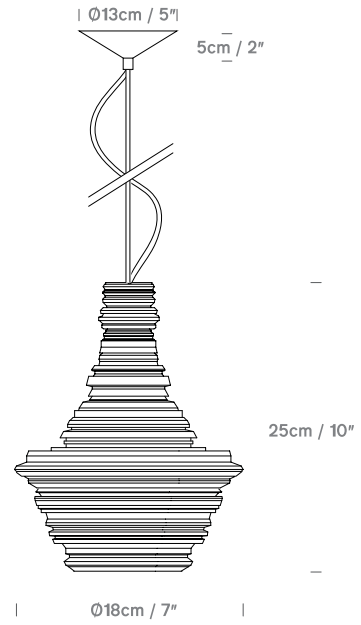


Stupa 18

White
UK/EU: PS07911001
US: PS07931001

Yellow
UK/EU: PS07911006
US: PS07931006

Winner of Good Design Award 2015




Stupa 56

White
UK/EU: PS07914001
US: PS07934001

Yellow
UK/EU: PS07914006
US: PS07934006

Produces an ambient glowing warmth whilst still providing a practical light level



The resin was worked on a lathe to create the beautiful silhouette and strata effect

Material

Resin

Colour

White / Yellow

Lightsource

UK/EU E27 Max 15W LED, USA E26 Max 15W LED (not included)

Recommended Bulb

LED globe bulbs 400 - 1000 lumen output and from 2700K (for warmer with more colour), up to 6000K (daylight)


Ceiling Rose

White conical

Cable

4m. Red braided cable





Latitude at Morgan Furniture Showroom, London, UK

Latitude

By Flynn Talbot



This is a decorative directional and dimmable LED pendant spotlight with attitude. Flynn transforms the average spotlight to make it the centrepiece rather than mere support lighting.

A clever suspension cable allows the light to be pointed in any direction, creating a flexible light that activates the surrounding space.

When used in multiple colours, hanging at various lengths, and facing different directions, Latitude makes an especially exciting and playful display.



Latitude at Innermost House, USA



Latitude at KFC, Venice, Italy



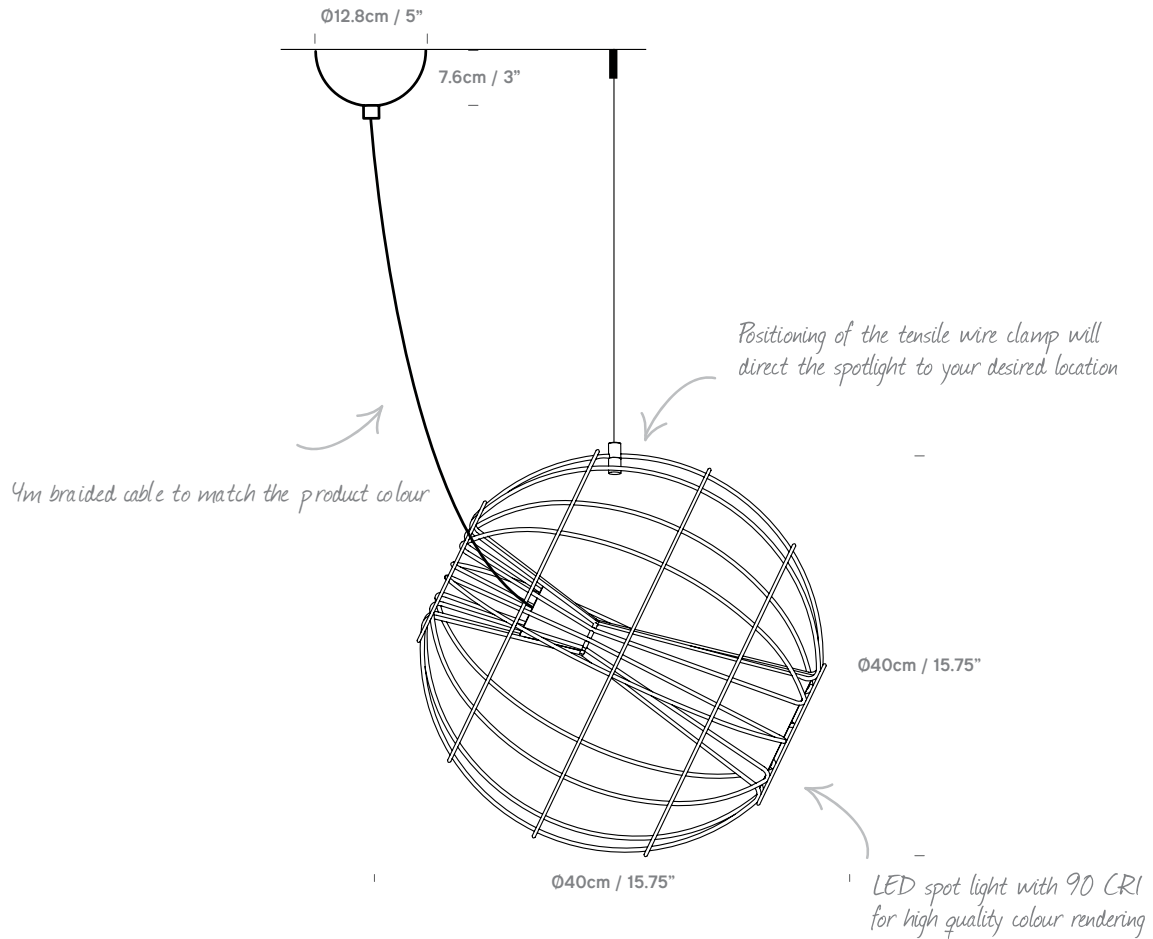
Latitude at KFC, Venice, Italy



White
 UK/EU: PL08913001
 US: PL08933001

Black
 UK/EU: PL08913002
 US: PL089133002

Red
 UK/EU: PL08913008
 US: PL08913008



Material	Aluminium and steel
Colour	White / Black / Red
Lightsource	UK/EU 220v USA 120v, integrated 12W LED, 900 lumen, 3000K , CRI 90,
Recommended Bulb	Lutron or triac dimmable cree chip, chip life 30,000 hours, beam angle 60°
Ceiling Rose	Hemisphere. Colour matches product colour
Cable	4m. Braided cable colour matches product colour





The faceted decorative spotlight pendant is offered in two commonly used construction materials: the rough cast of concrete and the milky smooth purity of plaster.

Concrete comes with three interior colour options: aqua, red or white; and the plaster is pure white with nothing added. Designed from a fascination with materials, James Bartlett uses one form but allows the character of each material to finally define the persona of the product.

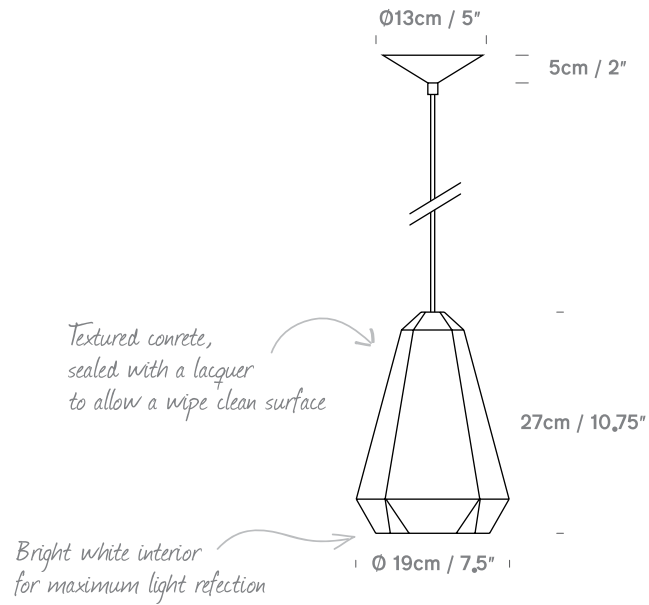
Its pentagonal jewel-like shape is designed to work well in clusters, patterns or lines. A cool, calm, detailed addition to even the most minimally designed interior.

Portland

By James Bartlett

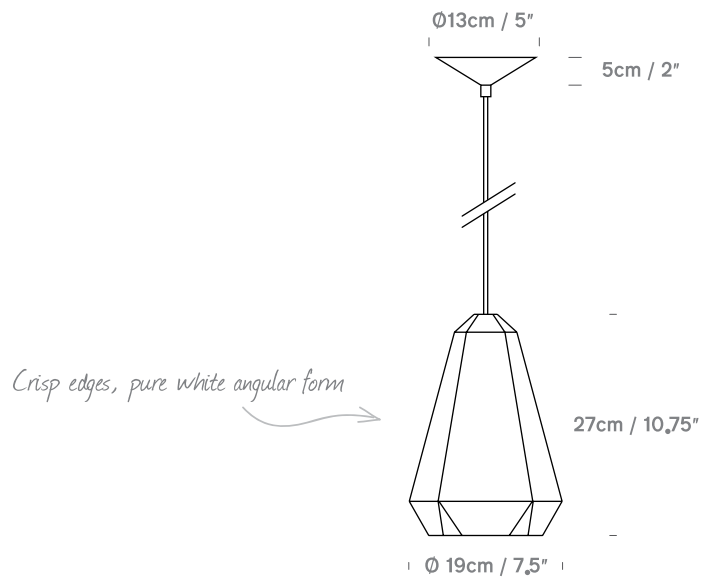
Portland 19

White
UK/EU: LP03912501
US: LP03932501




Portland Plaster

All White
UK/EU: LP01912001
US: LP01932001



Material	Natural concrete and coloured interior / plaster
Colour	White
Lightsource	UK/EU GU10 Max 12W LED, USA GU10 Max 12W LED (not included)
Reconnended Bulb	Any GU10 LED bulb is suitable for this fitting
Ceiling Rose	White conical
Cable	4m. White PVC cable



Jeeves and Wooster at B&B La Suite Bruges, Belgium

Jeeves & Wooster

By Jake Phipps



Jeeves and Wooster are a blend of Great British tradition and modern technology: hand made wool felt hats lined with an aluminium inner shell. They are named after P.G. Wodehouse's two iconic characters: Wooster, the jovial but empty-headed young gentleman, and Jeeves, his improbably well-informed and talented valet.

Quintessential British icons, the Bowler and Top Hat have been turned into innovative lights that emit a warm glow. A truly unique lighting feature, these shades can be used to amazing effect in retail environments or to give character and personality to a residential setting.



Jeeves at Pret-A-Manger Project, London



Jeeves at Restaurant 'Sugar-Boy', Moscow, Russia



Jeeves at AppDynamics by Fennie + Mehl, San Francisco, USA




Wooster at Vintage Shop, London



Wooster at The Ritz Carlton, Bahrain, Dubai



Jeeves & Wooster at Haneda JAL First Class Lounge, Play Room, Tokyo, Japan



Jeeves & Wooster at Chop Steakhouse, by Daniel Meloche, Calgary, Canada



Jeeves & Wooster at Portago Urban Hotel Cocktail Lounge, Granada, Spain

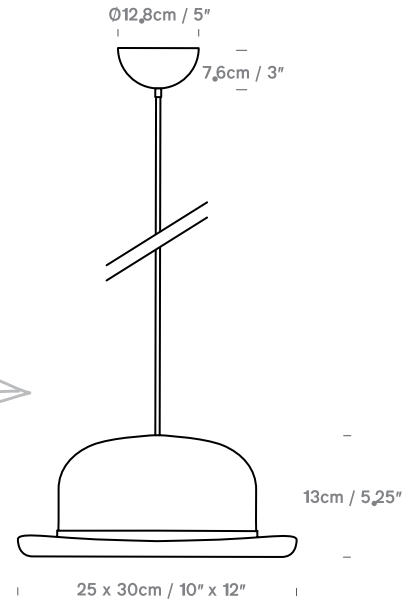


Jeeves & Wooster at Portago Urban Hotel Cocktail Lounge, Granada, Spain

Jeeves

Black & Gold
UK/EU: PJ029102
US: PJ029302

*Braided electrical cable compliments
the quality hat pendants*

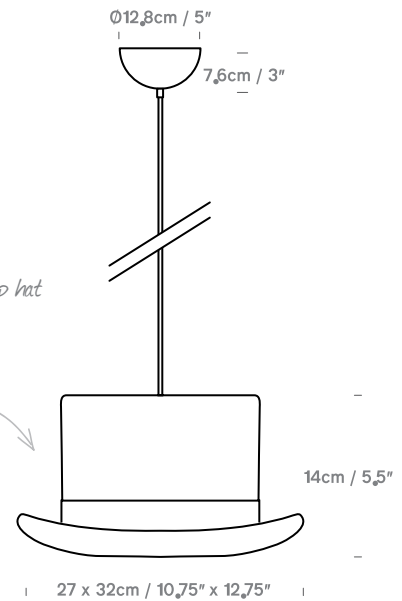


*Gold anodised aluminium
interior for a warm glow*

Wooster

Black & Silver
UK/EU: PW029102
US: PW029102

*100% wool felt bowler hat or top hat
with anodised aluminium lining*



*Silver anodised interior
for a crisp, classy wooster-like feel*

Material	Wool felt bowler or top hat with anodised aluminium lining
Colour	Jeeves- black with gold anodized interior Wooster- black with silver interior
Lightsource	UK/EU G9 Max 5W LED, USA G9 Max 5W LED (not included)
Recommended Bulb	LED G9 dimmable bulb up to 500 lumen output and colour temperature from 2200K to 2700K
Ceiling Rose	Black hemisphere
Cable	4m. Black braided cable



A classic gentleman's bowler that looks like it has been thrown very hard at a wall! The anodised gold interior gives a soft warm down light. With an additional feature that allows it to be set at any angle on the wall there is plenty of scope for unique installation ideas.

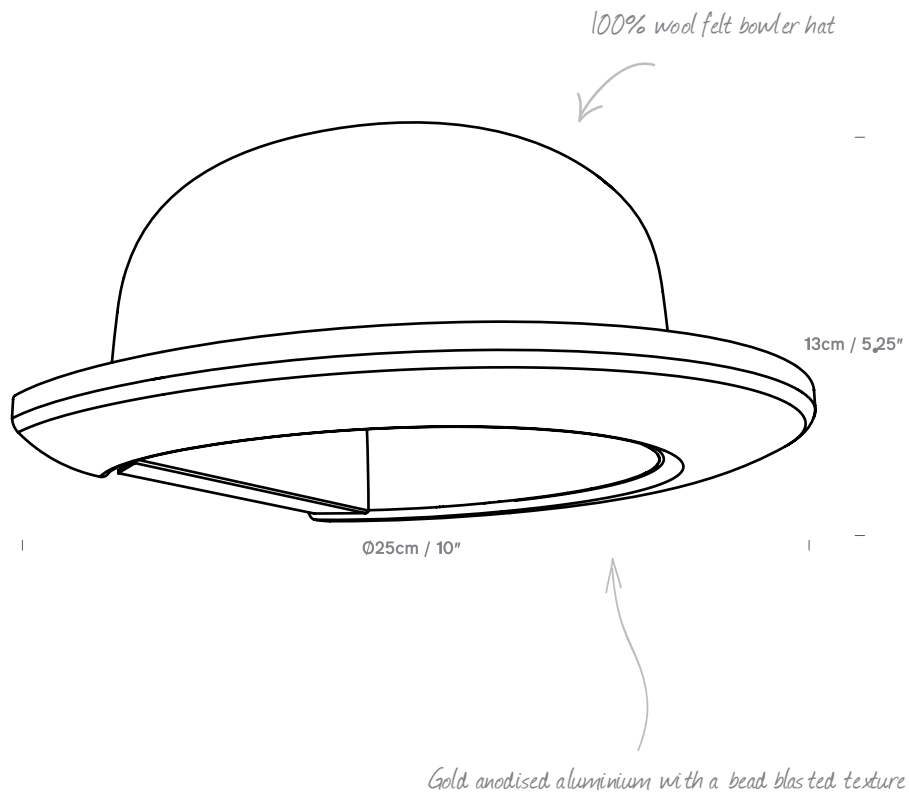


Jeeves Wall at LinkedIn Office, by IA Interior Architects, Empire State Building, New York, USA

Jeeves Wall

By Jake Phipps

UK/EU: WJ028102
US: WJ028302



Material	Wool felt with aluminium interior
Colour	Black with gold anodised interior
Lightsource	UK/EU G9 Max 5W LED, USA G9 Max 5W LED (not included)
Recommended Bulb	LED G9 dimmable bulb up to 500 lumen output and colour temperature from 2200K to 2700K
Projection From Wall	23cm / 9"

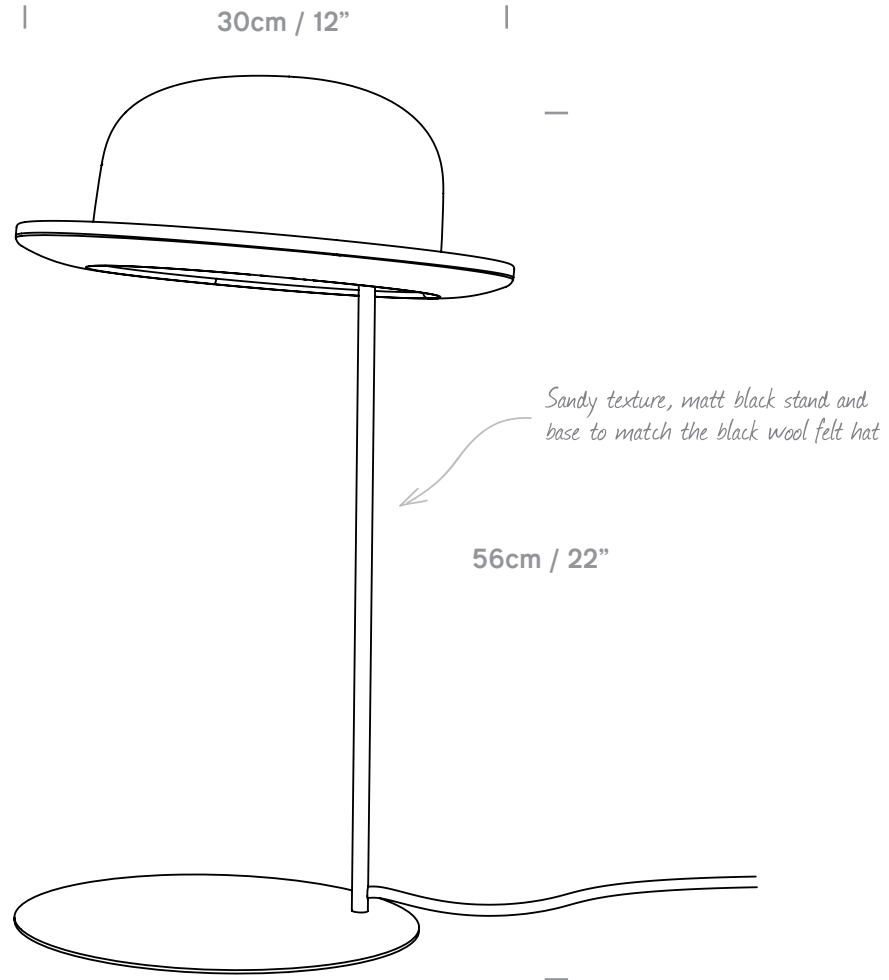


The quintessentially British bowler hat repurposed as a table lamp. A minimal textured matt black base supports a classic pure wool bowler hat. The top hat can be angled, providing various options for installation; you can even 'tip' your hat to passers by.

Jeeves Table

By Jake Phipps

UK/EU: LJ022102
US: LJ022302



Material	Wool felt with aluminium interior
Colour	Black with gold anodised interior
Lightsource	UK/EU G9 Max 5W LED, USA G9 Max 5W LED (not included)
Recommended Bulb	LED G9 dimmable bulb up to 500 lumen output and colour temperature from 2200K to 2700K
Cable	50cm to inline rocker switch, 1.5m to plug, Black braided cable



Parasol

By Jonas Forsman



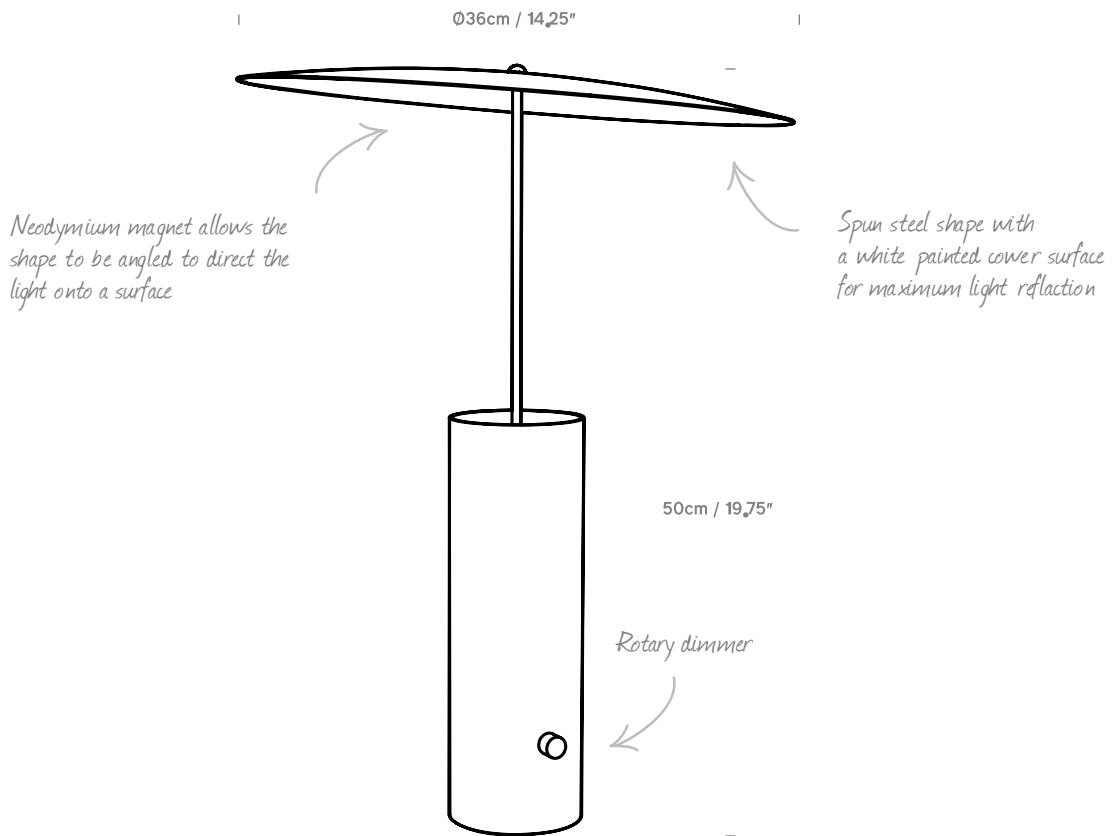
Soft, gentle reflected light is cradled in a very literal parasol in Jonas Forsman's simple design. Free movement of the shade gently guides the light to its intended use. Forsman's design focuses on the interaction between user and product, aiming to delight through refined and balanced movements.



White
 UK/EU: LP059101
 US: LP059301

Black
 UK/EU: LP059102
 US: LP059302

Red
 UK/EU: LP059108
 US: LP059308



Material

Steel

Colour

White / Black/ Red

Lightsource

UK/EU 220v USA 120v, integrated 3x 3.5W LED, 1200 lumen, 2700K CRI 82, dimmable.

Cable

1.5m. White braided cable



Cobra 45 at Private Residence, Toronto, Canada



Cobra 90 at Private Residence, Hong Kong

Cobra is a wall mounted LED bedside light with a fully adjustable flexible stem. Now available with 2 size options, this flexible and smart lamp suits any interior, giving focused, directional illumination. Cobra with 90cm stem comes in white, or brown leather with gold anodized inner hood, or the shorter 45cm Cobra has a painted black or white finish stem.

With touch-activated switch and a USB charging socket, this stylish wall lamp is perfect for modern life.



Cobra

By Innermost

Cobra 90

Material
Steel, aluminium and leather

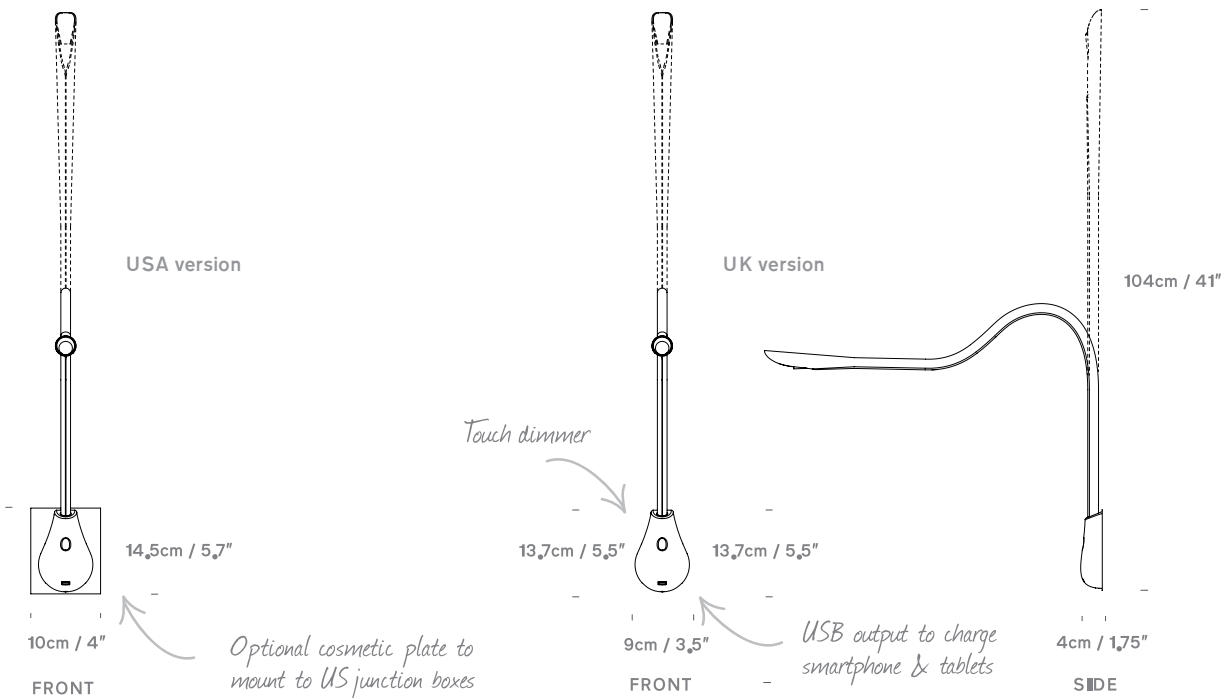
Winner of Certificate of Excellence for Best Lighting in Professional Product Design category, A&D Trophy Awards 2014

White
UK/EU: WC07819001
US: WC07839001

Brown
UK/EU: WC07819010
US: WC07839010

White leather upholstery, white inner hood, white semi-gloss switch box

Brown leather upholstery, gold anodised aluminium inner hood, black semi-gloss switch box



Cobra 45 Nude

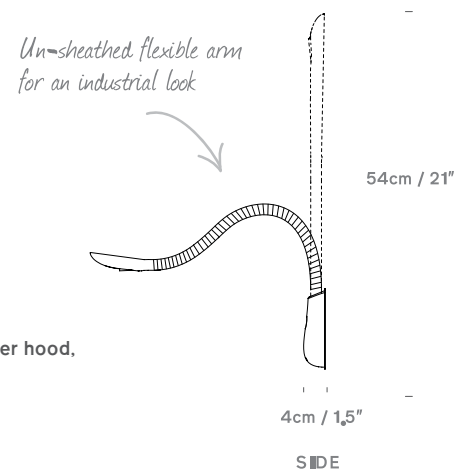
Material
Steel and aluminium

White
UK/EU: WC07813501
US: WC07833501

Black
UK/EU: WC07813502
US: WC07833502

White painted stem, White inner hood, White semi-gloss switch box

Black painted stem, Gold anodised aluminium inner hood, Black semi-gloss switch box



Lightsources

Integrated LED Source, CREE LED, chip life 40,000 hours, 2.5W, 200lm, 3000-3500K, CRI (Ra) 80, Beam Angle 160°

Other

Universal Driver, USB Charger 5V 1.2 mA, touch dimmer switch. Cosmetic plate optional for UK/EU



Core at Brasserie fou d'o, by Beluce, Belgium

Core

By Innermost



Core is a glass pendant light manufactured by artisans in the Czech Republic available in two size options. It resembles a parison of molten glass, fresh from the furnace. There is an alluring simplicity to the form, which seems to be slowly shaped by gravity's pull.

Core is available in smoked or clear glass finishes, and now also white, silver and gold.



Core at the Ginnermost Bar London In Gold, White, Silver, Clear and Smoke. Lit with special Curli bulbs



Core at Private Residence Germany
Credit Kreativhaus Wilgmann



Core at Private Residence Germany
Credit Kreativhaus Wilgmann

Core 15

Clear
UK/EU: PC08910500
US: PC08930500

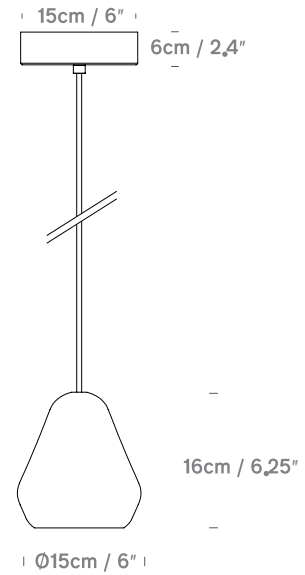
White
UK/EU: PC08910501
US: PC08930501

Silver
UK/EU: PC08910504
US: PC08930504

Smoke
UK/EU: PC08910505
US: PC08930505

Gold
UK/EU: PC08910515
US: PC08930515

New plated silver & gold colourways appear solid until the lamp is illuminated to reveal the beautiful glass form hidden inside.



Core 20

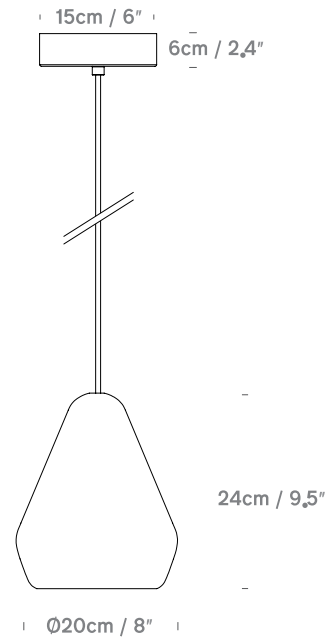
Clear
UK/EU: PC08911000
US: PC08931000

White
UK/EU: PC08911001
US: PC08931001

Silver
UK/EU: PC08911004
US: PC08931004

Smoke
UK/EU: PC08911005
US: PC08931005

Gold
UK/EU: PC08911015
US: PC08931015



Material	Glass
Colour	Clear / White / Silver / Smoke / Gold
Lightsources	UK/EU E27 Max 15W LED, USA E26 Max 15W LED (not included)
Recommended Bulb	Pearl LED globe dimmable bulbs 300 – 500 lumen output and colour temperature 2700K
Ceiling Rose	Clear and White - white Cylinder Silver, Smoke and Gold - black Cylinder
Cable	4m PVC cable Clear and White - white braided cable Silver, Smoke and Gold - black braided cable



Jelly

By Stone Designs



Transparent, curvaceous hand blown glass shades that seem to quiver like Jelly in the light, these colourful shades are a visual treat. With four colours the collection truly comes alive when mixed and matched.

This simple minimalist pendant lamp was designed as a pure, colourful form that speaks of the material from which it has been crafted. These pendants will rejuvenate any space they inhabit, providing satisfying bursts of translucent colour.



Jelly at Coca-Cola canteen restaurant, Madrid, Spain



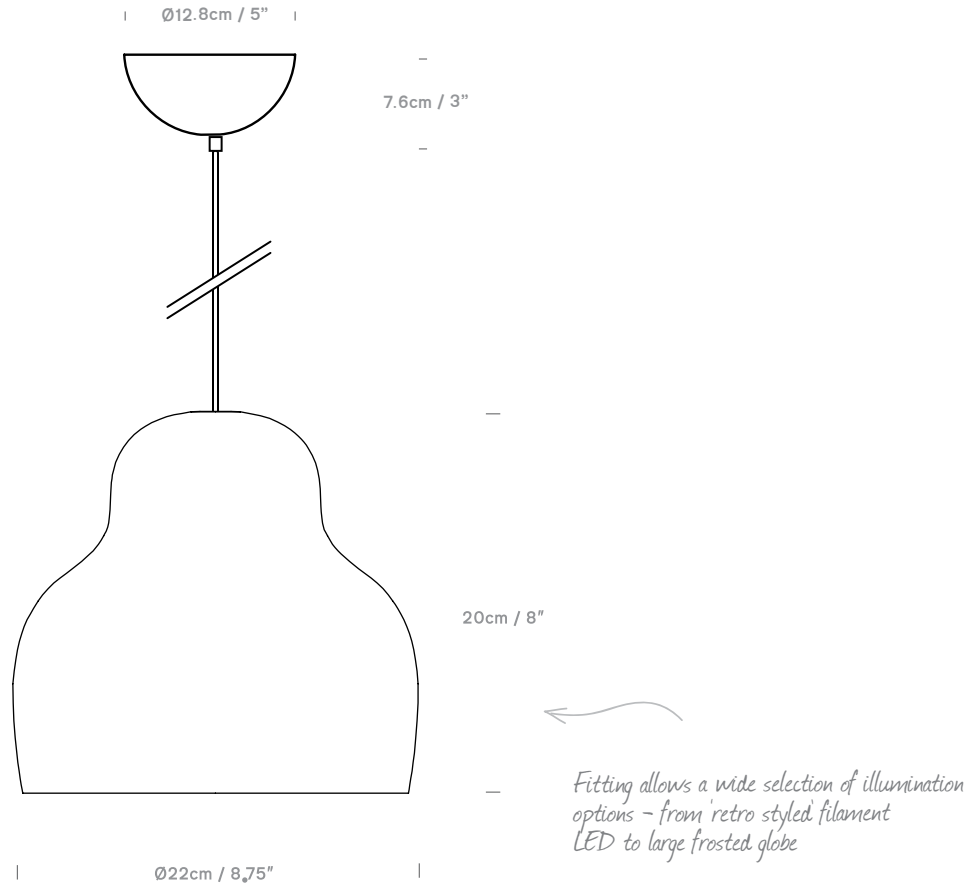
Jelly at Coca-Cola canteen restaurant, Madrid, Spain

Grey
 UK/EU: PJ03911005
 US: PJ03931005

Red
 UK/EU: PJ03911008
 US: PJ03931008

Blue
 UK/EU: PJ03911012
 US: PJ03931012

Yellow
 UK/EU: PJ03911027
 US: PJ03931027



Material	Glass
Colour	Grey / Red / Blue / Yellow
Lightsource	UK/EU E27 Max 15W LED, USA E26 Max 15W LED (not included)
Recommended Bulb	Filament or pearl LED globe dimmable bulbs 300 - 500 lumen output and colour temperature 2700K
Ceiling Rose	Red / Blue / Yellow - white hemisphere , Grey - black hemisphere
Cable	4m. Red, Blue and Yellow - white PVC cable Grey - black PVC cable



Boule at the Story Lab offices, by Stone Design, Madrid

Boule

By Innermost



Boule is a simple spherical decorative pendant. The metallic finishes and strong solid tones are designed to work in installations with the popular Beads and Bubble pendants. The highly polished spheres create striking reflections of the surrounding interior.

This minimal hanging spot is perfect used on its own, or is particularly dynamic in a cluster to highlight interiors. Boule hangs from a braided cable, in simple colour tones, keeping the focus on the pendant's simplistic form. This small pendant makes a big impact!



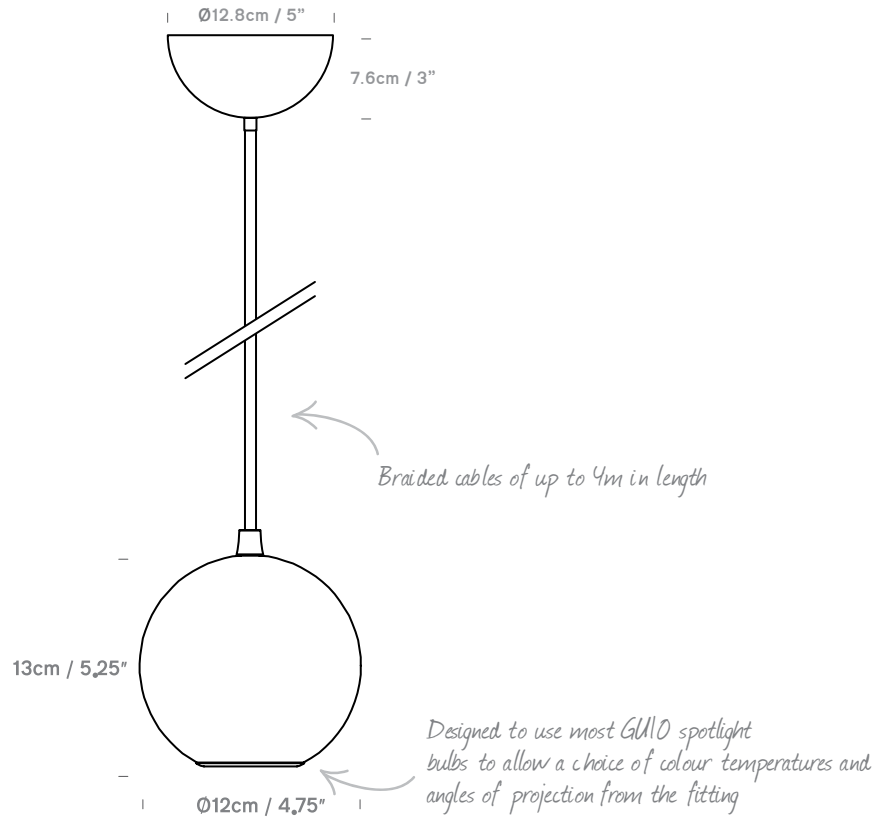
Boule at Private Residence Germany
Credit Kreativhaus Wilgmann

White
UK/EU: PB06910501
US: PB06930501

Black
UK/EU: PB06910502
US: PB06930502

Chrome
UK/EU: PB06910503
US: PB06930503

Copper
UK/EU: PB06910507
US: PB06930507



Material	Stainless steel
Colour	White / Black / Chrome / Copper
Lightsource	UK/EU GU10 Max 12W LED, USA GU10 Max 12W LED (not included)
Recommended Bulb	GU10 LED bulb with $\text{Ø}5\text{cm} / 2''$ and height $<6.2\text{cm} / 2.4''$ is suitable for this fitting
Ceiling Rose	Hemisphere. White- white. Black & Copper - black hemisphere
Cable	4m. White - white braided cable Chrome/Black/Copper - black braided cable



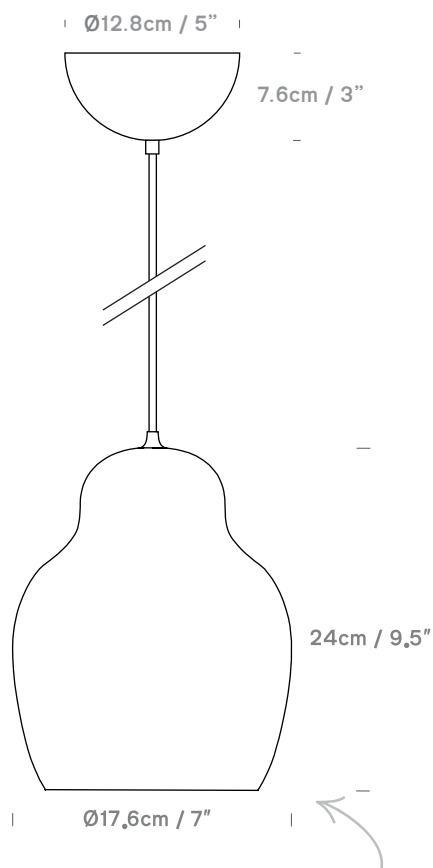
The opal glass pendant light, Pomelo, is deliberately subtle. A quiet diffusion of light in this stately, voluptuous form provides an ambient effect with a sculptural twist.

Made from high quality mouth blown opal glass, Pomelo provides near perfect, shadow-less illumination. The matt look white cable and white scalloped cap compliment the quality glass, which is made by artisans in the Czech Republic.

Pomelo

By Stone Designs

UK/EU: PP06911001
US: PP06931001



High quality blown glossy opal white glass.

Material	Glass
Colour	White
Lightsource	UK/EU E27 Max 15W LED, USA E26, Max 15W LED (not included)
Recommended Bulb	LED globe bulbs 400 - 1000 lumen output and from 2700K (for warmer with more colour) up to 6000K (daylight)
Ceiling Rose	White hemisphere
Cable	4m. White PVC cable




Drop

By Innermost



Drop is a frosted glass globe pendant delicately topped with a white powder coated stainless steel cap. Resembling a drop of pristine pearl, it is inspired by the flourishes of the mid-century. These perfect balls of light make a definite statement against any backdrop, particularly when suspended at multiple lengths.

With a perfect circular silhouette, Drop is simplicity that can be used anywhere for the ultimate minimal lighting solution.



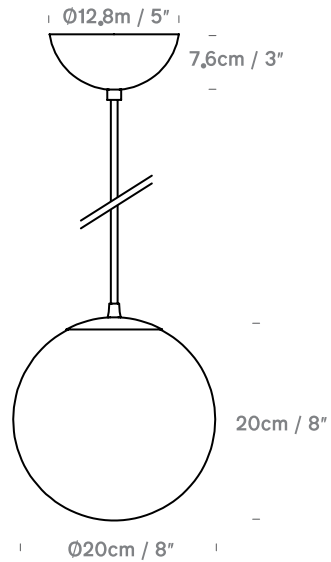
Drop brass at Private Residence

Drop 20

White
 UK/EU: PD04911001
 US: PD04931001

Brass
 UK/EU: PD04911030
 US: PD04931030

Frosted white glass globe for a soft even glow



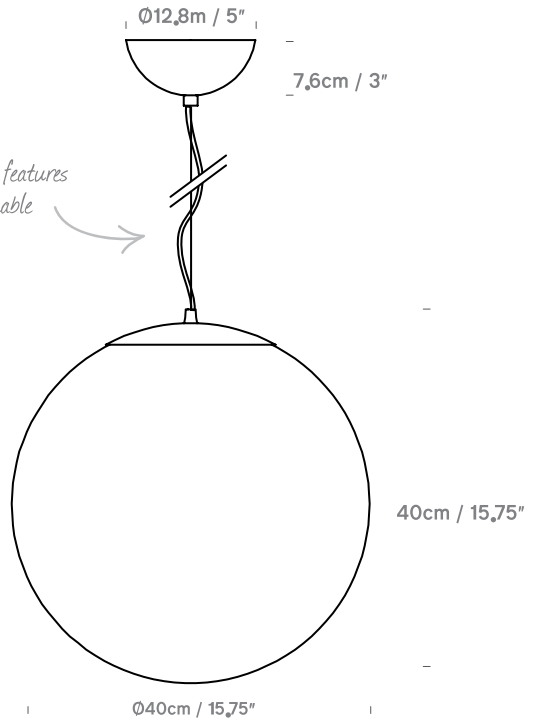
Drop 40

White
 UK/EU: PD04912001
 US: PD04932001

Brass
 UK/EU: PD04912030
 US: PD04932030

Brass edition features gold braided cable

Large 40cm glass globe is a great compliment to the 20cm version, and perfect for filling large spaces



Materials

Steel & Glass

Colour

White/ Brass

Lightsource

UK/EU E27 Max 15W LED. USA E26 Max 15W LED (not included)

Recommended Bulb

LED globe bulbs 400 - 1000 lumen output and from 2700K (for warmer with more colour) up to 6000K (daylight)

Ceiling Rose

White - White hemisphere

Brass - Brass hemisphere

Cable

White - 4m. White braided cable

Brass - 4m. Gold braided cable



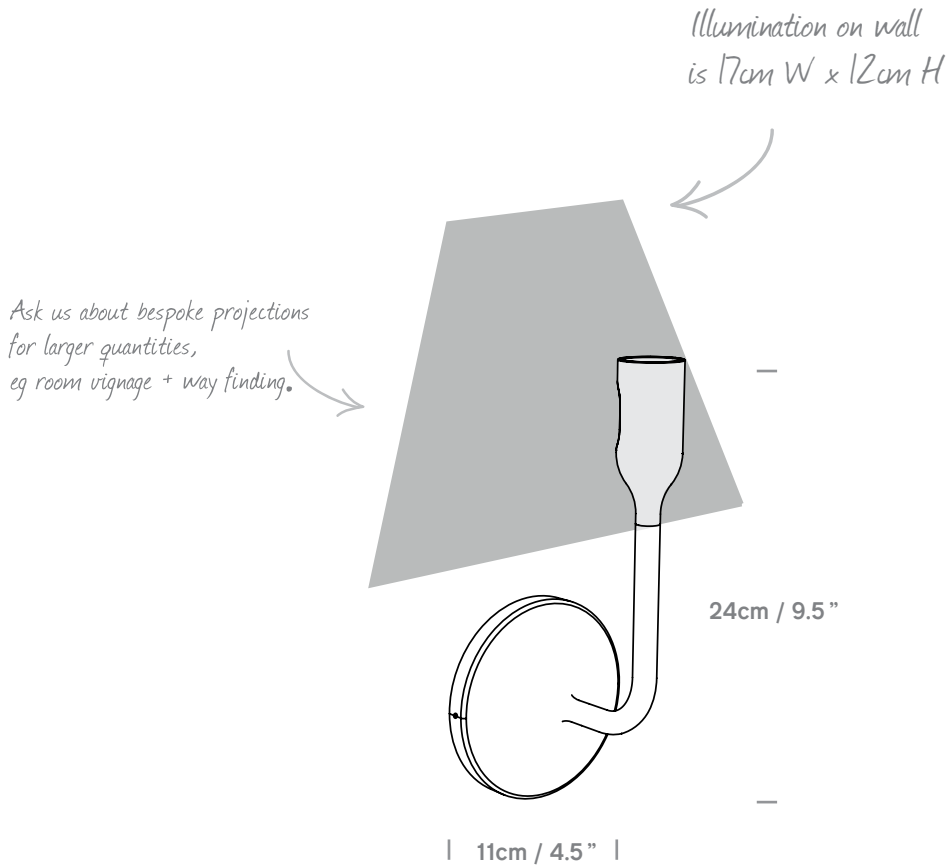
Ever defiant of the laws of our reality, YOY presents LED wall & table lights that project an illusion of a classic lamp shade onto the wall. The perfect marriage of illusion and technology; a simple idea very well executed often makes the best product.

YOY hid a tiny but very powerful LED unit inside the head of this minimal lamp and combined it with simple projection principles to make it cleverly project the shape of its own shade.


YOYWall is arguably the most minimal wall sconce possible, interacting with and using the wall in more than just a supporting role. Winner of the 'Red Dot' in Red Dot Award: Product Design 2017.

YOYWall By YOY

UK/EU: WY018101
 US: WY018301



Material	Aluminium and steel
Colour	White
Lightsource	Integrated 3W LED, 100 lumen, 2700K CRI 80, Cree chip, chip life 30,000 hours, beam angle 120° Single product is non-dimmable. Can be dimmable in multiples.
Projection From Wall	10cm / 4"



Foundry

By Innermost

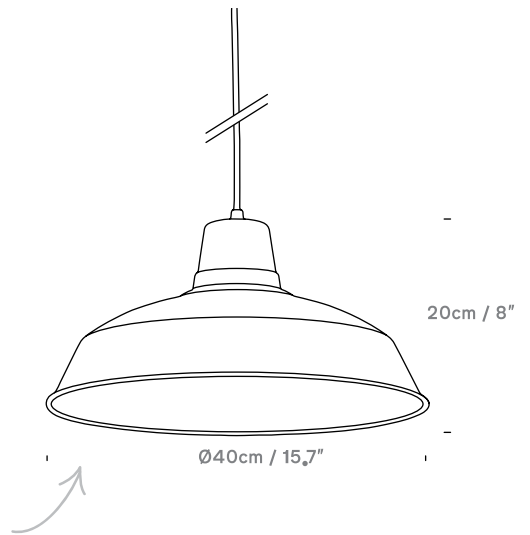


A classic industrial pendant that brings a workshop aesthetic to the Innermost collection. The simplistic spun metal shade is ubiquitous, a staple for any lighting range. Made from spun steel, with the superior quality you can expect from us.



Foundry 40

White UK/EU: PF06913001 US: PF06933001	White LED UK/EU: PF07913001 US: PF07933001
Black UK/EU: PF06913002 US: PF06933002	Black LED UK/EU: PF07913002 US: PF07933002
Red UK/EU: PF06913008 US: PF06933008	Red LED UK/EU: PF07913008 US: PF07933008

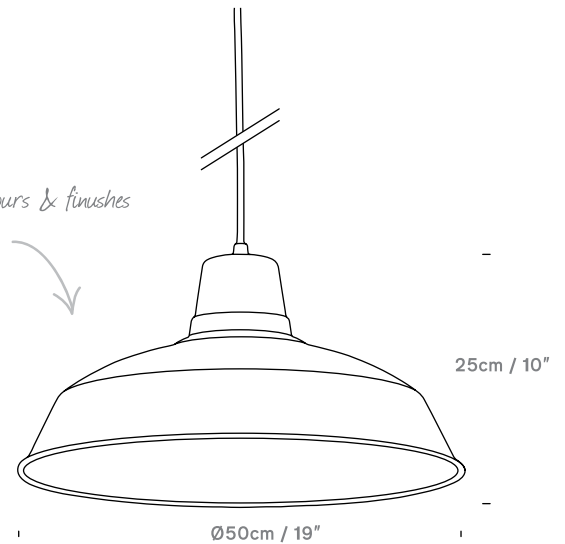


Foundry can be powered by a simple E27 bulb or an integrated 12W AC LED

Foundry 50

White UK/EU: PF06914001 US: PF06934001	White LED UK/EU: PF07914001 US: PF07934001
Black UK/EU: PF06914002 US: PF06934002	Black LED UK/EU: PF07914002 US: PF07934002
Red UK/EU: PF06914008 US: PF06934008	Red LED UK/EU: PF07914008 US: PF07934008

Foundry is perfect for bespoke colours & finishes



Material	Steel
Colour	White / Black / Red *other finish options are possible subject to minimums
Lightsources	CAE: UK/EU E27 Max 15W LED, USA E26 Max 15W LED (not included) / LED: UK/EU 220v USA 120v, CE certified, USA 120v, integrated 12W AC LED Unit, 900 lumen, 3000K, CRI 90, dimmable via Triac / Lutron chip life 30,000hrs,
Ceiling Rose	White Cylindrical, Colour matches ceiling rose and cable is optional
Cable	1.2m White PVC cable
Other	At present Foundry 50 is only available as a bespoke option with x 100 unit MOQ. Contact us for details.





Purl

By Innermost



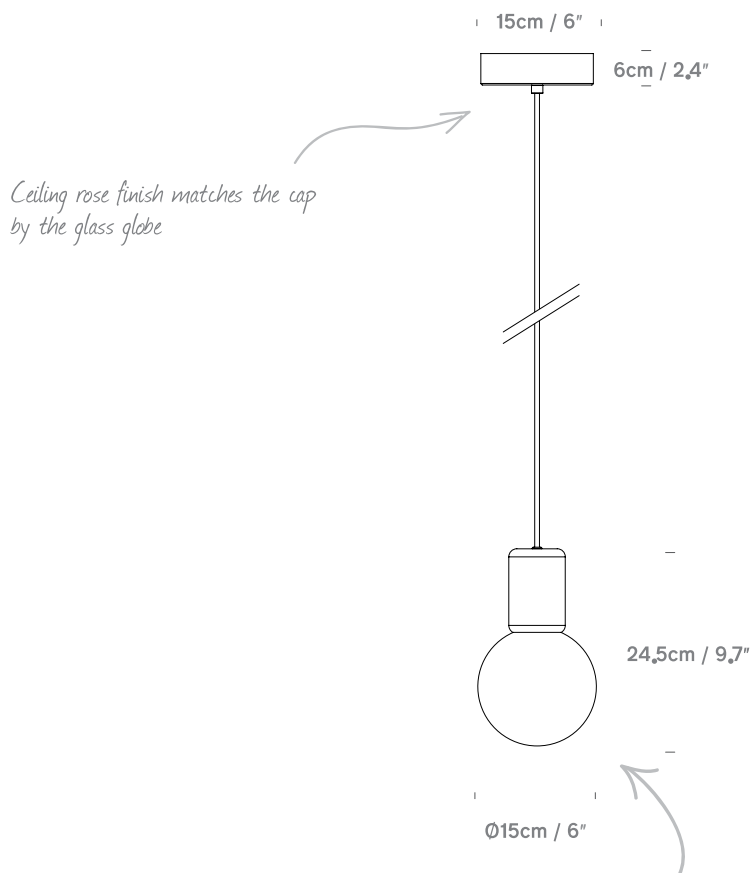
Purl takes our popular DropLED line to a new dimension. With the addition of a simple cover and screw on frosted glass ball DropLED becomes Purl - just about the simplest dedicated LED pendant solution on the market today.

With the addition of the decorative Purl cover, this dimmable luminaire consumes minimal energy while providing simple, beautiful lighting. Choose between Brass or Gun Metal fittings with corresponding ceiling rose. Available as a complete unit, or an add-on to an existing DropLED fitting.



Brass
UK/EU: PP10911530
US: PP10931530

Gun Metal
UK/EU: PP10911531
US: PP10931531



Material	Stainless Steel + Glass
Colour	Brass /Gun Metal
Lightsource	UK/EU 220v CE certified, USA 120v integrated 12W AC LED Unit, 900 lumen, 3000K, CRI 90, dimmable via Triac / Lutron chip life 30,000hrs, compatible with Casambi bluetooth control system
Ceiling Rose	Cylinder. Colour to match fitting
Cable	4m Black PVC



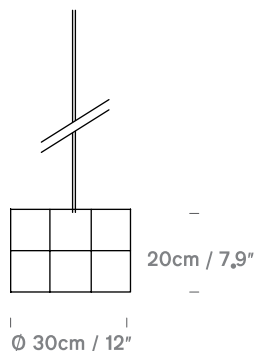
Take one light bulb and multiply. An array of lenses help create this stunning optical effect as the light source is duplicated using Fresnel lenses. This pendant offers a technical look in a light fitting that is as simple as it is possible to get. With amazing reflections and shadows that change according to the interior and light source, Lighthouse creates a big impact with a very simple idea.

Lighthouse

By Innermost

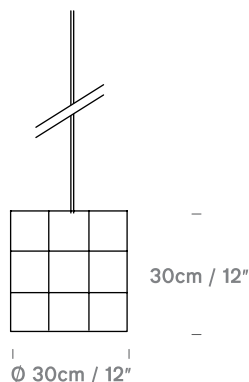
Lighthouse 30*20

SL02911000



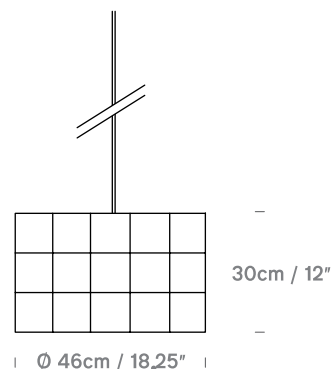
Lighthouse 30*30

SL02912000



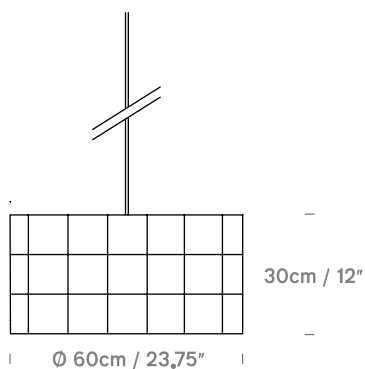
Lighthouse 46*30

SL02913000



Lighthouse 60*30

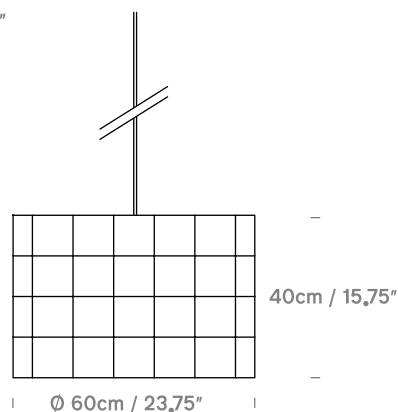
SL03914500 (with diffuser)



Lighthouse 60*40

SL02914000

SL03914000 (with diffuser)



*For more Lampshade styles and sizes - please refer to our "Bespoke Shades" catalogue.

Material

Polycarbonate

Colour

Clear

Lightsource

UK/EU E27 Max 15W LED, USA E26 Max 15W LED (not included)

Recommended Bulb

LED globe bulbs 400 - 1000 lumen output and from 2700K
(for warmer with more colour) up to 6000K (daylight).

Use an LED filament for a greater effect.

Other

Supplied as shade only, shades interchangeable between
pendant and base. See the bases. Also available as a wall light.





Lighthouse Table & Floor

By Innermost

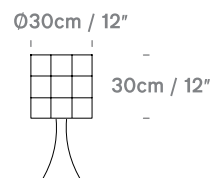
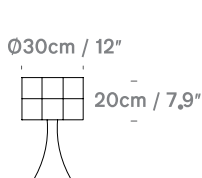
Table Lamps with Chrome Trumpet 35

Trumpet 35

Chrome
UK/EU: BT022103
US: BT022303

Lighthouse 30*20

SL02911000



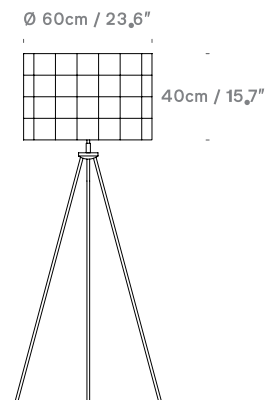
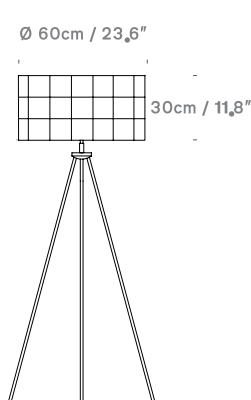
Lighthouse 30*30

SL02912000

Floor Lamps with Tripod Floor

Tripod Floor

UK/EU: BT011103
US: BT011303



Lighthouse 60*30

SL03914500

Lighthouse 60*40

SL03914000

*Please ensure you quote both the Base and Shade Codes when ordering.

**For more Lampshade + Base styles and sizes - please refer to our "Bespoke Shades" catalogue.

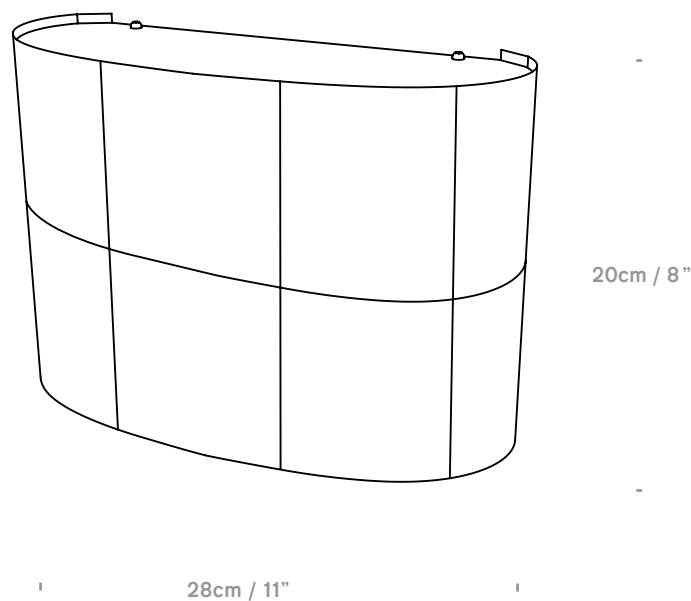
Material	Polycarbonate and stainless steel
Colour	Clear
Lightsource	UK/EU E27 Max 15W LED, USA E26 Max 15W LED (not included)
Recommended Bulb	LED globe bulbs 400 - 1000 lumen output and from 2700K (for warmer with more colour) up to 6000K (daylight) Use an LED filament style bulb for a great retro effect! 600-900 lumen output with colour temperature 2200K - 2700K



Lighthouse Wall

By Innermost

UK/EU: WL028100
US: WL028300



*For more Wall Lamp styles and sizes - please refer to our "Bespoke Shades" catalogue.

Material	Polycarbonate and stainless steel
Colour	Clear
Lightsource	UK/EU E27 Max 15W LED, USA E26 Max 15W LED (not included)
Recommended Bulb	LED globe bulbs 400 - 1000 lumen output and from 2700K (for warmer with more colour) up to 6000K (daylight) Use an LED filament style bulb for a great retro effect! 600-900 lumen output with colour temperature 2200K - 2700K
Projection From Wall	12cm / 4.75

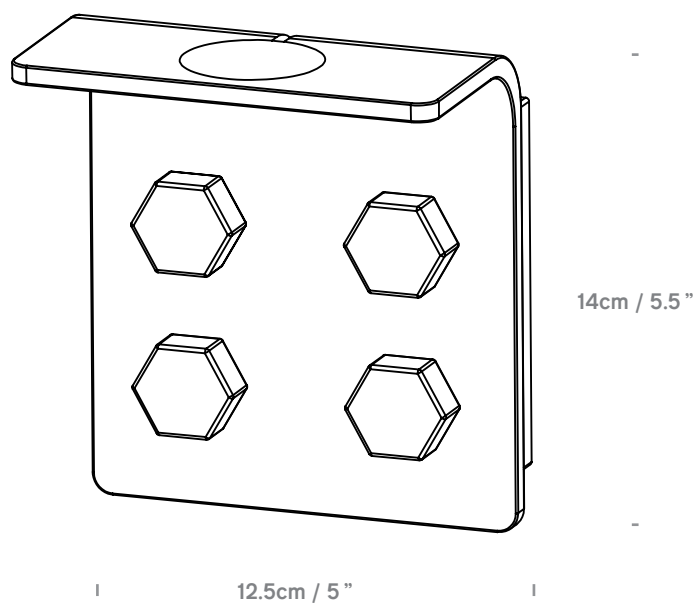


A building's history weighs heavily on each nut and bolt. Reclaim that industrial detail in a contemporary space with this dimmable LED wall sconce, which highlights the honesty of its construction.

Bolt

By Steve Jones

UK/EU: WB078101
US: WB078301



Material	Aluminium
Colour	White
Lightsource	UK/EU 220v USA 120v, integrated LED, 3000K, CRI 93, Sharp chip, chip life 30,000 hours, beam angle 120° UK/EU: 13W, 1150lm, leading / trailing-edge and TRIAC dimmable USA: 12W, 1000lm,
Projection From Wall	10cm / 4"



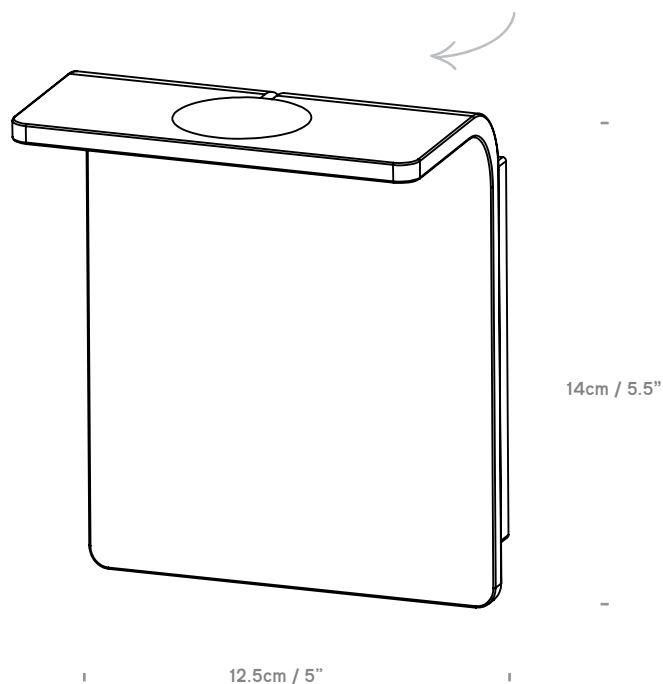
A simple item that is well considered in proportion, function and technology, this unassuming high performance LED lamp will fit anywhere.

Bracket

By Steve Jones

UK/EU: WB088101
US: WB088301

With its minimal aesthetic and compact design, bracket is perfect for illuminating walls in allow spaces



Material	Aluminium
Colour	White
Lightsource	UK/EU 220v USA 120v, integrated LED, 3000K, CRI 93, Sharp chip, chip life 30,000 hours, beam angle 120° UK/EU: 13W, 1150lm, leading / trailing-edge and TRIAC dimmable USA: 12W, 1000lm
Projection From Wall	10cm / 4"





A basic functional GU10 spot with clean minimal lines suitable for any interior.

Barro

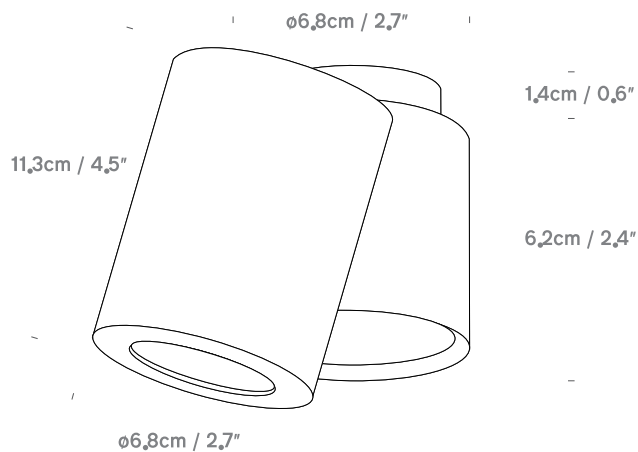
By Innermost

Barro Ceiling Spot

Single Spot

White
UK/EU: WB18814001

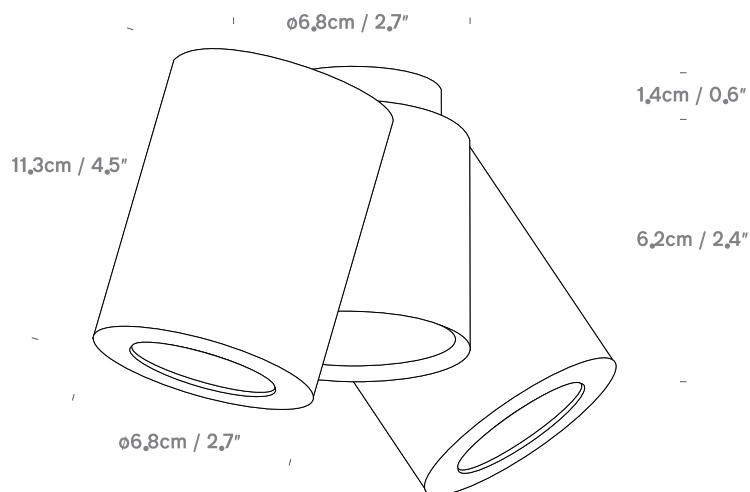
Black
UK/EU: WB18814002



Double Spot

White
UK/EU: WB19814501

Black
UK/EU: WB19814502



Material

Aluminium

Colour

Matt White / Matt Black

Lightsource

UK/EU GU10 Max 12W LED / 2x GU10 Max 12W LED - (not included)

GU10 LED bulb with a max length of 67mm is suitable for this fitting

230-240v, 50/60hz Class 1

Other

US specification available on request



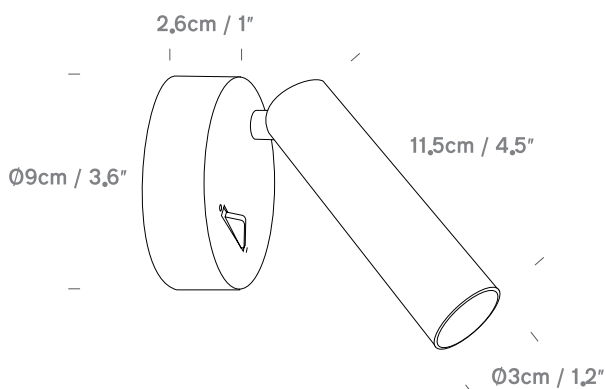
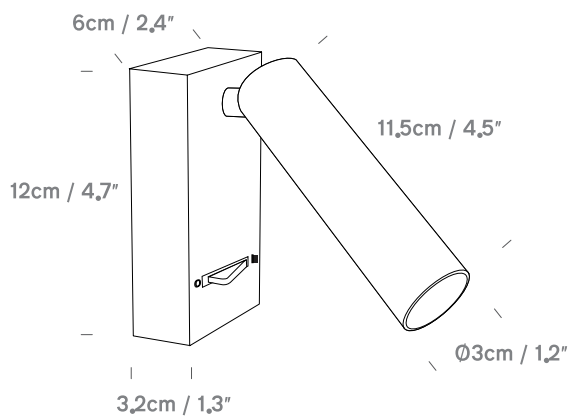
Minimal design suitable for multiple applications, especially good for bedside.

Cylin

By Innermost

White
UK/EU: WC128101

Black
UK/EU: WC128102



Material	Aluminium
Colour	White /Black
Lightsource	5W LED, 320 lumen, CRI 93, 30,000 hrs, 40 deg lens, 100v-240v, 50/60Hz, Available in either 2700/3000/4500K On/Off switch located on canopy
Projection From Wall	10cm / 4"
Other	US specification available on request



Stylish wall fitting with diffused effect.

Circuit

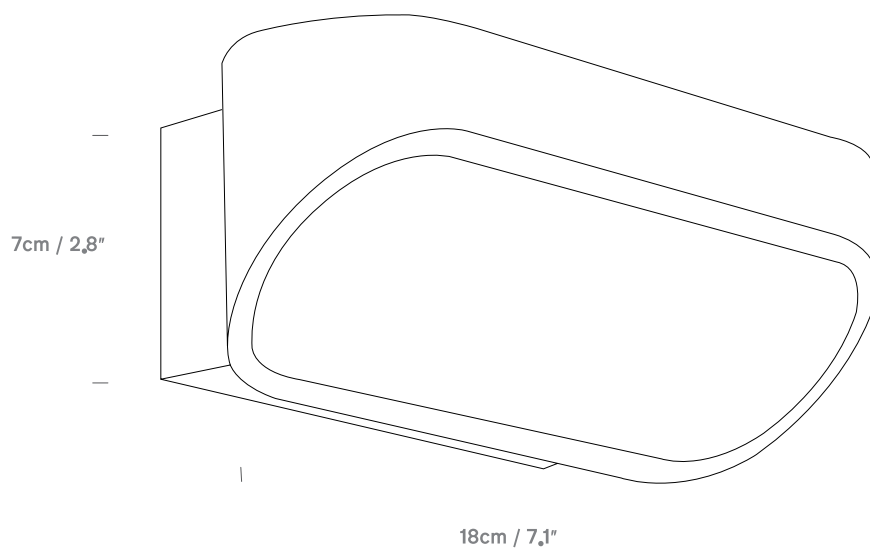
By Innermost

Circuit 5W

White
UK/EU: WC138101

Circuit 7.5W

White
UK/EU: WC148101



Material	Aluminium
Colour	White
Lightsource	2 x 5W, 630 lumen, CRI 92, 30,000 hrs 2 x 7.5W, 1100 lumen, CRI 92, 30,000 hrs 220v-240v, 50/60Hz, Dimmable Driver Available in either 2700/3000K
Projection From Wall	9.2cm / 3.6"
Other	US specification available on request



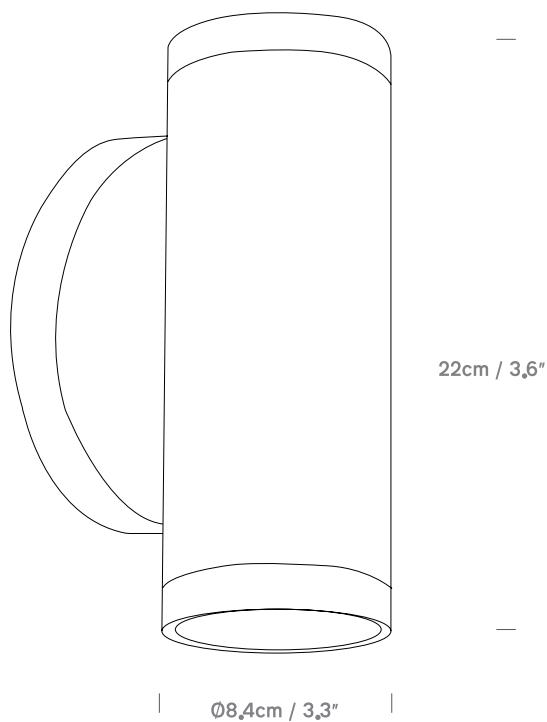
A strong outdoor fitting designed to work in almost any location IP66.

Vert

By Innermost

White
UK/EU: WV018101

Sandy Anthracite Black
UK/EU: WV018145



Material	Aluminium
Colour	White/ Sandy Anthracite Black
Lightsource	2 x 10W AC LED 3000K 1600 lumen, CRI 90, 30,000 hrs, Triac Dimmable, 220-240v, 50/60Hz Available in 2700/3000K
Other	With 20, 32 or 50 deg reflector IP66 US specification available on request



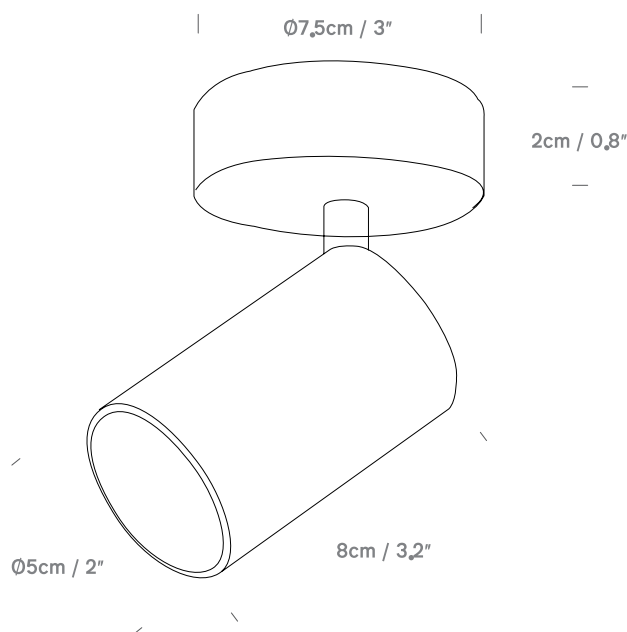
A workhorse ceiling or wall spot for multiple applications.

Datum


By Innermost

White
UK/EU: WD068101

Black
UK/EU: WD068102



Material	Aluminium
Colour	White/ Black
Lightsource	8W AC LED 3000K, 550 lumen, CRI 80, 30,000 hrs, Triac Dimmable 220-240v, 50/60Hz
Other	With 25, 38 or 50 deg lens US specification available on request

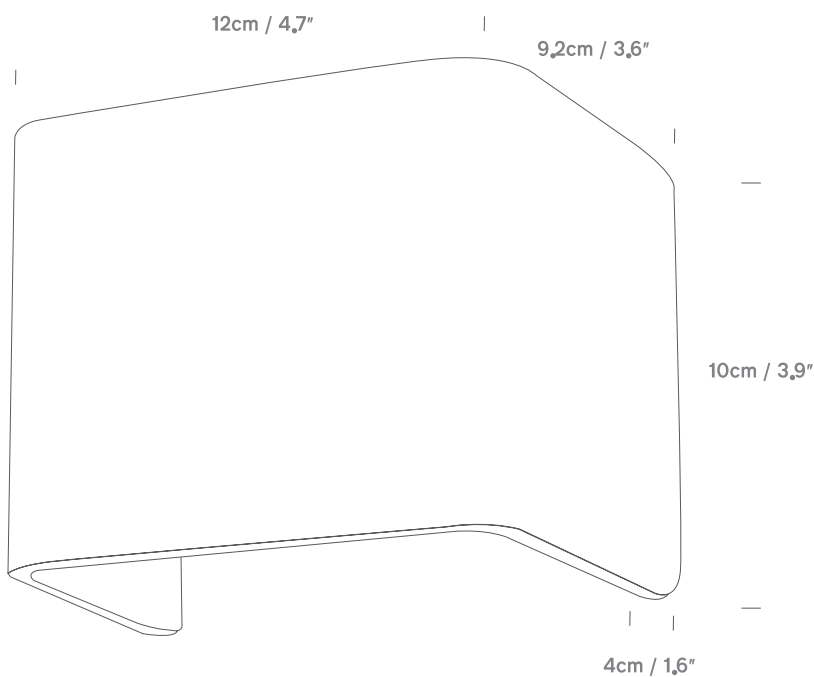


Minimal wall lamp with removable panel designed for easy contract finishing in addition to classic standard colours.

Boxed

By Innermost

White
UK/EU: WB208101



Material	Aluminium
Colour	White
Lightsource	7.5W 450 Lumen, CRI 93, 30,000hrs. 220-240v 50/60Hz Dimmable Driver Available in 2700/3000/4500K US specification available on request
Other	

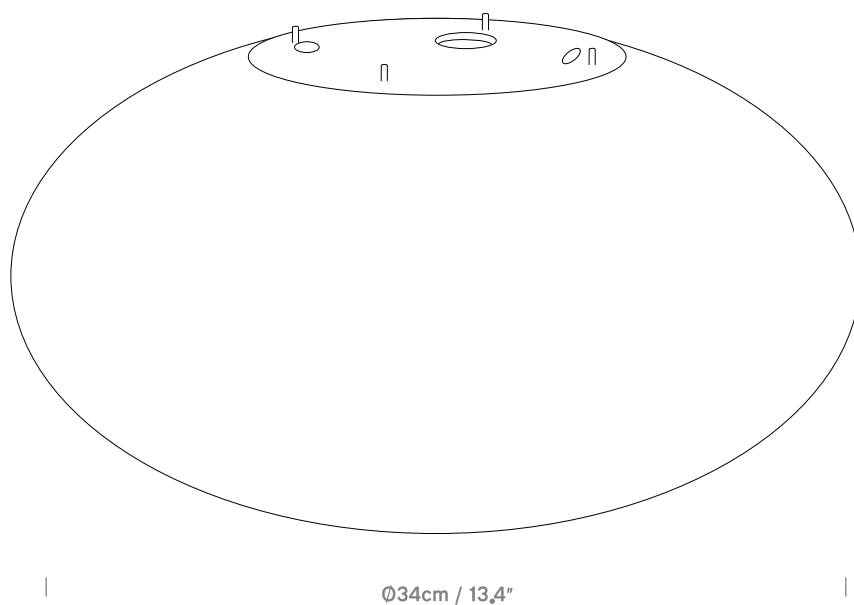


IP44 flush ceiling mounted.

Elipse

By Innermost

UK/EU: PE02911501



Material	White plastic shade with Sandy Anthracite metal base Diffuser in polyethylene
Colour	White
Lightsource	E27, 23W Max LED, 230-240v, 50/60Hz
Recommended Bulb	Max length 116mm
Other	IP44
	US specification available on request



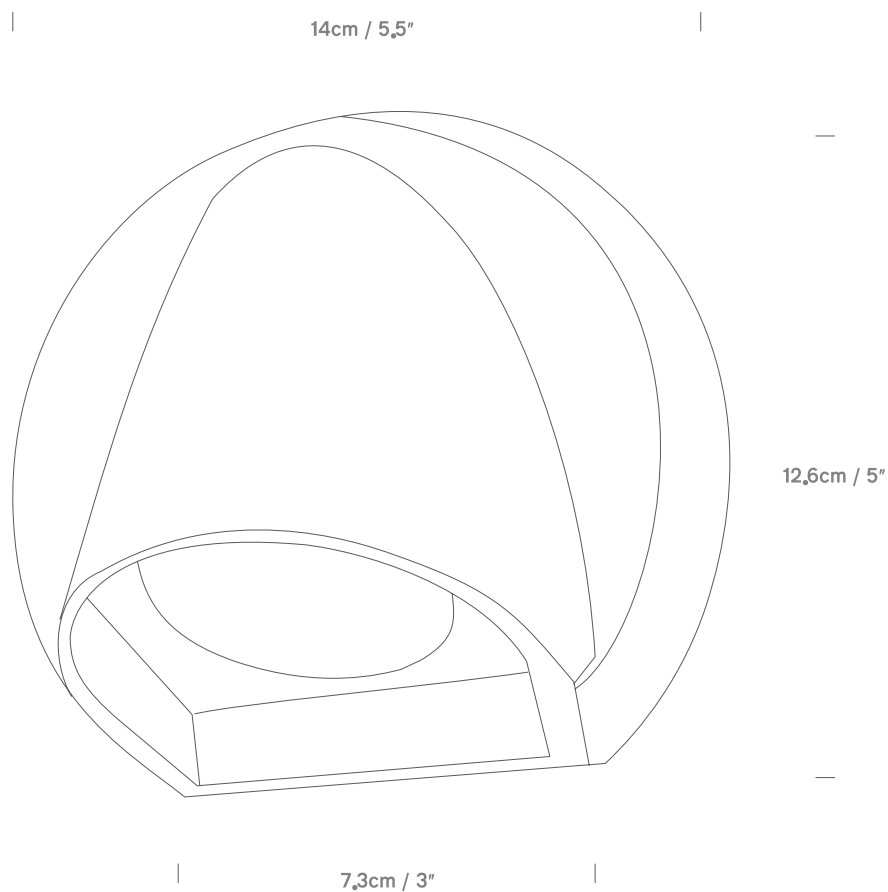
Compact outdoor wall light well suited for downlight installation. IP65

Tilo

By Innermost

White
UK/EU: WT048101

Sandy Anthracite Black
UK/EU: WT048145



Material

Aluminium

Colour

Sandy silver/ Sandy Anthracite Black

Lightsource

6W AC LED, 400 lumen, CRI80, 30,000hrs, Triac Dimmable, 220v
Available in either 2700/ 3000K

Other

IP65

US specification available on request



Versatile and minimal with great light output this pendant can be flush mounted or hung by wire.



Cap

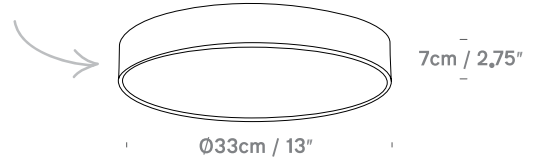
By Innermost

Cap 33

White
UK/EU: PC11912001
US: PC11932001

Lightsource
USA 120v, 17W, 1800lm, 3000K, 80 CRI, Triac Dimmable

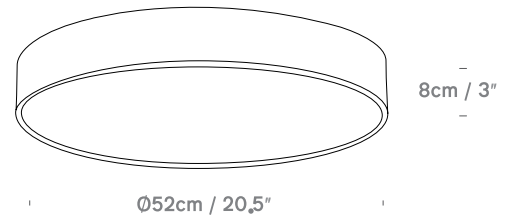
The slimline flush mount luminaire provides a soft even glow



Cap 52

White
UK/EU: PC11914501
US: PC11934501

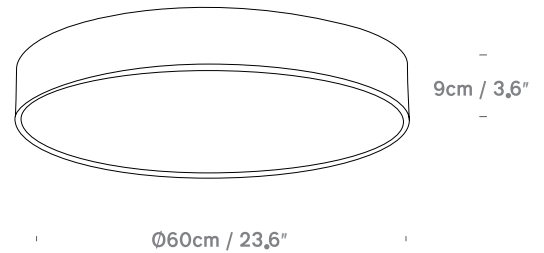
Lightsource
USA 120v 25W, 2600lm, 3000K, 80 CRI, Triac Dimmable



Cap 60

White
UK/EU: PC11915001
US: PC11935001

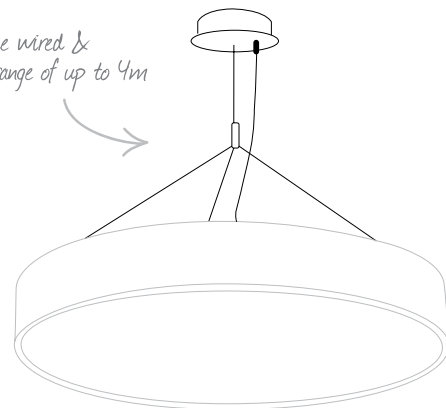
Lightsource
USA 120-277v, 40W, 4200lm, 3000K, 80 CRI,
0-10v Dimmable (Driver is mounted remotely)



Cap Pendant Hanging KIT

UK/EU: ZC1191
US: ZC1193

The pendant kit included tensile wired & ceiling rose to allow a hanging range of up to 4m



Material
Colour
Recommended Bulb

Aluminium
White
50/60Hz Class 1 Lifetime: 30,000 hrs



DropLED Fitting

By Innermost



An evolution of the traditional ceiling assembly, DropLED gives all pendants a dedicated LED option. The simple, dimmable LED module does not require complicated installation and consumes minimal energy while providing beautiful lighting.

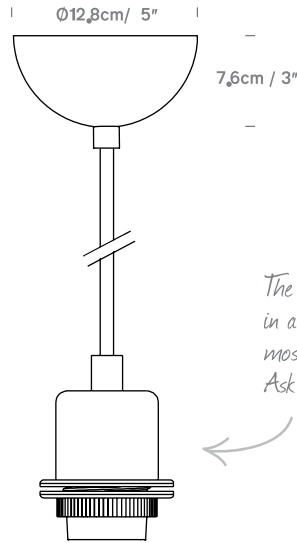
DropLED fits any standard E27 or E26 shade and comes with 3 lens options that can be easily clipped on to achieve the preferred lighting effect.



White
UK/EU: EC099101
US: EC099301

Black
UK/EU: EC099102
US: EC099302

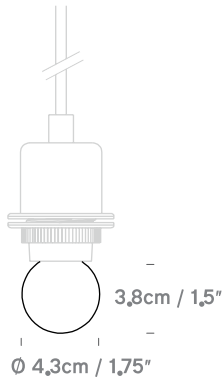
Satin Nickel
UK/EU: EC099104
US: EC099304



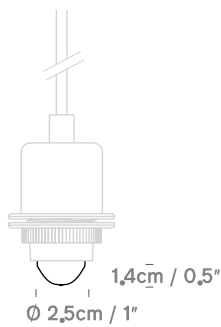
The dimmable AC LED can be used in a standard shade or even added to most of our pendants. Ask us for detail!

Lens attachments

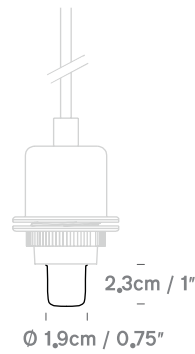
Opal globe diffuser 270°



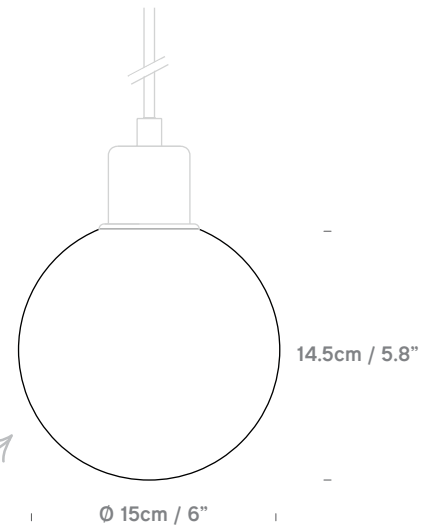
Clear beam lens 220°



Frosted filament diffuser 270°



With 15cm glass diffuser



The 15cm glass diffuser is an optional extra

**15 cm glass globe
EPG1501**

Material

Stainless steel

Colour

White/ Black / Satin Nickel

Lightsource

UK/EU 220v CE certified, USA 120v, integrated 12W AC LED Unit, 900 lumen, 3000K, CRI 90, dimmable via Triac / Lutron chip life 30,000 hrs, compatible with Casambi bluetooth control system

Ceiling Rose

Hemisphere. Colour to match fitting

Cable

White- white PVC cable

Satin Nickel- clear PVC cable

Black- black PVC cable





Innermost CAE Pendant Fittings with integrated wiring set can be used with any E27 or E26 shade ring. With a standard cord length of 1.8m, CAE is available in white and satin nickel, giving a variety of installation options.

CAE

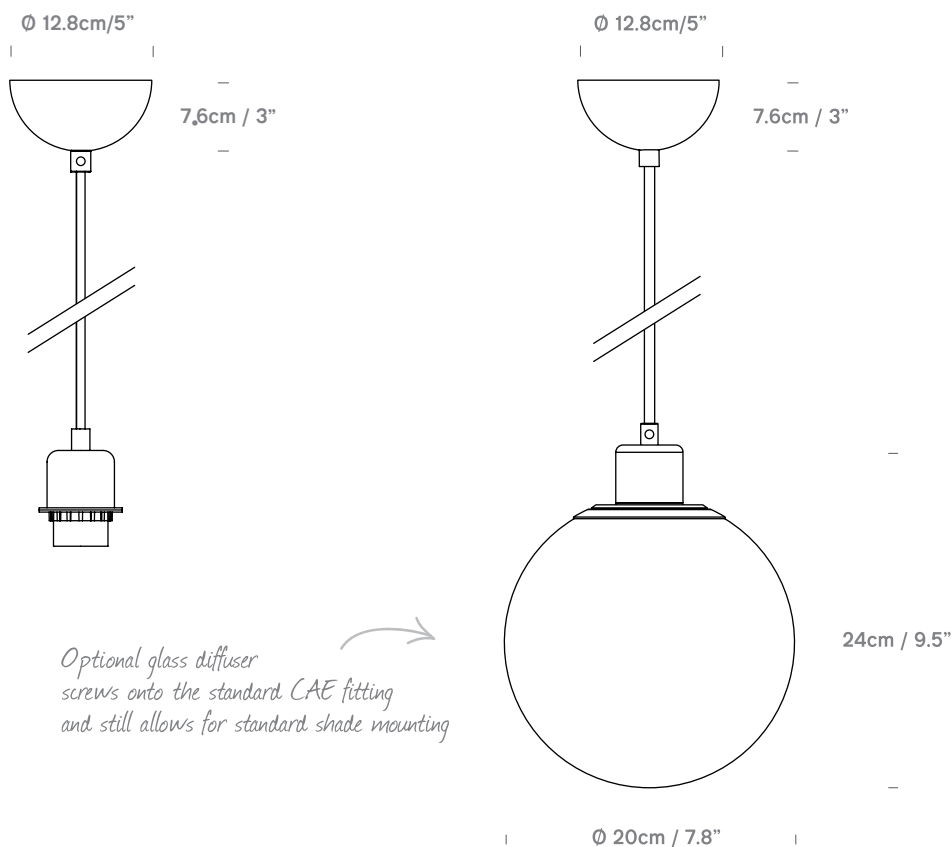
By Innermost

White 1.8m

UK/EU CAE27: EC019101
US CAE26: EC019301

Satin Nickel 1.8m

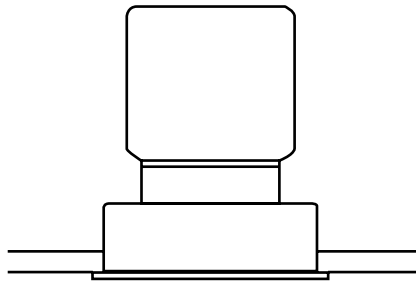
UK/EU CAE27: EC019104
US CAE26: EC059304



CAE 27

CAE 27
with 20cm frosted glass globe
ECG 2001

Material	Steel
Colour	White / Satin Nickel
Lightsource	UK/EU CAE27 E27 Max 15W LED, USA CAE26 E26 Max 15W LED (not included) LED globe bulbs 400 - 1000 lumen output and
Recommended Bulb	from 2700K (for warmer with more colour) up to 6000K (daylight)
Ceiling Rose	Hemisphere. Colour to match fitting
Cable	1.8m (longer cable available on request) White - white PVC cable Satin Nickel - clear PVC cable



The ArchDL by Chiara Lighting is a range of architectural recessed down lights with ultimate glare control, visual comfort & performance. Available in many colour options and combinations.

Low profile cast aluminium bezel & heat sink with integrated cowl.

132lm/W modular LED, tool less, interchangeable component design:

- Reflectors (12, 25, 38 & 60 degree options)- Inner Baffle (black, white, blue & gold options)

- Distribution lenses
(glare reducing honeycomb, clear, woven & softening optic options)

- Outer Bezel (white, black & grey, fixed & adjustable, trim & trimless options)

IP44 standard with IP54 & IP65 options, CRI > 85 & > 95, 50,000 (L80B10) operating hours, 5 year standard warranty, Pluggable pre-terminated Tridonic / Philips driver as standard.

Emergency versions available on request.

Product family offers consistent LED lamp options.

ArchDL

By Chiara Lighting

ArchDL Mini Round Adjustable Trimless



| Ø7.5cm / 3" |

ArchDL Mini Round Adj Recessed



| Ø7.5cm / 3" |

ArchDL Mini Oval Adj Trimless



| Ø7.5cm / 3" |

ArchDL Mini Oval Adj Recessed



| Ø7.5cm / 3" |

ArchDL Mini Square Adj Trimless






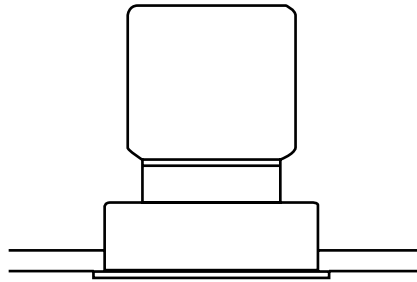
| Ø7.5cm / 3" |

ArchDL Mini Square Adj Recessed



| Ø7.5cm / 3" |





The ArchPro by Chiara Lighting is a range of recessed downlights with interchangeable, toolless baffle and bezel options. Available in many colour options and combinations.

Low profile cast aluminium bezel & heat sink with integrated cowl. 132lm/W modular LED, tool less, interchangeable component design:

- Reflectors (12, 25, 38 & 60 degree options) – Inner Baffle (black, piano black, mirror black, white, chrome, matt chrome & champagne options) – Distribution lenses (glare reducing honeycomb, clear, woven & softening optic options) – Outer Bezel (white, black & grey, round & square, fixed & adjustable, trim & trimless options)

IP20 standard with IP44 option, CRI > 85 & > 95, 50,000 (L80B10) operating hours, 5 year standard warranty, Pluggable pre-terminated Tridonic / Philips driver as standard. Emergency versions available on request.

Product family offers consistent LED lamp options.

ArchPro

By Chiara Lighting

ArchPro Small Round Adj Trimless




Ø7.5cm / 3"

ArchPro Small Round Adj Recessed



Ø7.5cm / 3"



ArchPro Small Square Adj Trimless



8cm / 3"


8cm / 3"

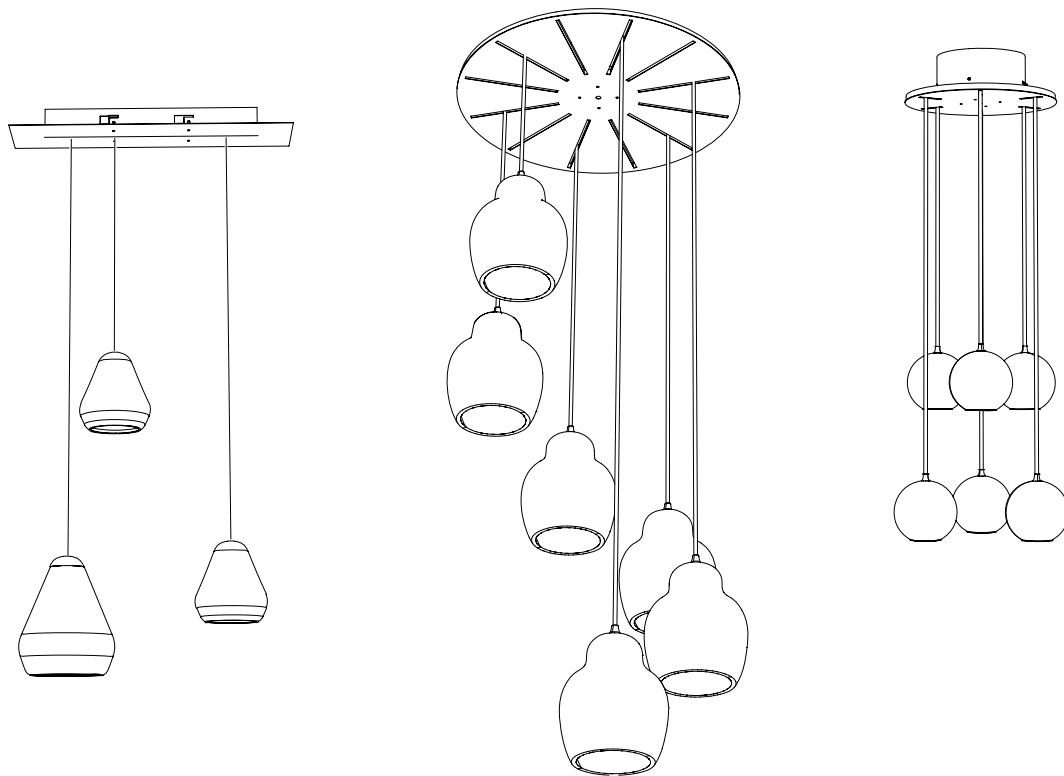
ArchPro Small Square Adj Recessed



7.5cm / 3"

7.5cm / 3"





Radiate is a range of ceiling roses that allow a variety of configurations for pendant light clusters.

Radiate 30 suits smaller circular configurations, with Radiate 60 available for multiple pendants or clusters of larger pendants. Radiate Linear can be used for a consecutive line of fittings – perfect for over a countertop or rectangular table.

Using Radiate can enable an easy installation of up to 8 pendant lights with only 1 fixture and connection. It also provides a neat aesthetic, eliminating the needs for multiple ceiling roses.

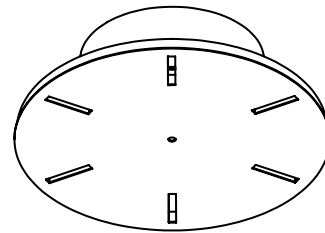
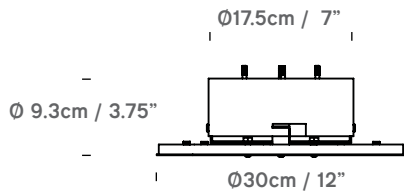
Radiate is compatible with all Innermost pendant lights and can be used with other fixtures.

Radiate

By Innermost

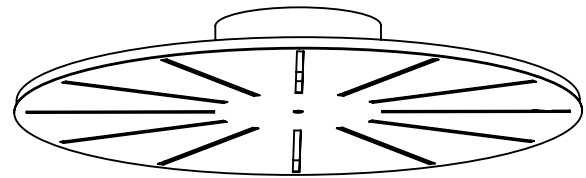
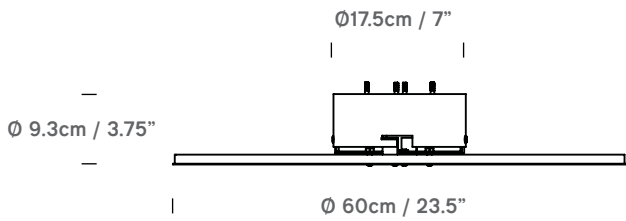
Radiate Circular 30

ZR03CR30W




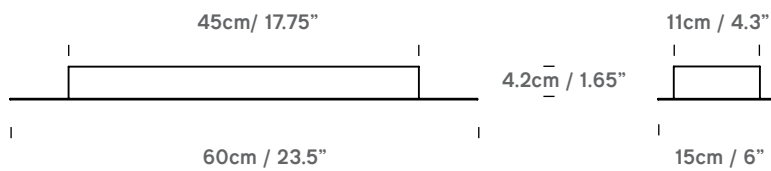
Radiate Circular 60

ZR03CR60W



Radiate Linear 60

ZR03LR60W



Material	Steel
Colour	White
Maximum load that can be suspended	10KG





Canvas

By YOY

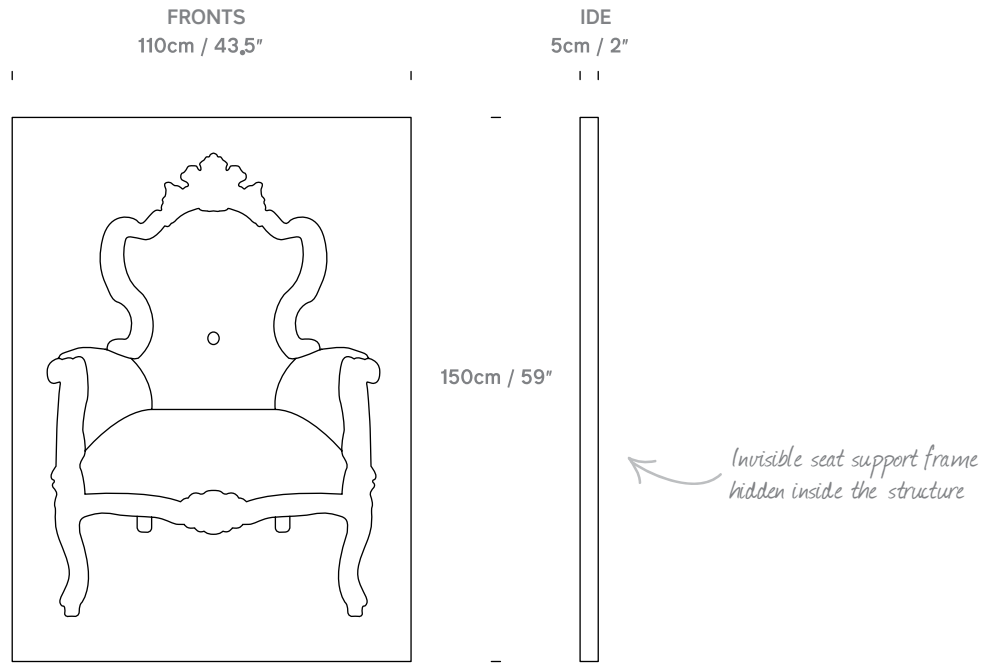


With a surreal cartoon feel, Canvas is an example of art meeting design, where the impossible seems to happen. Lounge effortlessly on a 2 dimensional image leaning against a wall. A clever construction of structured fabrics hidden within make it possible to 'sit' within this painting. This surprising interior piece is also practical, having a removable and machine washable cover.



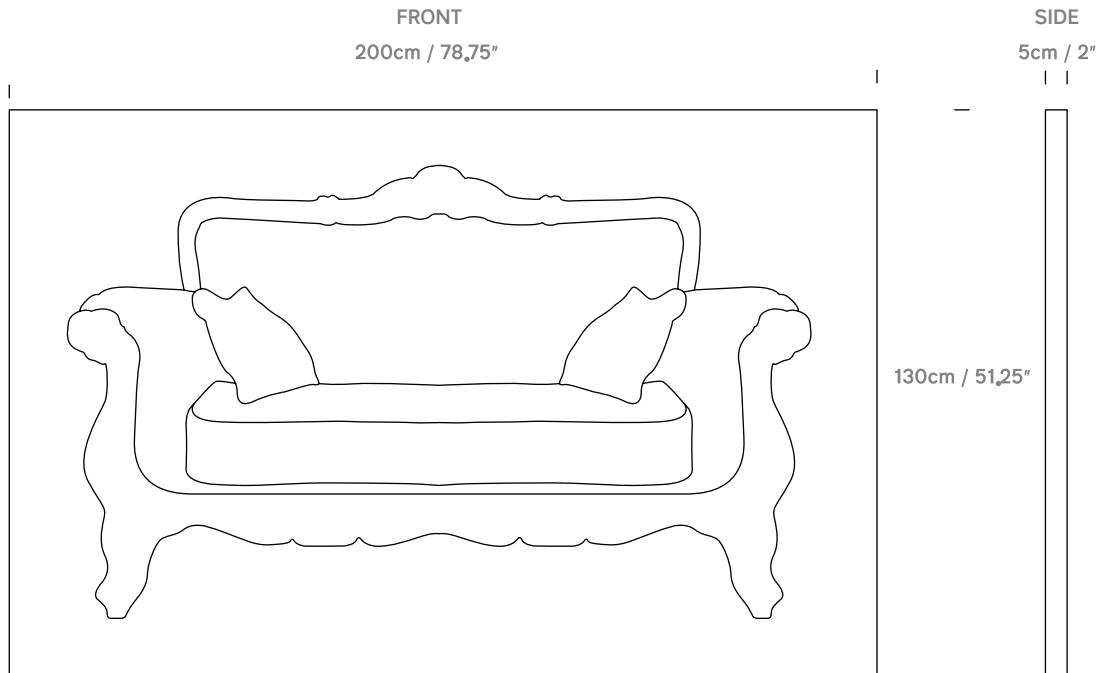
Armchair

FC022001



Sofa

FC023001



Material

Spandex, polyester and wooden frame

Other

The printed cover is removable and machine washable

Designers



Assemblyroom

Anthony Dickens founded his London product and furniture design studio in 1998, creating objects that express simple narratives and re-imagine the everyday things that surround us. His products include the 'Origami' table range (Elle Decoration Award for best table), the Anglepoise 'Fifty' light (shortlisted for the Design Museum's Brit Insurance Product of the Year) and the 'Around' clock for Lexon. He has been commissioned by commercial companies such as Red Bull, Veuve Clicquot and Audi. Dickens is also a founding partner of award winning creative agency, Together Creative.



COHDA

Cohda are a unique studio of Creatives, Product Designers, Engineers, Electronic Experts and Material Researchers. Based in the UK Cohda use the latest technology, materials, tools and software to deliver unique product solutions. With an impressive array of clients, including Apple, Foster + Partners and Louvre Abu Dhabi, to name but a few, they bring world-first products and technology to life. With their vast experience, Cohda stay one step ahead of competitors, inventing exciting products and new technology for world leading brands.



Flynn Tabot

Flynn Talbot operates a specialized lighting design studio based in London, UK. He designs innovative lighting fixtures for mass production and lighting installations for galleries and unique buildings. Each project begins with the consideration of the "light effect" and every product is constructed around it. By continually considering the quality of light and user connection, Talbot creates timeless products and a strong point of difference in his work. Talbot designs for various high quality lighting manufacturers and has exhibited his work throughout Europe, Australia and the U.S.A.



Freshwest

Marcus Beck and Simon Macro gained first class honours in Fine Art from Manchester Metropolitan University and University of Brighton respectively. After graduating, Marcus concentrated on the production of limited edition furniture, whilst Simon worked with renowned designer Thomas Heatherwick. Having known each other since childhood, and sharing the same design ideals, Beck and Macro established Freshwest in 2005, which has gone on to win awards and contracts in furniture, interiors and branding. The studio's ethos is never to be restricted to a single discipline and to experiment with different ideas and genres.



Jake Phipps

Jake Phipps graduated from John Makepeace's furniture design school, Parnham College, in 1999. In 2005, he set up his own design studio in London, concentrating on his own pieces.

His work is characterized by a narrative yet functional aesthetic full of character and with a playful design elegance that aims to strike a strong emotional chord with the people that use them.



James Bartlett

James Bartlett studied at Manchester Metropolitan and joined Innermost's London studio in 2008, later taking the position of Design Manager. His design is characterised by an interest in material and process and he enjoys being in the workshop to participate in every stage of production. Portland is a great example of this: what began as a project to experiment with a cast concrete process developed into the unique product available in both concrete and plaster. Deliberately coarse and bubbly concrete holding a strong contrast against flawlessly smooth plaster surface.



Jonas Forsman

Jonas Forsman lives in Gothenburg, Sweden, where he also runs his industrial design studio. His projects range from lighting and furniture to product design. Forsman designs from the inside out, where function and idea dictates the final shape of the product. There is often a mechanical element in each design and he challenges himself to use as few simple parts as possible without losing the soul of an object.



Melissa Yip

Melissa Yip studied Product Design in Hong Kong Polytechnic University, before her internship in Innermost sparked her interest towards decorative lighting design. She joined Innermost after graduation and designed the Bud light in response to a brief set to the in-house team; to create something within the category of portable lighting but with a distinctly 'Innermost' twist. Taking inspiration from her design hero Naoto Fukasawa, she is passionate about exploring with form language and colours.



Steve Jones

After studying Industrial Design at Newcastle Polytechnic, Steve Jones started his career in design consultancy. His highly diverse design experience included ladies shoes, books, toys and even naval architecture. Later he worked extensively in the furniture industry, before moving into lighting and forming Innermost with Russell Cameron in 1999.

His varied interest in design is reflected in the diverse aesthetic of the Innermost collections. As well as his own designs, Jones has brought in names like Michael Young, Jarrod Lim, Corinna Warm, Stone Designs and Shin Azumi, helping to shape a range that has breadth as well as depth.



Stone Designs

Designers Cutu Mazuelos and Eva Prego established Stone Design Concepts Inc. in 1995 to tell a story from their perspectives and without censorship. Having never worked for anyone else, lessons were learned and skills were mastered through personal hardship and sacrifice. Starting with interior designs, stands and displays, they worked with such names as Lexus, Telepizza, Havaianas, and Coca Cola. They also designed furniture for brands such as Muji Japan. Stone Designs is the constant search for new languages, a passion and reason for living.



YOY

YOY [joi] is a Tokyo based design studio composed by Naoki Ono, a spatial designer, and Yuki Yamamoto, a product designer. Naoki Ono was born in Nagoya, and graduated in architectural design at Kyoto Institute of Technology in 2008. Also born in Nagoya, Yuki Yamamoto graduated in industrial design at Kanazawa College of Art in 2008. Started in 2011, the design theme of YOY is to create a new story between space and objects. Steve Jones and Russell Cameron first spotted YOY in April 2013 at Salone Satellite in Milan.

**Innermost
&
the industry**



Manufacture

We are passionate about each design and every level of detail that goes into its manifestation. We have always placed production where the best skills can be found for the material or process. We travel across the globe sourcing the best quality materials and the most suitable producers for each product and every component. Whether we are prototyping in Hong Kong, using hand-blown glass by artisans in the Czech Republic, or doing bespoke engineering at our factory in the UK, we stay close to the manufacturing development at every level.



Bespoke design & OEM

After 19 years, we continue to produce many of our lights and lampshades in the UK, at our facility in Telford, with ownership over everything from production, assembly, testing, packaging, and warehousing. This in-house management of the entire process allows us to guarantee the highest standard of quality, as well as giving us full flexibility when it comes to bespoke product.

We often use our expertise to develop and manufacture products for other high-end design houses in an OEM capacity. From licensing and manufacturing existing designs, to providing a full design consultancy, we offer a unique and tailored service and are able to produce in high volume and absolute one-offs. Please contact us if you are interested in hearing more about our design and production services.